

# ANNUAL REPORT 2019





Photographer: Brayden Goldspink

## MISSION STATEMENT

### Vision

Strengthening communities through footy.

### Mission

To provide all stakeholders with an affordable, accessible, enjoyable and competitive game of Australian rules football in a safe environment, whilst making a meaningful contribution to the community and the sustainable development of the game.

### Strategic Direction

Growing and promoting the game.  
Being service driven.  
Having financial sustainability.  
Creating a safe, healthy and fun environment.  
Enterprising leadership.  
Building partnerships with stakeholders.  
Creating a learning culture.

# CONTENTS

MISSION STATEMENT | 02

OUR TEAM | 04

LIFE MEMBERS | 04

OFFICE BEARERS | 44

## REPORTS

CEO | 05

PRESIDENT | 06

TREASURER | 07

FINANCIAL STATEMENT | 08

TRIBUNAL | 26

UMPIRE | 27

## ADELAIDE FOOTY MEN

STATE TEAM MEN | 28 - 29

TEAM OF THE YEAR MEN | 30

PLAYER LIFE MEMBERS | 31

CLUB CHAMPIONSHIP CUP | 32

WHERE TEAMS FINISHED | 33

PREMIERS & MEDALLISTS | 34

LEADING GOAL KICKERS | 35

VOLUNTEER OF THE YEAR | 35

GRAND FINAL RESULTS | 36 - 39

## RECORDS

CLUB SENIOR PREMIERSHIPS | 40

CLUB SENIOR MEDALLISTS | 41

DIVISION 1 MEDALLISTS | 42

DIVISION 1 GOALKICKERS | 43

## ADELAIDE FOOTY WOMEN

TEAM OF THE YEAR WOMEN | 47

PREMIERS & MEDALLISTS | 48

LEADING GOAL KICKERS | 48

AWARDS | 48

GRAND FINAL RESULTS | 49



**We thank our Major Partners for their ongoing support in 2019.**



# OUR TEAM

## Executive Committee

**President** Mark Johnstone  
**Treasurers** Shaun Ryan  
 Lindsay Blight  
**Executive Committee** Lindsay Blight  
 Shaun Ryan  
 Peter Carter  
 Daniel Eddington  
 Steve Moffatt  
 Stephen Young  
**Chief Executive Officer** John Kernahan

## Office Bearers

**Tribunal Chairman** Tony Roach  
**Patron** Hon. John Trainer  
**Honorary Solicitor** Garry Palasis  
 Nic Kernahan  
**Honorary Auditors** Perks Audit and Assurance  
**Historian** Geoff Heard


## Staff Members



J. Kernahan      T. Sullivan      J.Cini      D. Shepard      G. Taylor      I. Lombardi      C. Rowston

**Chief Executive Officer** John Kernahan      **Club Development Officer** Georgia Taylor  
**Football Operations** Tony Sullivan      **Commercial Operations** Ivana Lombardi  
**Operations Manager** Jeremy Cini      **Umpiring Manager** Colin Rowston  
**Partnership and Communications Exec.** Dee Shepard

# LIFE MEMBERS



Prof. H.D. Naylor      Dr. F.S. Hone (1934) †      J.T. Massey (1938) †      H.V. Millard (1948) †      C.G. Tideman (1948) †      Dr. D.G. McKay (1949) †      A.E.C. Treloar (1958) †      G.P. Wilson (1958) †  
 E.P. Nazer (1959) †      H.W. Main (1961) †      Dr. R.H. Elix (1962) †      F.J. Monten (1974) †      A.F. Statton (1974) †      H.J.C. Mutton (1977) †      K.C. Sims OAM (1978) †      F. Cockburn (1984) †  
 A.G. Bert (1990) †      J.B. Dicker (1993)      D.A. Tothill (1996)      Mrs. E.A. Davoren      P.A. Collins (2003) †      J.A. Burchell (2003)      Dr. F.A. Bloch (2005)      R.B. Lambert (2005)  
 C.C. Sando (2007)      I.C. Wallace (2009)      J.R. Wilson (2007) †      G.S. Heard (2011)      J.W. Schulz (2011)      G. Palasis (2012)      N. Kyriazopolous (2012)      R. Stennett (2015) †  
 S. Ryan (2019)

# CEO REPORT

## **This time last year we closed off the season following a significantly challenging year.**

At the end of last season, an Adelaide Journalist questioned whether season 2018 could be described as an ordinary year and by our own standards, his question was worth considering.

The view through our lens was that whatever it was, we couldn't control how others viewed it but it presented an opportunity to collate any information we could that contributed to any external perceptions of 2018, press the reset button and see what we could do better as a collective in 2019.

In contrast, 2019 has been our best year for a number of years, across a whole range of agenda items we use to measure ourselves, being participation, retention of players on and off field behaviour as well as satisfying the financial objectives of The League.

In short, everything went as close to script as we could hope. Our relationship with Channel 9 continues to grow. In the four years Channel 9 have been delivering the sport from our Clubs on a Thursday night and have helped generate over \$275,000 across participating Clubs. Channel 9 continues to promote our League that in turn allows us to move freely amongst high profile partners who have come to recognise our Social Capital in a manner beyond a Profit and Liability Report.

We engaged more Blue Chip sponsors in Vodafone, Catch.com, Balfours, Gaurdall Security, CarNet and the Police Credit Union.

We continue to build and promote The League through a new platform in Adelaide Footy TV as well as our partners at Channel 9 and News Limited.

Importantly we are well placed to satisfying our financial objectives as planned.

We went to Queensland as a State team and started the process of building a new relationship with a new ally in AFL Queensland who share similar challenges and came away with a win at the same time

The continued growth of Women's Footy and more specifically how we assimilate competition for women in concert with men and juniors has required The League to apply a significant volume of time and effort to ensure the next phase of growth is sustainable. At the completion of this season we were challenged with arriving at a suitable time that allowed all competitions, open age or Junior equal opportunity to prosper.

The passing of Keith Sims OAM in particular has prompted an awareness to not only reflect on his and others input but of those now and in the future. His 46 year involvement in a range of roles has us wonder where the next 46 year volunteer will come from whether it be at Club or League level. It also provided an opportunity for The League to reaffirm its commitment to recognise others like him who have devoted themselves to their Club and or this League.

The next twelve months will again test us in a manner we have not been tested before. We have enjoyed the announcement of a development to the Thebarton Oval and Kings Reserve precinct of an amount between twelve to thirteen million dollars with us beginning the search for temporary accommodation whilst still facilitating a footy competition.

The South Australian National Football League will partner The League in this initiative. In the same way we are imploring Football Clubs to share their facilities other codes in line with Community Facility Development ethos, we are sharing the Thebarton Oval Precinct with the SANFL. It is a major shift in the manner we have conducted our business. No longer are we feverishly wasting resources in keeping perceived threats at bay but identifying the positives to be gained by collaborating for the greater good whilst maintaining our independence in governance over our League.

The League Executive led by President Mark Johnstone continue to oversee the direction of The League whilst allowing League staff the freedom to implement their very well structured plans to ensure our League offers an environment that encourages participation as well as satisfying key financial objectives that allow the impost on Clubs to remain at a record low.

Whilst the purpose of this report is primarily to offer a summary of the 2019 year, it also serves as opportunity to reflect on not only where we have come even if only in the last five years but where we are going. In the process of securing financial investment for the Thebarton Oval redevelopment, we have also secured a tenure to conduct our business from the Thebarton Oval facility for another forty-two years. It is a legacy the current Executive Management offers the next generation of players, volunteers and Clubs in the same way our forebearers did for us with their wisdom to purchase the Tynte Street property in 1961 that served us so well.

**John Kernahan**  
Chief Executive Officer

# PRESIDENT REPORT

**The League Executive and I consider ourselves to be privileged to be charged with the responsibility of supervising the governing of the Adelaide Footy League that we know today.**

I am able to see more than most, the amount of effort and consideration required to facilitate a competition that spans all directions of Metropolitan Adelaide. The efficiency and professionalism we now present is a credit to all and this is regularly recognised in very welcome feedback we receive from club officials, players and external partners.

The League staff are ever vigilant in ensuring The League is consistent in its efforts to ensure our Strategic Plan, our policies and constitution are honoured. We do not take for granted that the game of Australian Rules Football will be everybody's first choice of recreation and our primary aim remains to provide a safe and enjoyable environment for everyone involved in our game on and off the field and to provide a platform for all to participate without financial restrictions being a barrier.

It is with a significant degree of pride and humility we witness our League prospering, largely due to the efforts of the vast majority

of our Clubs and their people, but we also enjoy excellent relationships with partners such as the SANFL who give us constant support both directly to our League and to our Clubs via their SANFL clubs. We genuinely appreciate the generosity of a range of sponsors and encourage you all to familiarise yourselves with them and support them whenever you have the opportunity as without these organisations and companies the financial cost to our Clubs to compete in our League would triple.

The League Executive are in the midst of reviewing our Strategic Plan and again we will continue to test the boundaries of what can be achieved whilst retaining a level of conservatism in certain areas of the business that reflect our capacity.

The future looks bright. It is hard work and I thank John, our staff and the League Executive for their continued support in our endeavours to be the best we can for our Clubs.

All the best for the summer break, especially to club volunteers, and we look forward to your company in 2020.

**Mark Johnstone**  
President

# TREASURER REPORT

## I am pleased to present the 2019 Treasurer's report.

We achieved a trading profit of \$44,727 against a budget surplus of \$2,195.

Net assets of The League have increased by \$67,665 to \$2,016,506.

The League cash position stands at \$1,870,762 and our share portfolio has increased to \$334,553. The share portfolio continues to provide The League with a diversified income stream and is an area the Executive Committee review and monitor for opportunities.

The financial result was assisted by the recovery of a doubtful debt of \$15,400 and the strong attendance at the Adelaide Footy League grand finals with revenue \$39,621 above the budget.

Hosted grand finals at Guardall Security Stadium or volunteer club venues is a key financial pillar in maintaining the financial health of The League. Thank you to the Clubs and volunteers who hosted these games and everyone who attended.

Our commercial partnerships are another pillar that enable us to minimise the participation costs for our member clubs.

Thank you to our Major Partners Channel 9, Vodafone, West End, Catch.com.au, Sherrin, OTR, Police Credit Union, CarNet & Guardall Security for your continued support. I encourage all member clubs to support them when they can.

The Executive Committee will continue to explore ways in which The League can add value to our Clubs and ease the administration burden on our club's volunteers.

In 2020 we have some exciting initiatives proposed to extend benefit to our Clubs, while as a League we enter a significant 3-year period where we have the capacity to significantly grow The Leagues revenue streams.

Our financial budget is planned to deliver a surplus of \$7,095 with senior team call fees remaining unchanged.

I pay tribute to our CEO and staff who have worked tirelessly, throughout the season and particularly over the final series.

In closing, I wish to thank the CEO, members of the Executive Committee for their dedicated commitment to The League and the club delegates who provide us the opportunity to serve.

**Lindsay Blight**  
Treasurer

# **FINANCIAL STATEMENTS**

## **South Australian Amateur Football League Inc**

ABN 22 605 973 501

### **Financial Statements**

**For the Year Ended 30 September 2019**



# South Australian Amateur Football League Inc

22 605 973 501

## Contents

30 September 2019

	Page
<b>Financial Statements</b>	
Report by the Executive Committee	1
Income and Expenditure Statement	2
Assets and Liabilities Statement	3
Statement of Changes in Equity	4
Statement of Cash Flows	5
Notes to the Financial Statements	6 - 12
Statement by the Executive Committee	13
Independent Audit Report	14 - 16

# South Australian Amateur Football League Inc

22 605 973 501


## Report by the Executive Committee


30 September 2019

In accordance with Section 35(5) of the *Associations Incorporation Act (SA) 1985*, the Executive Committee hereby states that during the financial year ended 30 September 2019;

- a)
  - (i) no Executive Committee member of the League;
  - (ii) no firm of which an Executive Committee member is a member; and
  - (iii) no body corporate in which an Executive Committee member has a substantial financial interest has received or become entitled to receive a benefit as a result of a contract between the Executive Committee member, firm or body corporate and the association.
- b) no Executive Committee member of the association has received directly or indirectly from the association any payment or other benefit of pecuniary value, other than the Honorarium's paid to Mark Johnstone and Lindsay Blight and John Kernahan's salary.

Signed in accordance with a resolution of the Executive Members of the Committee:

Executive Member:  .....

Executive Member:  .....

Dated this 17<sup>TH</sup> day of DECEMBER 2019

# South Australian Amateur Football League Inc

22 605 973 501

## Income and Expenditure Statement

For the Year Ended 30 September 2019

	Note	2019 \$	2018 \$
Revenue		1,391,621	1,341,092
Other income		194,300	186,400
Employee benefits expense		(587,273)	(540,057)
Insurance		(226,171)	(196,718)
Thebarton Precinct expenses		(186,056)	(190,389)
Newspaper		(148,700)	(85,726)
Other expenses		(148,563)	(175,703)
Function expenses		(88,906)	(111,533)
Umpiring expenses		(39,948)	(36,850)
Professional fees		(28,549)	(14,305)
Sponsorship expenses		(27,825)	(20,058)
Depreciation and amortisation expense		(19,813)	(33,993)
IT expenses		(18,437)	(15,546)
Advertising		(12,478)	(21,584)
Motor vehicle expenses		(8,475)	(9,032)
<b>Profit / (loss) before income tax</b>		<b>44,727</b>	<b>75,998</b>
Income tax expense	1(b)	-	-
<b>Profit / (loss) for the year</b>		<b>44,727</b>	<b>75,998</b>

The accompanying notes form part of these financial statements.

# South Australian Amateur Football League Inc

22 605 973 501

## Assets and Liabilities Statement

As at 30 September 2019

	Note	2019 \$	2018 \$
<b>ASSETS</b>			
<b>CURRENT ASSETS</b>			
Cash and cash equivalents	2	1,870,762	1,754,464
Trade and other receivables	3	31,369	39,791
Inventories	4	4,029	4,108
<b>TOTAL CURRENT ASSETS</b>		<b>1,906,160</b>	<b>1,798,363</b>
<b>NON-CURRENT ASSETS</b>			
Financial assets	5	334,553	295,871
Property, plant and equipment	6	116,909	135,819
<b>TOTAL NON-CURRENT ASSETS</b>		<b>451,462</b>	<b>431,690</b>
<b>TOTAL ASSETS</b>		<b>2,357,622</b>	<b>2,230,053</b>
<b>LIABILITIES</b>			
<b>CURRENT LIABILITIES</b>			
Trade and other payables	7	142,775	94,869
Other liabilities	8	101,415	100,713
Employee benefits	9	82,789	34,769
<b>TOTAL CURRENT LIABILITIES</b>		<b>326,979</b>	<b>230,351</b>
<b>NON-CURRENT LIABILITIES</b>			
Employee benefits	9	14,137	50,861
<b>TOTAL NON-CURRENT LIABILITIES</b>		<b>14,137</b>	<b>50,861</b>
<b>TOTAL LIABILITIES</b>		<b>341,116</b>	<b>281,212</b>
<b>NET ASSETS</b>		<b>2,016,506</b>	<b>1,948,841</b>
<b>MEMBERS' FUNDS</b>			
Other funds	10	229,367	206,429
Retained profits		1,787,139	1,742,412
<b>TOTAL MEMBERS' EQUITY</b>		<b>2,016,506</b>	<b>1,948,841</b>

The accompanying notes form part of these financial statements.

# South Australian Amateur Football League Inc

22 605 973 501

## Statement of Changes in Equity

For the Year Ended 30 September 2019

### 2019

		Retained Earnings	Other Funds	Total
	Note	\$	\$	\$
<b>Balance at 1 October 2018</b>		1,742,412	206,429	1,948,841
Profit for the year		44,727	-	44,727
Increase in investment revaluation reserves during the year	10	-	22,938	22,938
<b>Balance at 30 September 2019</b>		<b>1,787,139</b>	<b>229,367</b>	<b>2,016,506</b>

### 2018

		Retained Earnings	Other Funds	Total
	Note	\$	\$	\$
<b>Balance at 1 October 2017</b>		1,666,414	219,757	1,886,171
Profit for the year		75,998	-	75,998
(Decrease) in investment revaluation reserves during the year	10	-	(13,328)	(13,328)
<b>Balance at 30 September 2018</b>		<b>1,742,412</b>	<b>206,429</b>	<b>1,948,841</b>

The accompanying notes form part of these financial statements.

# South Australian Amateur Football League Inc

22 605 973 501

## Statement of Cash Flows

For the Year Ended 30 September 2019

	2019	2018
Note	\$	\$
<b>CASH FROM OPERATING ACTIVITIES:</b>		
Receipts from customers	1,717,865	1,609,510
Payments to suppliers and employees	(1,630,802)	(1,546,009)
Dividends received	1,336	5,490
Interest received	28,802	35,588
Net cash provided by operating activities	11	104,579
	<u>117,201</u>	<u>104,579</u>
<b>CASH FLOWS FROM INVESTING ACTIVITIES:</b>		
Purchase of property, plant and equipment	(903)	(37,600)
Net cash (used in) investing activities	(903)	(37,600)
	<u>(903)</u>	<u>(37,600)</u>
Net increase in cash and cash equivalents held	116,298	66,979
Cash and cash equivalents at beginning of year	1,754,464	1,687,485
Cash and cash equivalents at end of financial year	2	1,754,464
	<u>1,870,762</u>	<u>1,754,464</u>

The accompanying notes form part of these financial statements.

# South Australian Amateur Football League Inc

22 605 973 501

## Notes to the Financial Statements

For the Year Ended 30 September 2019

### 1 Summary of Significant Accounting Policies

#### (a) Basis of preparation

This financial report is a special purpose financial report prepared for distribution to members in order to satisfy the financial reporting requirements of the *Associations Incorporation Act (SA) 1985*. The committee has determined that the South Australian Amateur Football League Inc ("League") is not a reporting entity.

The financial report has been prepared on an accruals basis, except for the statement of cashflows, and is based on historic costs and does not take into account changing money values or, except where specifically stated, current valuations of non-current assets.

The following significant accounting policies, which are consistent with the previous period unless otherwise stated, have been adopted in the preparation of this financial report.

#### (b) Income tax

The League is exempt from Income Tax under section 23g(iii) of the Income Tax Assessment Act.

#### (c) Revenue and other income

Revenue is measured at the fair value of the consideration received or receivable after. For this purpose, deferred consideration is not discounted to present values when recognising revenue.

Interest revenue is recognised using the effective interest rate method, which for floating rate financial assets, is the rate inherent in the instrument. Dividend revenue is recognised when the right to receive a dividend has been established.

Grant and donation income is recognised when the League obtains control over the funds which is generally at the time of receipt.

All revenue is stated net of the amount of goods and services tax (GST).

#### (d) Cash and cash equivalents

Cash and cash equivalents include cash on hand, deposits held at call with banks, other short-term highly liquid investments with original maturities up to twelve months.

#### (e) Inventories

Inventories consist of match equipment and general merchandise and are valued at the lower of cost and net realisable value.

# South Australian Amateur Football League Inc

22 605 973 501

## Notes to the Financial Statements

For the Year Ended 30 September 2019

### 1 Summary of Significant Accounting Policies

#### (f) Property, plant and equipment

The depreciable amount of all property, plant and equipment is depreciated over the useful lives of the assets to the association commencing from the time the asset is held ready for use.

#### (i) Leasehold improvements

Leasehold improvements and office equipment are carried at cost less, where applicable, any accumulated

Leasehold improvements are amortised over the shorter of either the unexpired period of the lease or the

An asset's carrying amount is written down immediately to its recoverable amount if the asset's carrying amount is greater than its estimated recoverable amount.

Gains and losses on disposals are determined by comparing proceeds with the carrying amount. These gains and losses are included in the income and expenditure statement.

#### (g) Financial assets

##### Recognition

Investments are valued at their recoverable amount which is the quoted market value in the case of shares in listed companies and income is brought to account on an accrual basis. Expected net cash flows from investments have not been discounted to present value in determining recoverable amount.

#### (h) Impairment of non-financial assets

At the end of each reporting period, the League reviews the carrying values of its assets to determine whether there is any indication that those assets have been impaired. If such an indication exists, the recoverable amount of the asset, being the higher of the asset's fair value less costs to sell and value in use, is compared to the asset's carrying value. Any excess of the asset's carrying value over its recoverable amount is expensed to the income and expenditure statement.

#### (i) Employee benefits

Provision is made for the League's liability for employee benefits arising from services rendered by employees to the end of the reporting year. Employee benefits have been measured at the amounts expected to be paid when the liability is settled.

The Long Service Leave provision was calculated for all employees at the rate of 1.3 weeks from service commitment.



# South Australian Amateur Football League Inc

22 605 973 501

## Notes to the Financial Statements

For the Year Ended 30 September 2019

### 1 Summary of Significant Accounting Policies

#### (j) Other liabilities

##### Fines provision

During the 2017 financial year the League determined that cashflows from fines received would be recognised as a liability with the funds to be spent in future years on programs for clubs within the League.

##### Insurance provision

During the 2017 financial year, revenue from insurance receipts was in excess of the insurance expense. The excess has been re-allocated to the insurance provision to be applied against future revenue raised for insurance from Clubs in the League.

#### (k) Goods and services tax (GST)

Revenues, expenses and assets are recognised net of the amount of GST, except where the amount of GST incurred is not recoverable from the Australian Tax Office. In these circumstances, the GST is recognised as part of the cost of acquisition of the asset or as part of an item of the expense. Receivables and payables in the assets and liabilities statement are shown inclusive of GST.

### 2 Cash and Cash Equivalents

	2019	2018
	\$	\$
Cash on hand	891	891
Cash at bank	577,297	489,448
Short-term bank deposits	1,292,574	1,264,125
	<u>1,870,762</u>	<u>1,754,464</u>

#### Reconciliation of cash

Cash at the end of the financial year as shown in the statement of cash flows is reconciled to items in the assets and liabilities statement as follows:

	2019	2018
	\$	\$
Cash at bank and in hand	578,188	490,339
Short-term deposits	1,292,574	1,264,125
	<u>1,870,762</u>	<u>1,754,464</u>

# South Australian Amateur Football League Inc

22 605 973 501

## Notes to the Financial Statements

For the Year Ended 30 September 2019

### 3 Trade and Other Receivables

	2019	2018
	\$	\$
CURRENT		
Trade receivables	31,369	55,191
Provision for doubtful debts	-	(15,400)
<b>Total current trade and other receivables</b>	<b>31,369</b>	<b>39,791</b>

### 4 Inventories

	2019	2018
	\$	\$
CURRENT		
At cost:		
Match equipment and general merchandise	4,029	4,108
	<b>4,029</b>	<b>4,108</b>

### 5 Other Financial Assets

#### (a) Available-for-sale financial assets comprise:

	2019	2018
	\$	\$
NON-CURRENT		
Listed investments, at market value		
- shares in listed corporations	334,553	295,871
<b>Total available-for-sale financial assets</b>	<b>334,553</b>	<b>295,871</b>

# South Australian Amateur Football League Inc

22 605 973 501

## Notes to the Financial Statements

For the Year Ended 30 September 2019

### 6 Property, Plant and Equipment

	2019	2018
	\$	\$
PLANT AND EQUIPMENT		
Plant and equipment		
At cost	320,267	319,363
Accumulated depreciation	(240,308)	(221,744)
Total plant and equipment	<u>79,959</u>	<u>97,619</u>
Leasehold improvements		
Capitalised leased assets	168,430	168,430
Accumulated depreciation	(168,130)	(167,830)
Total leased plant and equipment	<u>300</u>	<u>600</u>
Leasehold improvements - Thebarton Precinct Development		
At cost	38,000	38,000
Accumulated amortisation	(1,350)	(400)
Total leasehold improvements - Thebarton Precinct Development	<u>36,650</u>	<u>37,600</u>
<b>Total property, plant and equipment</b>	<b><u>116,909</u></b>	<b><u>135,819</u></b>

### 7 Trade and Other Payables

	2019	2018
	\$	\$
CURRENT		
Trade creditors	87,652	55,433
Sundry creditors and accruals	55,123	39,436
	<u>142,775</u>	<u>94,869</u>

### 8 Other Liabilities

	2019	2018
	\$	\$
CURRENT - see note 1(j)		
Fines provision	28,815	28,113
Insurance provision	72,600	72,600
	<u>101,415</u>	<u>100,713</u>

# South Australian Amateur Football League Inc

22 605 973 501

Notes to the Financial Statements

For the Year Ended 30 September 2019

## 9 Employee Benefits

### (a) Current

	2019	2018
	\$	\$
Provision for employee benefits - long service leave	53,068	-
Provision for employee benefits - annual leave	29,721	34,769
	<u>82,789</u>	<u>34,769</u>

### (b) Non-current

	2019	2018
	\$	\$
Provision for employee benefits - long service leave	14,137	50,861
	<u>14,137</u>	<u>50,861</u>

## 10 Other funds

	2019	2018
	\$	\$
E Pfitzner Memorial Fund	1,000	1,000
H Treloar Memorial Fund	500	500
<b>Sub total Memorial Funds</b>	<u>1,500</u>	<u>1,500</u>
Investment revaluation reserve	227,867	204,929
<b>Total</b>	<u>229,367</u>	<u>206,429</u>

# South Australian Amateur Football League Inc

22 605 973 501

Notes to the Financial Statements

For the Year Ended 30 September 2019

## 11 Cash Flow Information

### (a) Reconciliation of result for the year to cashflows from operating activities

	2019	2018
	\$	\$
Profit/(loss) for the year	44,727	75,998
Non-cash flows in profit/(loss):		
- depreciation	19,813	33,993
- dividend reinvestment plan of shares	(15,744)	(10,741)
- doubtful debts expense	(15,400)	15,400
Changes in assets and liabilities:		
- (increase)/decrease in trade and other receivables	23,822	(13,730)
- decrease in inventories	79	1,338
- increase / (decrease) in trade and other payables	47,906	3,782
- increase other liabilities	702	7,031
- (decrease)/increase in employee benefits	11,296	(8,492)
Cashflow provided by operations	<u>117,201</u>	<u>104,579</u>

## 12 Events Occurring After the Reporting Date

No matters or circumstances have arisen since the end of the financial year which significantly affected or may significantly affect the operations of the League, the results of those operations, or the state of affairs of the League in future financial years.

# South Australian Amateur Football League Inc

22 605 973 501


## Statement by the Executive Committee


The Executive Committee has determined that the League is not a reporting entity and that this special purpose financial report should be prepared in accordance with the accounting policies outlined in Note 1 to the financial statements.

In the opinion of the Executive Committee the financial report as set out on pages 2 to 12:

1. Presents fairly the financial position of South Australian Amateur Football League Inc as at 30 September 2019 and its performance and cashflows for the year ended on that date.
2. At the date of this statement, there are reasonable grounds to believe that South Australian Amateur Football League Inc will be able to pay its debts as and when they fall due.

This statement is made in accordance with a resolution of the Executive Committee and is signed for and on behalf of the Executive Committee by:

Executive Member  .....

Executive Member  .....

Dated this 17<sup>th</sup> day of DECEMBER 2019

# South Australian Amateur Football League Inc

22 605 973 501

## Independent Audit Report to the members of South Australian Amateur Football League Inc

### Report on the Audit of the Financial Report

#### Opinion

We have audited the accompanying financial report being a special purpose financial report, of South Australian Amateur Football League Inc (the "League"), which comprises the assets and liabilities statement as at 30 September 2019, the income and expenditure statement, statement of changes in equity and statement of cashflows for the year then ended, notes comprising a summary of significant accounting policies and other explanatory information, and the statement by the executive committee.

In our opinion, the financial report presents fairly, in all material respects, the financial position of the League as at 30 September 2019, and its financial performance and its cash flows for the year then ended in accordance with the accounting policies described in Note 1 to the financial statements, and the requirements of the *Associations Incorporation Act (SA) 1985*.

#### Basis of our Opinion

We conducted our audit in accordance with Australian Accounting Standards. Our responsibilities under those standards are further described in the *Auditor's Responsibilities for the Audit of the Financial Report* section of our report. We are independent of the League in accordance with the ethical requirements of the Accounting Professional and Ethical Standards Board's APES 110 *Code of Ethics for Professional Accountants* (the Code) that are relevant to our audit of the financial report in Australia. We have also fulfilled our other ethical responsibilities in accordance with the Code.

We believe that the audit evidence we have obtained is sufficient and appropriate to provide a basis for our opinion.

#### Information Other than the Financial Report and Auditor's Report Thereon

The Executive Committee of the League are responsible for the other information. The other information obtained at the date of this auditor's report is included in the Report by the Executive Committee, but does not include the financial report and our auditor's report thereon.

Our opinion on the financial report does not cover the other information and accordingly we do not express any form of assurance conclusion thereon.

In connection with our audit of the financial report, our responsibility is to read the other information and, in doing so, consider whether the other information is materially inconsistent with the financial report or our knowledge obtained in the audit or otherwise appears to be materially misstated.

If, based on the work we have performed on the other information obtained prior to the date of this auditor's report, we conclude that there is a material misstatement of this other information, we are required to report that fact. We have nothing to report in this regard.

# South Australian Amateur Football League Inc

22 605 973 501

## Independent Audit Report to the members of South Australian Amateur Football League Inc

### Emphasis of Matter - Basis of Accounting

We draw attention to Note 1 to the financial report, which describes the basis of accounting. The financial report has been prepared to assist the League to meet the requirements of the *Associations Incorporation Act (SA) 1985*. As a result, the financial report may not be suitable for another purpose. Our opinion is not modified in respect of this matter.

### Executive Committee's Responsibility for the Financial Report

The executive committee of the League is responsible for the preparation and fair presentation of the financial report and has determined that the basis of preparation described in Note 1, is appropriate to meet the requirements of the *Associations Incorporation Act (SA) 1985* and is appropriate to meet the needs of the members. The executive committee's responsibility also includes such internal control as the executive committee determines is necessary to enable the preparation of a financial report that is free from material misstatement, whether due to fraud or error.

In preparing the financial report, the executive committee is responsible for assessing the League's ability to continue as a going concern, disclosing, as applicable, matters related to going concern and using the going concern basis of accounting unless the executive committee either intend to liquidate the League or to cease operations, or have no realistic alternative but to do so.

### Auditor's Responsibility for the Audit of the Financial Report

Our objectives are to obtain reasonable assurance about whether the financial report as a whole is free from material misstatement, whether due to fraud or error, and to issue an auditor's report that includes our opinion. Reasonable assurance is a high level of assurance, but is not a guarantee that an audit conducted in accordance with Australian Accounting Standards will always detect a material misstatement when it exists. Misstatements can arise from fraud or error and are considered material if, individually or in the aggregate, they could reasonably be expected to influence the economic decisions of users taken on the basis of this financial report.

As part of an audit in accordance with the Australian Auditing Standards, we exercise professional judgement and maintain professional scepticism throughout the audit. We also:

- Identify and assess the risks of material misstatement of the financial report, whether due to fraud or error, design and perform audit procedures responsive to those risks, and obtain audit evidence that is sufficient and appropriate to provide a basis of opinion. The risk of not detecting a material misstatement resulting from fraud is higher than for one resulting from error, as fraud may involve collusion, forgery, intentional omissions, misrepresentations, or the override of internal control.
- Obtain an understanding of internal control relevant to the audit in order to design audit procedures that are appropriate in the circumstances, but not for the purpose of expressing an opinion of the effectiveness of the League's internal control.



# South Australian Amateur Football League Inc

22 605 973 501

## Independent Audit Report to the members of South Australian Amateur Football League Inc

### Auditor's Responsibility for the Audit of the Financial Report (continued)

- Evaluate the appropriateness of accounting policies used and the reasonableness of accounting estimates and related disclosures made by the executive committee.
- Conclude on the appropriateness of the executive committee's use of the going concern basis of accounting and, based on the audit evidence obtained, whether a material uncertainty exists related to events or conditions that may cast significant doubt on the League's ability to continue as a going concern. If we conclude that a material uncertainty exists, we are required to draw attention in our auditor's report to the related disclosures in the financial report or, if such disclosures are inadequate, to modify our opinion. Our conclusions are based on the audit evidence obtained up to the date of our auditor's report. However, future events or conditions may cause the League to cease or continue as a going concern.
- Evaluate the overall presentation, structure and content of the financial report, including the disclosures, and whether the financial report represents the underlying transactions and events in a manner that achieves fair presentation.

We communicate with the executive committee regarding, among other matters, the planned scope and timing of the audit and significant audit findings, including any significant deficiencies in internal control that we may identify during our audit.



PERKS AUDIT PTY LTD

180 Greenhill Road

Parkside

South Australia 5063



PETER J HILL

Director

Registered Company Auditor

Dated this 17<sup>th</sup> day of December 2019

# TRIBUNAL REPORT

## Technology continues to affect the Tribunal in several ways.

1) Video of numerous games has allowed vision to be used to determine the outcome in Tribunals. The ability to watch the vision in various speeds has allowed the Tribunal members to visually analyse incidents

2) All Clubs, players and supporters are also able to view videos of games and incidents. Therefore, the Tribunal is under increasing pressure to make the “correct decision” as video has now placed incidents in the public domain. On a couple of occasions in 2019 Clubs had differing opinions on decisions handed down by the Tribunal.

3) The addition of video to more grades and in 2020 will add to the pressure on the Tribunal next season.

The Tribunal, on several occasions in 2019, did not convene as all players who had been reported during those weeks chose to accept pre tribunal offers made by The League.

We will continue to support The League in its notion that all players should be able to play the game and barring injury walk off the ground at the end of the game.

I would like to thank the members of the Tribunal for their efforts in 2019 and look forward to their continuing support and effort in 2020.

The Adelaide Footy League staff particularly John Kernahan, Jeremy Cini and Tony Sullivan are very supportive of the Tribunal and we thank them for their ongoing assistance and support.

**Tony Roach**  
Tribunal Chairman

# UMPIRE REPORT

## There were once again plenty of highlights for Adelaide Footy Umpires in Season 2019.

Registration numbers for League appointed umpires were at an all-time high, with 616 total umpires on the books (309 field, 171 boundary, 136 goal). This meant we were able to provide field umpires for all A and B grades as well as half of C grade men's games, along with being able to cover all women's and U18 boys' football. Boundary umpires were supplied for Divisions 1-3 in men's A grade, Division 1 in men's B grade and all women's and U18 boys' football, while goal umpires were appointed for Divisions 1-4 in men's A grade, Divisions 1-3 in men's B grade and all women's and U18 boys' games.

The biggest challenge for the field umpires in 2019 was the change in holding the ball interpretation, with a greater emphasis placed on the player with the ball to dispose of it when tackled. While it was difficult to obtain the same level of consistency compared to the previous interpretation when Holding the Ball was rarely paid, it was widely acknowledged that this change was a positive one, with far less congestion in games than the past.

The other changes brought about by the new AFL rules in 2019 were implemented with a minimum of fuss. There were some new AFL rules which were not adopted by the Adelaide Footy League, such as the 6-6-6 formation, as they were not relevant to local football and sometimes too hard for umpires to enforce. An interpretations video for Adelaide Footy umpires was once again produced at the start of the year and this was helpful in spreading the various instructions to the umpires themselves as well as providing football coaches, administrators, players and supporters with an understanding of what is expected of umpires.

With all the changes and with the increased number of umpires, the Adelaide Footy umpires coaching staff were kept more than busy during the year. Many thanks to Peter Angel (Umpiring Coordinator), Greg von Einem (First Year Field Umpires Coach), Neil Rankine (Head Boundary Umpires Coach), Steve

Chryssochoos (Head Goal Umpires Coach) and Ray Roberts (Boundary Umpires Assistant Coach) for their tireless efforts alongside the other 16 umpiring coaches. A special mention should also be made of Tony Symons (Field Umpires Fitness Coach), Blake Emmins (Boundary Umpires Fitness Coach) and Sue Stevens (Umpires Trainer) for helping umpires with their fitness levels.

The Umpires Association plays an important part of umpiring, finding ways to improve the atmosphere for the group. Thanks to President Ian Gore and his committee for their support, with the presentation dinner at the Playford Adelaide Hotel helping to finish the year on a high for all those who attended. During the dinner, Jason Mounce (field), Peter McMullen (boundary) and Steven Rypp (goal) won the Best Umpire Awards for their respective disciplines, while several other umpires were acknowledged for their efforts during the 2019 season. It was great to see over 240 umpires become members this year – a record amount for the Association.

There were 21 new umpires who reached the highest level in the Adelaide Footy League, with 4 field umpires, 11 boundary umpires and 6 goal umpires being appointed to their first Division 1 games in Season 2019.

Furthermore, there were some significant achievements from experienced umpires, with 18 reaching 400 or more Adelaide Footy games:

400 – Ray Austin, John Biggs, Don Bills, Roberto Lombardi, Ian Macgregor, Lincoln Smith, Tony Symons  
 500 – David Aylward, Daryl Ellery, Grant Potter, Nicholas Rogers  
 600 – Phil Davies, Ian Gore, John Morrison, Vic Petruzzelli  
 700 – Lynton Davies  
 800 – David Bailes, Ron Kennealy

Thank you to all those who supported Adelaide Footy umpiring this year and we look forward to doing it all again in 2020.

**Colin Rowston**  
 Umpires Director

# STATE TEAM MEN



Leadership Group (L-R): Brett Ancell (VC), Trent Heffernan (C), Luke Manual (VC)



Ian Milera



Dylan Auciello



Jay Boyle



Jake Pitt



John Kernahan (Adelaide Footy League) & Barry Gibson (QAFL)



Trent Heffernan & Brett Backwell (Coach)



Tarquin Brown (B.O.G.) & Brett Backwell (Coach)





**Back Row (L-R):** Craig Pitt (Prince Alfred OC), Tarquin Brown (Brighton), Pierce Seymour (Payneham NU), Ned Heath (Henley), Jake Pitt (Prince Alfred OC), Tom Carter (Goodwood Saints), Nathan Bowles (Henley), Will Dalwood (Prince Alfred OC), Nic Hales (Port District), Dylan Auciello (Payneham NU), Jy Farrar (Scotch OC), Ollie Clarke (Prince Alfred OC) **Front Row (L-R):** Ian Milera (Portland), Hayden Jolly (Prince Alfred OC), Toby Schulz (St Peters OC), Brett Ancell (VC) (Payneham NU), Trent Heffernan (C) (Port District), Luke Manuel (VC) (Rostrevor OC), Scott Taylor (Scotch OC), Sam Kennedy (Brighton), Jay Boyle (Brighton), Tristan Carcuro (Sacred Heart OC).

## 2019 WEST END STATE GAME ADELAIDE FOOTY LEAGUE v QAFL

Saturday 8th June 2019

Voxson Oval, Brisbane, QLD

**Adelaide Footy League 15.15.105 d. QAFL 12.13.85**

Written by Tony Sullivan

For the first time, the Queensland Australian Football League (QAFL) hosted the Adelaide Footy League in Brisbane. Without any clear guide as to how the two teams would match up, there was much anticipation from both sides. South Australia being seasoned representative campaigners were expected to be the clear favourites.

The facilities and surface at Voxon Oval in suburban Brisbane were outstanding.

The game was played in great spirit and showcased two competitive sides. In the end South Australia's experience and class under pressure was the difference between them.

Queensland came out firing, putting early pressure on the visitors in the opening minutes. The hosts inaccuracy in front of goals and some timely defensive work particularly from Tarquin Brown allowed SA to be two points up at the first break with goals to Luke Manuel early then three majors in time-on to the ever lively Ian Milera, Sam Kennedy and Jake Pitt.

SA continued where they left off in the second quarter with two early goals to Pitt, the result of some good work by Will Dalwood. Both sides fought hard in neutral territory through the mid part of the quarter for no result before both sides kicked two goals each (Ned Heath and Milera for SA) in the later half to give SA a fifteen point lead at the main break.

Qld gathered their composure and tidied up their disposals early in the third team to record three early goals to level the scores before SA hit back with timely goals to Milera and Tristan Carcuro. Two late goals from Qld and some wayward shots on goal from SA reduced the three quarter margin to three points, setting up a great last quarter.

SA got off to a good start in the last with three goals from Heath, Jake Pitt and Brett Ancell to one in the first ten minutes then a running goal from Jay Boyle from outside 50m to open up an early match winning lead before both sides scored a late goal each to ensure that SA run out twenty point winners. Some last quarter highlights from Hayden Jolly, launching two seventy metre torpedos from the full back and a Kennedy screamer in the rain thrilled the small but enthusiastic crowd.

Our QAFL hosts were extremely accommodating and we look forward to the opportunity to return the favour in the near future.

### Goalkickers

Jake Pitt 4, Ian Milera 3, Ned Heath 2, Luke Manual, Sam Kennedy, Tristan Carcuro, Brett Ancell, Jay Boyle, Oliver Clarke

### Best Players

Tarquin Brown, Brett Ancell, Ian Milera, Hayden Jolly

**LIAM DAVIS**  
PAYNEHAM NU

**JAMES BATTY**  
PORT DISTRICT

**ALEX FORSTER**  
PAYNEHAM NU

**JACOB HUGHES**  
GOODWOOD SAINTS

**JAKE PITT**  
PRINCE ALFRED OC

**JESSE O'BRIEN**  
ST PETER'S OC

**JACOB CARGER**  
BRIGHTON BOMBERS

**TRENT HEFFERNAN (C)**  
PORT DISTRICT

**TIM BACCANELLO**  
ROSTREVOR OC

**LUKE MANUEL**  
ROSTREVOR OC

**WILL DALWOOD (VC)**  
PRINCE ALFRED OC

**ADAM PERRYMAN**  
PRINCE ALFRED OC

**CHARLIE MORRISON**  
HENLEY

**WILLIAM MEAD**  
ROSTREVOR OC

**JACK CARTER**  
GOODWOOD SAINTS

**RUCKS**

**CAMERON MILNE**  
PAYNEHAM NU

**JAY BOYLE**  
BRIGHTON BOMBERS

**BRETT ANCELL**  
PAYNEHAM NU

**INTERCHANGE**

**CRAIG PITT**  
PRINCE ALFRED OC

**DYLAN SCHOENMAKERS**  
TEA TREE GULLY

**DAMIAN CUNNINGHAM**  
ADELAIDE UNIVERSITY

**THOMAS MATSOULIADIS**  
ST PETER'S OC

**COACH**

**GARRY MCINTOSH**  
PAYNEHAM NU

# PLAYER LIFE MEMBERS

Name	Club
Ben Juers	Broadview
Will Darley	Pulteney
Peter Curtis	Mawson Lakes
Leigh Malloy	Mawson Lakes
Chris Ash	Rostrevor OC
Paul Fantasia	Rostrevor OC

*Information is supplied by Clubs*



# CLUB CHAMPIONSHIP CUP

Rank	Team	Teams	Points
1	Unley Mercedes Jets	3	31.67
2	Hope Valley	3	28.67
3	Pulteney	3	28.00
4	Flinders Park	4	27.75
5	Adelaide Lutheran	3	27.00
6	Old Ignatians	4	26.25
7	SMOSH West Lakes	4	25.50
8	Elizabeth	3	25.33
9	Walkerville	3	25.33
10	St Paul's OS	2	25.00
11	Kenilworth	4	24.00
12	Golden Grove	6	23.67
13	Goodwood Saints	4	23.50
14	Lockleys	3	22.33
15	Prince Alfred OC	4	22.25
16	Hectorville	4	21.75
17	Rostrevor OC	4	21.50
18	Sacred Heart OC	4	21.50
19	Salisbury	3	21.33
20	Port District	4	21.00
21	PHOS Camden	4	20.50
22	Edwardstown	4	20.25
23	Modbury	5	19.20
24	North Haven	5	19.20
25	Houghton Districts	3	19.00
26	Glenunga	3	18.67
27	Mitcham	3	18.67
28	Central United	2	18.50
29	Mawson Lakes	2	18.50
30	Woodville South	4	18.50
31	Plympton	3	18.00
32	West Croydon	2	18.00
33	Broadview	4	17.75
34	Adelaide University	6	17.67

Rank	Team	Teams	Points
35	Athelstone	4	17.00
36	Henley	4	17.00
37	Ingle Farm	3	17.00
38	Para Hills	3	17.00
39	Salisbury North	2	17.00
40	Pembroke OS	3	16.33
41	CBC Old Collegians	3	16.00
42	Kilburn	2	16.00
43	St Peter's OC	3	16.00
44	Brighton Bombers	4	15.00
45	Marion	3	15.00
46	Mitchell Park	2	15.00
47	Tea Tree Gully	5	15.00
48	Fitzroy	2	14.00
49	Payneham NU	5	11.40
50	Greenacres	2	11.00
51	Smithfield	3	10.33
52	Brahma Lodge	3	10.00
53	Eastern Park	3	10.00
54	Westminster OS	2	10.00
55	Gaza	4	9.75
56	Gepps Cross	4	9.75
57	Portland	3	9.67
58	Seaton Ramblers	3	9.67
59	Scotch OC	3	9.00
60	Colonel Light Gardens	3	8.00
61	Blackfriars OS	2	7.00
62	Trinity OS	2	6.00
63	Pooraka	2	5.00
64	Rosewater	2	5.00
65	Flinders University	2	3.00
66	Morphettville Park	2	2.00
67	O'Sullivan Beach Lonsdale	2	0.00



## Unley Mercedes Jets – Champion Club Cup 2019

The Champion Club Cup is awarded to the most successful Adelaide Footy League Club in terms of winning matches in all of its Divisions throughout the season and conducting its affairs in a manner befitting a Member Club of The League.

Teams are awarded five points for a win, three for a draw and two for a loss. Points are also deducted for Club penalties, including not attending compulsory League meetings. The total number of points is divided by the Club's number of teams to produce a final points average.

Well done Unley Mercedes Jets.



# WHERE THE TEAMS FINISHED

Club	Division	Position	Division	Position	Division	Position	Division	Position	Division	Position	Division	Position
Adelaide Lutheran	D7	4	D7R	1	C6	1						
Adelaide University	D1	8	D1R	8	C1	1	C3	5	C5	5	C18	3
Athelstone	D2	1	D2R	3	C2	6	U18Y	6				
Blackfriars OS	D5	10	D5R	6								
Brahma Lodge	D6	8	D6R	6	C6	9						
Brighton Bombers	D1	7	D1R	7	C1	8	U18B	4				
Broadview	D2	7	D2R	5	C2	3	U18R	6				
CBC Old Collegians	D4	1	D4R	6	C4	7						
Central United	D7	6	D7R	3								
Colonel Light Gardens	D4	10	D4R	7	C4	10						
Eastern Park	D5	6	D5R	9	C5	7						
Edwardstown	D4	2	D4R	4	C4	4	U18B	6				
Elizabeth	D6	4	D6R	4	C6	2						
Fitzroy	D6	1	D6R	7								
Flinders Park	D3	3	D3R	1	C3	1	U18R	3				
Flinders University	D7	8	D7R	8								
Gaza	D2	10	D2R	8	C2	10	U18Y	2				
Gepps Cross	D3	10	D3R	6	C3	9	U18Y	4				
Glenunga	D3	1	D3R	7	C3	6						
Golden Grove	D3	4	D3R	3	C3	2	C4	8	C18	2	U18R	1
Goodwood Saints	D1	5	D1R	3	C1	3	U18R	2				
Greenacres	D7	5	D7R	7								
Hectorville	D6	3	D6R	1	C6	5	U18Y	5				
Henley	D1	10	D1R	1	C1	5	U18R	5				
Hope Valley	D5	1	D5R	3	C5	1						
Houghton Districts	D7	3	D7R	2	C6	7						
Ingle Farm	D6	6	D6R	3	C6	6						
Kenilworth	D5	3	D5R	5	C5	6	U18B	1				
Kilburn	D4	6	D4R	8								
Lockleys	D5	4	D5R	2	C5	3						
Marion	D6	7	D6R	5	C6	4						
Mawson Lakes	D7	2	D7R	4	C6	10						
Mitcham	D4	7	D4R	1	C4	5						
Mitchell Park	D7	7	D7R	5								
Modbury	D2	9	D2R	6	C2	2	C18	7	U18Y	1		
Morphettville Park	D3	9	D3R	10								
North Haven	D3	5	D3R	5	C3	8	C6	3	U18B	3		
Old Ignatians	D3	2	D3R	2	C3	3	C18	5				
O'Sullivan Beach Lonsdale	D6	9	D6R	9								
Para Hills	D6	5	D6R	2	C6	8						
Payneham NU	D1	1	D1R	9	C1	10	C18	8	U18R	4		
Pembroke OS	D4	8	D4R	5	C4	6						
PHOS Camden	D2	5	D2R	4	C2	4	C4	9				
Plympton	D3	8	D3R	4	C3	4						
Pooraka	D4	9	D4R	10								
Port District	D1	6	D1R	5	C1	2	C3	7				
Portland	D3	6	D3R	8	C3	10						
Prince Alfred OC	D1	2	D1R	4	C1	4	C18	6				
Pulteney	D5	2	D5R	4	C5	2						
Rosewater	D5	8	D5R	10								
Rostrevor OC	D1	3	D1R	6	C1	7	C18	4				
Sacred Heart OC	D2	3	D2R	2	C2	5						
Salisbury	D5	5	D5R	1	C5	4						
Salisbury North	D2	4	D2R	7	C2	9						
Scotch OC	D2	8	D2R	10	C2	7						
Seaton Ramblers	D2	6	D2R	9	C2	8						
Smithfield	D5	7	D5R	7	C5	8						
SMOSH West Lakes	D4	3	D4R	3	C4	2	U18B	2				
St Pauls OS	D7	1	D7R	6								
St Peters OC	D1	4	D1R	2	C1	9						
Tea Tree Gully	D1	9	D1R	10	C1	6	C18	1	U18Y	3		
Trinity OS	D5	9	D5R	8								
Unley Mercedes Jets	D2	2	D2R	1	C2	1						
Walkerville	D4	4	D4R	2	C4	3						
West Croydon	D6	2	D6R	8								
Westminster OS	D3	7	D3R	9								
Woodville South	D4	5	D4R	9	C4	1	U18B	5				

# PREMIERS AND MEDALLISTS



## Division 1

Premiers: Payneham NU

Keith Sims OAM Medal:  
Timothy Baccanello

Club: Rostrevor OC  
Votes: 23



## Division 2

Premiers: Athelstone

FA Bloch Medal:  
S. Harris

Club: Seaton Ramblers  
Votes: 23

Division	Premiers	Medallist		Club
D1R	Henley	E. Drew	EA Davoren Medal	Brighton Bombers
D2R	Unley Mercedes Jets	J. Koutsikas	G Palasis Medal	PHOS Camden
D3	Glenunga	L. Barmby	GS Heard Medal	Golden Grove
D3R	Flinders Park	J. Orken	DG McKay Medal	Glenunga
D4	CBC Old Collegians	S. Fairclough	JW Schultz Medal	SMOSH West Lakes
D4R	Mitcham	D. Coates	RB Lambert Medal	SMOSH West Lakes
D5	Hope Valley	R. Brodie	JB Dicker Medal	Pulteney
D5R	Salisbury	M. Fregona	JR Wilson Medal	Lockleys
D6	Fitzroy	J. Mazzone	AG Bert Medal	Hectorville
D6R	Hectorville	M. Grossmann	AEC Treloar Medal	Para Hills
D7	St Pauls OS	J. Tonkin	RA Stennett Medal	Mawson Lakes
D7R	Adelaide Lutheran	R. Glanville	FJ Monten Medal	Houghton Districts
C1	Adelaide University	A. Alesci	P Collins Medal	Adelaide University
C2	Unley Mercedes Jets	G. Muscara	JA Burchell Medal	Seaton Ramblers
C3	Flinders Park	J. Collins	CG Tideman Medal	Flinders Park
C4	Woodville South	A. Clifford	HD Naylor Medal	Woodville South
C5	Hope Valley	B. Anderson	CC Sando Medal	Hope Valley
C6	Adelaide Lutheran	M. Daniels	HV Millard Medal	Elizabeth
C7	Tea Tree Gully	D. Wicks	RH Elix Medal	Tea Tree Gully
18R	Golden Grove	K. Godlevsky	DA Tothill Medal	Henley
18B	Kenilworth	B. Seaton	Casey Cooper Medal	North Haven
18Y	Modbury	J. Davison	HJ Mutton Medal	Gaza

# LEADING GOALKICKERS



## D1 Leading Goalkicker:

**Alex Forster**  
Payneham NU  
70 Goals

Division	Club	First Name	Surname	Goals
D1	Payneham NU	Alex	Forster	70
D2	Sacred Heart OC	Tristan	Carcuro	56
D3	Glenunga	Michael	McMahon	59
D4	Mitcham	Benjamin	Geytenbeek	69
D5	Kenilworth	Andrew	Liverton	90
D6	West Croydon	Luke	Woodcock	75
D7	St Paul's OS	Matt	Pendington	63
D1R	Rostrevor OC	Thomas	McCormack	55
D2R	Broadview	Angus	Ralph	45
D3R	Flinders Park	Adam	Fazzalari	70
D4R	Colonel Light Gardens	Paul	McInerney	66
D5R	Salisbury	Christopher	Bilney	70
D6R	Ingle Farm	Matthew	Augustyn	57
D7R	Adelaide Lutheran	Mathew	Stancl	55
C1	Prince Alfred OC	William	Daniel	35
C2	Broadview	Brandon	Hancock	56
C3	Golden Grove	Glen	Simmons	78
C4	Edwardstown	Andrew	Hyland	69
C5	Pulteney	Jesse	Whinnen	90
C6	Adelaide Lutheran	David	Hodges	90
C18	Golden Grove	Mitch	McPhillips	65
U18R	Goodwood Saints	Zachary	Fairlie	29
U18B	Kenilworth	Kyle	Bray Wallace	46
U18Y	Modbury	Jarad	Clinton	53

# ADELAIDE FOOTY LEAGUE PRESIDENTS VOLUNTEER AWARDS

Name	Club	Name	Club
Christine Pike	Ingle Farm	Rino Cialini	Rostrevor OC
Neil Campbell	PHOS Camden	Lucas Maczkowiack	North Haven
Lincoln Burgess	Pulteney		

# GRAND FINAL RESULTS



## Division 1

Payneham NU (12.4.76) d. Prince Alfred OC (10.12.72)

BOG: A. Giannini - Payneham NU

Umpires: J. Mounce, M Harris, P. McMullen, T. Rogers, N. Dawes, A. Roberts, S. Rypp, M. Norton



## Division 2

Athelstone (14.8.92) d. Unley Mercedes Jets (9.7.61)

BOG: A. Stewart - Athelstone

Umpires: T. Symons, B. Williams, M. Daunt, W. Scarman, N. Swincer, C. Adey, S. Keir



## Division 3

Glenunga (12.14.86) d. Old Ignatians (10.5.65)

BOG: S. Pollock - Glenunga

Umpires: P. Smitheram, C. Rasch, G. Scoleri, T. Smith, J. Rigg, R. Smith



## Division 4

CBC OC (14.15.99) d. Edwardstown (11.7.73)

BOG: J. Johansen - CBC OC

Umpires: S. Thompson, R. Kane, J. Colella, N. Laity, S. Martin, J. Thai



## Division 5

Hope Valley (10.1.61) d. Pulteney (6.12.48)

BOG: L. Williams - Hope Valley

Umpires: M. Raymond, S. Cederblad, R. Borchard, J. Edwards, D. Spano, R. Tainsh



## Division 6

Fitzroy (8.11.59) d. West Croydon (8.8.56)

BOG: M. Dolley - Fitzroy

Umpires: M. Carls, G. Von Einem, D. Nguyen, P. Ventura, G. Potter, B. Amos

# GRAND FINAL RESULTS



## Division 7

St Pauls OC (16.15.111) d. Mawson Lakes (4.7.31)

BOG: L. Malatesta - St Pauls OC

Umpires: C. Peters, M. Hill, A. Van Gilst, P. Swincer, B. Amos, K. Marshall



## Division 1 Reserves

Henley (4.9.33) d. St Peter's OC (3.4.22)

Umpires: P. Smith, A. Haughey, G. Scoleri, N. Swincer, J. Rowston, C. Rowston



## Division 2 Reserves

Unley Mercedes Jets (10.16.76) d. Sacred Heart OC (2.8.20)

Umpires: B. Girdham, G. Symons, C. Peters, A. Brattoli, D. Chryssochoos, T. Roser



## Division 3 Reserves

Flinders Park (7.7.49) d. Old Ignatians (4.8.32)

Umpires: K. Beech, D. Cester, K. Smith, J. Smith, A. Sumner, D. Ellery



## Division 4 Reserves

Mitcham (5.8.38) d. Walkerville (4.7.31)

Umpires: M. Browne, C. Scott, S. Scarman, J. Biggs, S. Smith, I. Macgregor



## Division 5 Reserves

Salisbury (8.2.50) d. Lockleys (5.11.41)

Umpires: J. Degilio, B. Moss, C. Thiry, R. Anguri, P. Devlin, P. Davies

# GRAND FINAL RESULTS



## Division 6 Reserves

Hectorville (8.6.54) d. Para Hills (4.5.29)

Umpires: R. Murch, G. Franks, D. Alexander, J. Gaffney, J. Biggs, L. Holst



## Division 7 Reserves

Adelaide Lutheran (7.12.54) d. Houghton Districts (5.9.39)

Umpires: B. Spencer, J. Vass, G. Porcaro, P. Hester, P. Berkshire, A. Greenshields



## Division C1

Adelaide University (5.7.37) d. Port District (4.7.31)

Umpires: M. Raymond, J. Moore, W. Scarman, A. Brattoli, L. Terry, F. Hall



## Division C2

Unley Mercedes Jets (12.12.84) d. Modbury (8.5.53)

Umpires: B. Gore, P. Sowter, J. Grandison, N. Rankine, J. Gillingham, O. Gillingham



## Division C3

Flinders Park (5.6.36) d. Golden Grove (4.7.31)

Umpires: G. Byrne, M. Shaw, G. Porcaro, S. Thorp, R. Perry, S. Job



## Division C4

Woodville South (12.4.76) d. SMOSH West Lakes (6.5.41)

Umpires: V. Petruzzelli, J. Bury, J. Read, J. Tidemann, D. Porter, T. Coomans

# GRAND FINAL RESULTS



## Division C5

Hope Valley (9.11.65) d. Pulteney (6.4.40)

Umpires: B. Gifford, H. Noble, Y. Yang, D. Aylward, L. Terry, N. Marshall



## Division C6

Adelaide Lutheran (9.6.60) d. Elizabeth (8.7.55)

Umpires: D. Barbulovic, C. Illman, M. Haidari, M. Mehdi Anguri, R. Kennealy, M. Thomas



## CLUB 18

Tea Tree Gully (4.10.34) d. Golden Grove (2.7.19)

Umpires: L. Binning, C. Hass, J. Read, B. Harrigan, L. Davies, R. Field



## Division U18 Red

Golden Grove (6.7.43) d. Goodwood Saints (3.5.23)

Umpires: A. Wesley, H. Holmes, M. Daunt, J. Symons, H. Dolphin, J. Browne



## Division U18 Blue

Kenilworth (14.16.100) d. SMOSH West Lakes (6.0.36)

Umpires: M. Braunack, Z. Brittan, P. McMullen, T. Hudson, J. Kitto, M. Lombardi



## Division U18 Yellow

Modbury (5.31.43) d. Gaza (6.5.41)

Umpires: R. Williams, J. Brittan, S. Scarman, A. Brattoli, G. Potter, B. Amos

# CLUB SENIOR PREMIERSHIPS

Club		Club		Club	
Aboriginal Community College	1	Hectorville	8	Riverside	15
Adelaide College	16	Henley	23	Rosewater	11
Adelaide Lutheran	15	Henley and Grange	2	Rostrevor Old Collegians	23
Adelaide University	81	Henley District and OS	1	Royal Park	1
Alberton United	6	Henley Greek	2	SA Institute of Technology	3
Allenby Gardens	2	Henley High Old Scholars	4	Sacred Heart Old Collegians	16
ANZ Bank	4	Hope Valley	10	Saint Dominics	4
Athelstone	9	Houghton Districts	2	Saint Pauls College OC	2
Banksia Park Old Scholars	3	Immanuel Old Scholars	1	Saint Pauls OS	1
Birkenhead Sports	1	Ingle Farm	5	Saint Peters Old Collegians	23
Blackfriars Old Scholars	3	Kenilworth	8	Saint Raphaels	4
Brahma Lodge	1	Kenilworth Colonel Light	2	Salesian Old Collegians	1
Brighton	5	Kensington	1	Salisbury	9
Brighton District & OS	3	Kilburn	22	Salisbury College	3
Brighton High Old Scholars	6	Kingswood	2	Salisbury North	2
Broadview	36	Lockleys	4	Salisbury West	7
Burnside-Kensington	3	Marion	1	Scotch Old Collegians	16
Campbelltown Magill	1	Mawson Lakes	1	Seaton Ramblers	13
CBC Old Collegians	12	Mitcham	13	Semaphore Centrals	17
Cedars	1	Mitchell Park	3	Semaphore Park	4
Central United	3	Modbury	24	Smithfield	3
Colonel Light Gardens	8	National Bank	4	SMOSH	12
Eastern Park	6	North Haven	9	SMOSH West Lakes	11
Eastwood	2	North Pines	5	Tea Tree Gully	19
Edwardstown	4	Norwood Union	2	The Parks	1
Edwardstown Baptist	2	Nunga Community	1	Torrens College of Advanced Edu	1
Elizabeth	4	Old Ignatians	19	Trans Adelaide	3
Ethelton	4	Ovingham	4	Trinity OS	3
Exeter	11	Para Hills	5	Underdale United	3
Ferryden Park	8	Paralowie	2	Unley	6
Fitzroy	8	Payneham	11	Unley High Old Scholars	1
Flinders Park	30	Payneham Norwood Union	9	Unley Mercedes Jets	6
Flinders University	9	Pembroke Old Scholars	12	Walkerville	25
Gaza	12	PHOS Camden	13	West Adelaide United	3
Gepps Cross	14	Plympton	10	West Croydon	8
Glandore	4	Plympton High Old Scholars	6	West Lakes	4
Glenunga	15	Pooraka	8	Western Teachers College	1
Golden Grove	8	Port District	14	Westminster Old Scholars	8
Goodwood	5	Portland	6	Wingfield Royals	3
Goodwood Saints	30	Post-Tel Institute	2	Woodville	3
Greek	4	Prince Alfred Old Collegians	32	Woodville District	1
Greek Camden	4	Pulteney Old Scholars	16	Woodville South	14
Greenacres	10	Renown Park	2	Woodville West	1



# CLUB SENIOR MEDALLISTS

Club	
Adelaide University	67
Broadview	31
Modbury	26
Scotch Old Collegians	26
Saint Peter's Old Collegians	25
Seaton Ramblers	24
Tea Tree Gully	24
Kilburn	23
Prince Alfred Old Collegians	23
Kenilworth	22
Rosewater	22
Adelaide College	21
Rostrevor Old Collegians	21
Gepps Cross	19
FlindersPark	18
Pulteney	18
Fitzroy	17
Goodwood Saints	17
Pembroke Old Scholars	17
Colonel Light Gardens	16
Gaza	16
Old Ignatians	16
Port District	16
Trans Adelaide	16
Woodville South	15
Houghton Districts	14
SMOSH West Lakes	14
Athelstone	13
Ethelton	13
Hope Valley	13
West Croydon	13
Exeter	12
Greenacres	12
Ovingham	12
Payneham	12
Plympton	12
Riverside	12
Walkerville	12
Glenunga	11
Golden Grove	11
Hectorville	11
Henley	11
Para Hills	11
Sacred Heart Old Collegians	11

Club	
Westminster Old Scholars	11
Alberton United	10
Mitcham	10
Pooraka	10
Saint Michael's OS & Hindmarsh	10
Adelaide Lutheran	9
BrightonHigh Old Scholars	9
Burnside-Kensington	9
Eastern Park	9
Goodwood	9
Ingle Farm	9
PHOS Camden	9
Salisbury West	9
Semaphore Central	9
Edwardstown	8
Portland	8
Saint Dominics	8
Salisbury North	8
Unley	8
Ferryden Park	7
Kingswood	7
Lockleys	7
Norwood Union	7
Payneham Norwood Union	7
Salisbury	7
Smithfield	7
Henley and Grange	6
West Lakes	6
Adelaide High Old Scholars	5
Brighton	5
Christian Brothers College OC	5
Flinders University	5
Greek Camden	5
Mile End Cats	5
North Haven	5
North Pines	5
Paralowie	5
Banksia Park	4
Post-Tel Institute	4
Saint Paul's College Old Scholars	4
Salisbury College	4
Trinity OS	4
Wingfield Royals	4
Blackfriars OS	3
Brahma Lodge	3

Club	
Campbelltown Magill	3
Eastwood	3
Elizabeth	3
Para Houghton	3
Plympton High Old Scholars	3
Taperoo	3
Underdale United	3
Unley Mercedes Jets	3
Woodville District	3
Woodville West	3
ANZ Bank	2
Brighton District & Old Scholars	2
Central United	2
Glandore	2
Henley District and Old Scholars	2
Henley High Old Scholars	2
Kelvinator	2
Marion	2
Mawson Lakes	2
Mitchell Park	2
Myer	2
Renown Park	2
Saint Peter's YCW	2
Saint Raphaels	2
Salesian	2
University of South Australia	2
Aboriginal Community College	1
Cedars	1
Combined Banks	1
Edwardstown Baptist	1
Greek	1
Kenilworth Colonel Light	1
Long Range Weapons	1
Morphettville Park	1
Para District Uniting	1
Royal Park	1
Salisbury Central	1
Sturt College of Advanced Education	1
Torrens College of Advanced Education	1
Unley Amateurs	1
Western Warriors	1
Woodville	1
YMCA	1
Woodville	1
YMCA	1

# DIVISION 1 MEDALLISTS

Year	Name	Club
<b>Naylor Medal</b>		
1915	CE Pellew	University
<b>1916-1919 World War I</b>		
1922	HG Prest	University
1923	DF Clarke	Semaphore Central
1924	AG Smith	Teachers Training College
1925	W McRae	YMCA
1926	G Murray	Kenilworth
<b>Hone Medal</b>		
1927	AL Mitchell	Teachers Training College
1928	L Webber	Underdale
1929	CB Sangster	University
1930	RDS Walter	Teachers Training College
1931	RDS Walter	Teachers Training College
1932	W Curtis	Alberton Church United
	GP Day	Teachers Training College
1933	A Walker	Kenilworth
1934	MW Evans	Prince Alfred OC
1935	R McArthur	Goodwood
1936	LA Reeves	Kenilworth
1937	JC Stephens	Prince Alfred OC
	RT Clark	St Peter's OC
1938	LA Reeves	Kenilworth
1939	G Matson	Underdale
1940	RKA Thompson	Underdale
1941	R Kendle	Payneham
<b>1942-1945 World War II</b>		
1946	H Harris	Colonel Light Gardens
	D Russell	Exeter
1947	CR Halliday	Payneham
1948	HG Simpson	Colonel Light Gardens
1949	F Peters	Exeter
1950	C Christopherson	Kelvinator
1951	RD Baird	Kelvinator
1952	MF Natt	Exeter
	JS Hobbs	Alberton United
1953	JW Sawford	Semaphore Central
	JKA McLeod	University
1954	JG Farr	Rosewater
1955	L Gregory	St Peter's OC
1956	RW Batt	Woodville
1957	T Chambers	Exeter
1958	B George	Teachers College
1959	AR Clarkson	University
	R Powell	Semaphore Central
1960	AR Clarkson	University
	L Gregory	St Peter's OC
1961	NJ Hawke	Brighton
1962	DC Hill	University
1963	M Gilmour	Teachers College
	F Braid	Colonel Light Gardens
1964	JP Welford	Payneham
	D Houston	Kilburn
1965	CR Sangster	St Peter's OC
1966	JP Welford	Payneham
	W Weir	Riverside
1967	J Nilsen	St Peter's OC
1968	JP Welford	Payneham
1969	M Bert	Semaphore Central
1970	D Turner	Payneham
	C Delaney	Exeter
	G Finney	Seaton Ramblers
	C Cawthorne	Rosewater

Year	Name	Club
1972	JS Donaldson	Adelaide Teachers
	D Watkins	Exeter
1973	G Finney	Seaton Ramblers
1974	L Cailotto	Flinders Park
	D Lloyd	Kenilworth
1975	L Cailotto	Flinders Park
1977	NR Annear	Seaton Ramblers
1978	P Heeps	Henley Districts and OS
1979	EP Olekalns	Adelaide University
1980	D Pearce	St. Dominic's
	I Harrison	Scotch OC
1981	JD Griffen	Adelaide College
1982	S Farrell	Prince Alfred OC
	P Thomas	Kilburn
	K Aistrop	Broadview
<b>Eric Pfitzner Memorial Medal</b>		
1983	DR Lowry	Riverside
	K Crane	Greek
1984	M Storti	Broadview
1985	SD Bland	Adelaide College
1986	IL White	St Peter's OC
	S O'Dorcic	Greenacres
1987	K Busbridge	Broadview
1988	SP Reardon	Greek-Camden
1989	JJ Mason	Broadview
1990	CM Horwood	St Peter's OC
1991	SA Moore	Kilburn
1992	C Lum	Port District
1993	BH Higgins	Adelaide University
1994	JR Glasson	Kilburn
1995	I Cox	Brighton District and OS
	MR Poole	Gaza
1996	BW Smallacombe	Edwardstown
1997	DL Flesfader	Kilburn
1998	D Wilson	Kilburn
1999	J Salisbury	Broadview
2000	A Pope	PHOS Camden
2001	J Sibbick	Adelaide University
2002	CA Bensch	PHOS Camden
2003	WJ Weidemann	Gaza
2004	J Wait	Port District
2005	DW Bartel	Goodwood Saints
2006	P Merritt	Gaza
2007	BJ Casey	Broadview
	RM Giles	Rostrevor OC
2008	DW Bartel	Goodwood Saints
	MD Demasi	Goodwood Saints
2009	M Brunoli	Tea Tree Gully
2010	J Hay	Salisbury North
	S Leal	Broadview
	J Turner	Henley
2011	A Stengle	Gepps Cross
2012	J Hand	Gepps Cross
2013	C Holm	Rostrevor OC
2014	C Holm	Rostrevor OC
2015	J Hand	Tea Tree Gully
	A McKay	Tea Tree Gully
<b>Keith Sims OAM Medal</b>		
2016	A McKay	Tea Tree Gully
2017	W O'Malley	Rostrevor OC
2018	J. Sheedy	Athelstone
2019	T. Baccanello	Rostrevor OC

# D1 LEADING GOALKICKERS

Year	Name	Club	Goals
1911	S Sibley	Glenferrie	38
1912	A Wilton	University	41
1913	JW Blacket	University	
1924	Cowell	Semaphore Central	
1925	M Hanna	Kenilworth	52
1926	WR James	University	78
1927	WR James	University	124
1928	WR James (3)	University	74
1929	FH Finlayson	University	53
1930	CG Rosenthal	Kenilworth	53
1931	CC Munro	Kenilworth	57
1932	M Spain	Underdale	54
1933	WL Hann	University	66
1934	WL Hann	University	69
1935	DC Wallace	Exeter	60
1936	WL Hann (3)	St Peter's OC	119
1937	J Johnson	Semaphore Central	116
1938	J Johnson (2)	Semaphore Central	110
1939	A Kinlough	Exeter	118
1940	A Kinlough (2)	Exeter	115
1941	L McKnight	SA Railways Inst.	
1946	S Maley	Walkerville	66
1947	B Jordan	Woodville	42
1948	WF Hudson	Woodville	
1949	MR Basheer	University	59
1950	R Young	Walkerville	62
1951	RR Hancock	University	69
1952	JK McLeod	University	56
1953	JK McLeod (2)	University	67
1954	C Irvine	Semaphore Central	67
1955	CH Akkermans	University	90
1956	G Nash	Payneham	77
1957	CH Akkermans	University	106
1958	CH Akkermans (3)	University	58
1959	R Bray	Exeter	56
1960	RW Clift	Semaphore Central	68
1961	PG Morton	University	64
1962	A Smith	Kilburn	80
1963	IR Milne	University	72
1964	WD Hutchinson	Teachers College	
1965	RI Warhurst	University	61
1966	WD Hutchinson (2)	Teachers College	
1967	BL Ferries	Teachers College	67
1968	CC Lange	Exeter	87
1969	CC Lange (2)	Exeter	83
1970	JF Caldana	Payneham	60
1971	I Brown	Semaphore Central	72

Year	Name	Club	Goals
1972	S Langley	Goodwood	72
1973	S Langley	Goodwood	85
1974	S Cheney	Payneham	92
1975	I Brown (2)	Semaphore Central	87
1976	D Smith	Henley	83
1977	A Risby	Teacher's College	101
1978	JL Staker	Rosewater	83
1979	DK Neve	Broadview	56
1980	DK Neve (2)	Broadview	73
1980	S Langley (3)	Scotch OC	73
1981	R Dohnt	Kilburn	76
1982	AC Hancock	Adelaide University	91
1983	AM Cunningham	Adelaide College	83
1984	AM Cunningham (2)	Adelaide College	80
1985	R Herrod	Greenacres	80
1986	M Barker	West Croydon	67
1987	S Jude	St Peter's OC	70
1988	AC Hancock (2)	Adelaide University	73
1989	BP Carey	Rostrevor OC	63
1990	IG Willmott	Kilburn	53
1991	C Chaplin	Scotch OC	77
1992	D Massey	Kilburn	88
1994	WJ Carlin	Port District	104
1995	D Stevenson	Goodwood Saints	65
1996	TC Ferguson	Adelaide University	82
1997	EM Arnold	Adelaide University	79
1998	D Hibberd	Edwardstown	54
1999	B Smith	Edwardstown	85
2000	EM Arnold	Adelaide University	95
2001	J Hatsitsopanidis	Port District	69
2002	EM Arnold (3)	Adelaide University	72
2003	A Pascoe	Salisbury North	75
2004	D Litster	Rostrevor OC	71
2005	D Litster	Rostrevor OC	86
2006	D Litster	Rostrevor OC	111
2007	D Litster	Rostrevor OC	91
2008	D Litster	Rostrevor OC	77
2009	D Litster	Rostrevor OC	76
2010	C Tasborski	Sacred Heart OC	55
2011	S Phillipou	Henley	64
2012	D Litster (7)	Rostrevor OC	72
2013	H Hardy	St Peter's OC	54
2014	H Commane	Rostrevor OC	81
2015	H Commane	Rostrevor OC	71
2016	T Melville	Tea Tree Gully	66
2017	T Melville (2)	Tea Tree Gully	57
2018	H Commane (3)	Rostrevor OC	60
2019	A Forster	Payneham NU	70

# OFFICE BEARERS

Year	Patron	President	Chairman	Deputy Chair- man	Secretary/ Office Manager	Administrative Officer/ General Manager / Chief Executive Officer	Treasurer
1966	AEC Treloar	GP Wilson	KC Sims	HJ Mutton	AF Statton		CG Tideman
1967	AEC Treloar	KC Sims	HJ Mutton	M Flanagan	AF Statton		CG Tideman
1968	AEC Treloar	KC Sims	HJ Mutton	M Flanagan	AF Statton		CG Tideman
1969	AEC Treloar	KC Sims	HJ Mutton	M Flanagan	AF Statton		CG Tideman
1970	AEC Treloar	KC Sims	HJ Mutton	M Flanagan	AF Statton		CG Tideman
1971	AEC Treloar	KC Sims	HJ Mutton	M Flanagan	R Harvey		CG Tideman
1972	AEC Treloar	KC Sims	HJ Mutton	M Flanagan		EJ Mason/AF Statton	CG Tideman
1973	AEC Treloar	KC Sims	HJ Mutton	M Flanagan		EJ Mason/AF Statton	
1974	AEC Treloar	KC Sims	HJ Mutton	M Flanagan		LJ Davoren/RD Hughes	CG Tideman
1975	AEC Treloar	KC Sims	HJ Mutton	M Flanagan		RD Hughes	CG Tideman
1976	AEC Treloar	KC Sims	PT Allan	AG Bert		RD Hughes	AF Statton
1977	AEC Treloar	KC Sims	HJ Mutton	AG Bert		RD Hughes/BJ Tucker	AF Statton
1978	AEC Treloar	KC Sims	AG Bert	HJ Mutton	EA Davoren	AF Statton	JH Houghton
1979	AEC Treloar	KC Sims	AG Bert	HJ Mutton	EA Davoren	AF Statton	JH Houghton
1980	AEC Treloar	KC Sims	AG Bert	HJ Mutton	EA Davoren	AF Statton	JH Houghton
1981	HV Millard	KC Sims	AG Bert	HJ Mutton	EA Davoren	AF Statton	JB Dicker
1982	HV Millard	KC Sims	AG Bert	HJ Mutton	EA Davoren	AF Statton	JB Dicker
1983	HV Millard	KC Sims	AG Bert	G Dodd	EA Davoren	AF Statton	JB Dicker
1984	HV Millard	KC Sims	AG Bert	G Dodd	EA Davoren	AF Statton	JB Dicker
1985	HV Millard	KC Sims	AG Bert	G Dodd	EA Davoren	AF Statton	JB Dicker
1986	HV Millard	KC Sims	AG Bert	G Dodd	EA Davoren	AF Statton	JB Dicker
1987	JB Day	KC Sims	AG Bert	PT Tierney	EA Davoren	AF Statton	JB Dicker
1988	JB Day	KC Sims	AG Bert	P McLennan	EA Davoren	AF Statton	JB Dicker
1989	JB Day	KC Sims	AG Bert	P McLennan	EA Davoren	AF Statton	JB Dicker
1990	JB Day	KC Sims	AG Bert	GS Heard	EA Davoren	AF Statton	JB Dicker
1991	AR Clarkson	KC Sims	AG Bert	JA Burchell	EA Davoren	AF Statton	JB Dicker
1992	AR Clarkson	KC Sims	AG Bert	PH Moore	EA Davoren	AF Statton	JB Dicker
1993	AR Clarkson	KC Sims	JB Dicker	PH Moore	EA Davoren	AF Statton	CC Sando
1994	AR Clarkson	KC Sims	JB Dicker	PH Moore	EA Davoren	AF Statton	CC Sando
1995	AR Clarkson	KC Sims	JB Dicker	PH Moore	EA Davoren	AF Statton	CC Sando
1996	AR Clarkson	KC Sims	JB Dicker	JR Wilson	EA Davoren	AF Statton	CC Sando
1997	AR Clarkson	JB Dicker	MLS Ranger	JR Wilson	EA Davoren	AF Statton	CC Sando
1998	AR Clarkson	JB Dicker	MLS Ranger	JR Wilson	EA Davoren	AF Statton	CC Sando
1999	AR Clarkson	JB Dicker	MLS Ranger	JR Wilson	EA Davoren	JD Leak	CC Sando
2000	AR Clarkson	JB Dicker	MLS Ranger	JR Wilson	EA Davoren	JD Leak	CC Sando
2001	AR Clarkson	JB Dicker	JR Wilson	DA Green	EA Davoren	JD Leak	CC Sando
2002	AR Clarkson	JB Dicker	JR Wilson	DA Green	EA Davoren	JD Leak	CC Sando
2003	AR Clarkson	JB Dicker	JR Wilson	DA Green	EA Davoren	JD Leak	CC Sando
2004	AR Clarkson	JB Dicker	JR Wilson	DA Green	EA Davoren	MD Shadiac	CC Sando
2005	AR Clarkson	JB Dicker	JR Wilson	DA Green	EA Davoren	MD Shadiac	CC Sando
2006	AR Clarkson	JB Dicker	JR Wilson	DA Green	GM Czornohalan	MD Shadiac	CC Sando
2007	AR Clarkson	GV Capogreco	JR Wilson		GM Czornohalan	MD Shadiac	CC Sando
2008	AR Clarkson	GV Capogreco	DA Green		GM Czornohalan	MD Shadiac	CC Sando
2009	AR Clarkson	GV Capogreco	EW Burchell		GM Czornohalan	MD Shadiac	CC Sando
2010	AR Clarkson	GV Capogreco	EW Burchell		GM Czornohalan	MD Shadiac	CC Sando
2011	AR Clarkson/JB Dicker	GV Capogreco	TC Holst		GM Czornohalan	MD Shadiac/G Goodall	SP Ryan
2012	JB Dicker/Hon. J Trainer	GV Capogreco	TC Holst		I Lombardi	G Goodall	SP Ryan
2013	Hon. J Trainer	GV Capogreco	TC Holst		-	G Goodall	SP Ryan
2014	Hon. J Trainer	MT Johnstone	TC Holst		TL ter Bogt	G Goodall/ JJ Kernahan	SP Ryan
2015	Hon. J Trainer	MT Johnstone			TL ter Bogt	JJ Kernahan	SP Ryan
2016	Hon. J Trainer	MT Johnstone			TL ter Bogt	JJ Kernahan	SP Ryan
2017	Hon. J Trainer	MT Johnstone			TL ter Bogt	JJ Kernahan	SP Ryan
2018	Hon. J Trainer	MT Johnstone			JC Cini	JJ Kernahan	SP Ryan
2019	Hon. J Trainer	MT Johnstone			JC Cini	JJ Kernahan	L Blight/SP Ryan

# ANNUAL REPORT 2019



# National 1 Plumbing & Maintenance Services

national  
plumbing  
& maintenance  
services pty ltd **1**

With 20+ years experience  
You're in good hands.



## Plumbing, Gasfitting & Bathroom Renovations

*No Call Out Fee • Fee Free - No Obligation Quotes*

**Call 8240 3744**

[www.national1plumbing.com.au](http://www.national1plumbing.com.au)

- National 1 Plumbing & Maintenance Services Pty Ltd are experts in building new bathrooms and wet area renovations.
- We also specialise in all aspects of plumbing including minor works, preventive maintenance, rainwater tanks and hot water systems.
- An award winning and highly reputable business, we strive for satisfaction and quality.

***“Quality and integrity still come at an affordable price!”***





# TEAM of the YEAR

**ISABELLA WILSON**  
ANGLE VALE

**SHANNON MURPHY**  
SALISBURY

**LAITIAH HUYNH**  
SALISBURY

**STEPHANIE WALKER**  
ADELAIDE UNIVERSITY

**KIANA LEE**  
SMOSH WEST LAKES

**MATILDA ZANDER**  
ADELAIDE UNIVERSITY

**HANNAH EWINGS**  
SMOSH WEST LAKES

**CAITLEN TEAGUE**  
ANGLE VALE

**ERICA GREET**  
ANGLE VALE

**SARAH ELLIS**  
ANGLE VALE

**KIMBERLEY FRY**  
SALISBURY

**ALLISON EVANS**  
SMOSH WEST LAKES

**DEMI SONNEMAN**  
SALISBURY

**HANNAH PRIEST**  
MORPHETTVILLE PARK

**LUCY EARL**  
CHRISTIES BEACH

**RUCKS**  
**LEAH CUTTING (C)**  
MORPHETTVILLE PARK

**LEAH TYNAN**  
GREENACRES

**CHLOE FORBY**  
SMOSH WEST LAKES

**INTERCHANGE**  
**ZOE PROWSE**  
MOUNT LOFTY

**ALISON FERRALL**  
MORPHETTVILLE PARK

**ABBY PENGELLY**  
ADELAIDE UNIVERSITY

**COACH**  
**GREG PHILLIPS**  
SMOSH WEST LAKES

**TEAGAN USHER**  
SMOSH WEST LAKES

# PREMIERS AND MEDALLISTS



**Division 1**  
Premiers: Adelaide University

Dutschke Medal: Stephanie Walker  
Club: Adelaide University



**Division 2**  
Premiers: Payneham NU

Mulvihill Medal: Leah Tynan  
Club: Greenacres

Division	Premiers	Medallist	Club
D1R	Morphettville Park	Best and Fairest: Melanie Koster	Christies Beach
D3	Broadview	Best and Fairest: Jordan Woodward	Golden Grove
D4	Scotch OC	Best and Fairest: Louise Firth	Scotch OC
D5	Flinders Park	Best and Fairest: Zoe Smith	Marion
U18	Goodwood Saints	Reil Smith Medal: Tessa Kohn	Morphettville Park

# LEADING GOALKICKERS



**Glazbrook Medal**  
**D1 Leading Goalkicker:**  
Kiana Lee  
SMOSH West Lakes

Division	Club	Name	Goals
D1 Glazbrook Medal	SMOSH West Lakes	Kiana Lee	18
D1R	Morphettville Park	Kaily Buchalka	33
D2 Clancey Medal	Payneham NU	Hannah Bebbington	25
D3	Eastern Park	Gabrielle Salt	27
	Golden Grove	Jessica Kowalski	27
D4	Scotch OC	Louise Firth	27
D5	Flinders Park	Britney Koziura	20
U18	Hope Valley	Isabella Steven-Thomas	33

# AWARDS



**Pitman Medal Rookie of the Year**  
Katelyn Pope | Broadview



**Amos & Clarke Medal U18 Development Award**  
Zoe Smith | Marion



**Cheryl Cates Volunteer of the Year Award**  
Jonathan Jaensch | Mount Lofty



**Carmel Laube Division 1 Player's Player**  
Leah Cutting | Morphettville Park



**Division 2 Player's Player**  
Ashlee Reid | Greenacres



**Club of the Year**  
Goodwood Saints



# GRAND FINAL RESULTS



## Division 1

Adelaide University (5.5.35) d. SMOSH West Lakes (4.9.33)

BOG: K. Barltrop - Adelaide University

Umpires: D. Aylward, M. Williamson, E. Jones, S. Straschko, A. Greenshields



## Division 1 Reserves

Morphettville Park (7.4.46) d. SMOSH West Lakes (3.2.20)

BOG: J. Du - Morphetville Park

Umpires: I. Curran, M. Taylor S. Babiak, J. Heeps, A. Gregory, F. Hall



## Division 2

Payneham NU (5.6.36) d. Greenacres (4.11.35)

BOG: B. Smith - Payneham NU

Umpires: S. Dalgeish, S. Farrell, N. Becker, B. Janetzki, K. Marshall,



## Division 3

Broadview (6.7.43) d. Old Ignatians (1.1.7)

BOG: K. Pope - Broadview

Umpires: M. Goodes, J. Howes, T. Job, E. Cotgrove, L. Hersbach, M. Thomas



## Division 4

Scotch OC (7.5.47) d. Kenilworth (2.1.13)

BOG: A. Davies - Scotch OC

Umpires: J. Abbott, L. Cini, N. Kon Dhal, C. Tuwei, B. Begetis, R. George



## Division 5

Flinders Park (9.8.62) d. Golden Grove (1.7.13)

BOG: C. Flood - Flinders Park

Umpires: B. Crowhurst, J. Evans, Z. Blundell, J. Read, T. Roser, J. Turner



## Under 18 Girls

Goodwood Saints (4.3.27) d. Golden Grove (1.1.7)

BOG: K. Kustermann - Goodwood Saints

Umpires: J. Morrison, S. Pringle, T. Job, S. Scarman, I. MacGregor, B. Amos



9 NEWS

**NIGHTLY AT 6PM**

**NEWS FOR  
SOUTH AUSTRALIANS**