



ADELAIDE  
FOOTY  
LEAGUE

# ANNUAL REPORT 2021





*© 2021 B Goldspink Photography*

Photographer: Brayden Goldspink

## MISSION STATEMENT

### Vision

Strengthening communities through footy.

### Mission

To provide all stakeholders with an affordable, accessible, enjoyable and competitive game of Australian rules football in a safe environment, whilst making a meaningful contribution to the community and the sustainable development of the game.

### Strategic Direction

Growing and promoting the game.  
Being service driven.  
Having financial sustainability.  
Creating a safe, healthy and fun environment.  
Enterprising leadership.  
Building partnerships with stakeholders.  
Creating a learning culture.

# CONTENTS

MISSION STATEMENT | 02

OUR TEAM | 04

PARTNERS | 05

## REPORTS

CHIEF EXECUTIVE OFFICER | 07

PRESIDENT | 08

TREASURER | 09

FINANCIAL STATEMENTS | 10

TRIBUNAL | 28

UMPIRE | 29

FOOTBALL OPERATIONS | 30

CELEBRATING 2021 | 31

## SEASON

WHERE TEAMS FINISHED | 37

MEN'S DIVISION 1, 1R - 7, 7R | 39-65

MEN'S DIVISION C1 TO C8 | 66-81

WOMEN'S DIVISION 1, 1R - 7 | 82-97

## MEDALS & AWARDS

PREMIERS & MEDALLISTS | 98-99

LEADING GOAL KICKERS | 100

TEAMS OF THE YEAR | 102-103

CLUB CHAMPIONSHIP CUP | 104

OTHER AWARDS | 105

PLAYER LIFE MEMBERSHIP &

MILESTONE GAMES | 105

## HISTORY

LIFE MEMBERS | 107



Photographer: Brayden Goldspink

## ANNUAL REPORT CONTRIBUTORS

EDITORS & ART DIRECTORS | Caitlin Brady & Dee Shepard

PHOTOGRAPHERS | Brayden Goldspink (B Goldspink Photography), Hannah Howard (On The Ball Media) & Dee Shepard

CONTRIBUTORS | John Kernahan, Daniel Eddington, Lindsay Blight, Tony Sullivan, Dee Shepard, Ivana Lombardi, Colin Rowston, Tony Roach, Sean O'Dwyer, Caitlin Brady & Charli Houghton

# OUR TEAM

## Executive Committee



Daniel Eddington



Lindsay Blight



Peter Carter



Shaun Ryan



Steve Moffatt



Stephen Young



John Kernahan

**President**

Daniel Eddington

**Treasurer**

Lindsay Blight

**Executive Committee Members**

Peter Carter

Shaun Ryan

Steve Moffatt

Stephen Young

John Kernahan

## Staff Members



John Kernahan



Tony Sullivan



Danielle Robran



Sean O'Dwyer



Dee Shepard



Ivana Lombardi



Colin Rowston



Caitlin Brady

**Chief Executive Officer**

John Kernahan

**Football Operations - Senior Officer**

Tony Sullivan

**Football Operations - Officer**

Danielle Robran

**Football Operations - Assistant**

Sean O'Dwyer

**Partnership and Communications Exec.**

Dee Shepard

**Commercial Operations - Finance & HR**

Ivana Lombardi

**Commercial Operations - Administration**

Caitlin Brady

**Umpiring Manager**

Colin Rowston

**Work Experience Student**

Charli Houghton

## Other

**Tribunal Members**

Tony Roach (Chair)  
Colin Davidson  
Nic Kernahan  
Garry Palasis  
Steve Strickland

Graham Dart  
Chris Evans  
Trevor Lovegrove  
John Staker  
Grant Sullivan

**Sub-Committees**
**Football Operations**

Stephen Young (Chair)  
Lindsay Blight  
Tony Sullivan

John Kernahan  
Daniel Eddington

**Patron**

Hon. John Trainer

**Finance, Audit & Risk**

Lindsay Blight (Chair)  
John Kernahan

Stephen Young  
Daniel Eddington

**Honorary Solicitor**

Garry Palasis  
Nic Kernahan

**Marketing & Partnerships**

Lindsay Blight (Chair)  
Dee Shepard

John Kernahan

**Honorary Auditors**

Perks Audit and  
Assurance

**Rules & Regulations**

Geoff Heard (Chair)  
Tony Sullivan

John Kernahan  
Stephen Young

**Historian**

Geoff Heard

**Constitutional Review**

Peter Carter (Chair)  
Garry Palasis  
John Kernahan

Geoff Heard  
Stephen Young

**Work, Health & Safety**

John Kernahan (Chair)  
Ivana Lombardi

Caitlin Brady

We thank our partners for their support in 2021

## PRINCIPAL PARTNER



## MAJOR PARTNERS



## VALUED PARTNERS



## APPAREL PARTNERS



## MEDICAL PARTNERS



**OFFICIAL GAME BALL**  
**OF THE**  
**ADELAIDE FOOTY**  
**LEAGUE**



# CHIEF EXECUTIVE OFFICER'S REPORT

Greetings,

In 2021, the world on the whole continued to challenge us as a community and football and the Adelaide Footy League are microcosms of how we accept those challenges.

Whilst The League has completed another season, there were various stages throughout the year where we cautiously navigated threats to football life as we know it. Our most significant challenge presented itself when the State Government enforced a snap lockdown that whilst lasted only five days for Industry and Education, our own competition went into recess for what was to become two Saturdays and in turn affecting the regular fixture, requiring some thinking on our feet.

The State Government announced the state-wide lockdown ended at midnight 27th July and whilst training was able to recommence from then on, Competition would not resume until 7th August.

Home and Away Fixtures were adjusted in the coming days to reflect the current position with the missed matches reconfigured at the back of Round 18. However, that did not include extending the season but reducing the finals campaigns to a top four (4) played in the format of cut-throat preliminary finals with the winners of each progressing to the Grand Final.

The League had many hoops to jump through before we could consolidate our plans to roll out a finals fixture. We were presented with significant challenges to host finals and our proposal to SA Health, which primarily revolved around how we might host them as per COVID Management Plans without gated ground and an inability to track and trace, If we learned anything from the lessons from 2020 and the fortnight in this period of time, it was to not get too far ahead of ourselves given the changing landscape relative to COVID-19.

The videoing of all A Grade matches has manufactured a higher level of scrutiny to on-field behaviour. The result has been a significant reduction in reported players, though Reserve, C and D Divisions still presented challenges to curtail the impulsive actions of the relative few. But the heavy lifting to improve standards from previous years has begun to pay dividends. Retention rates of playing members as well as an increase in average playing age suggests players choose to participate in the Adelaide Footy League for longer.

Women's footy continues to capture the imagination of even the most traditional of stakeholder. The standard of play steadily improves however our newest participants brings a level of enthusiasm and willingness to be involved that should stymie those who have had cause to lament a declining participation base. With new participants brings new interest, new volunteers and dare I say it, new competition for those who have considered the game of footy a male rite of passage.

Our umpires are a key stakeholder in our game and swelling numbers of participation are reflective of the stance The League maintains with respect to umpire abuse or general anti-social behaviour towards them. It should be acknowledged that the number of offences relative to the two thousand five hundred matches The League hosts in any given year is insignificant but it is a laurel we do not rest upon.

During lockdown in 2020, The League Executive and Operations team took the opportunity to cast its eye over aspects of the League that in any normal year, get pushed down the line in priority. History was one key component of The League identified as one needing attention and The League set about formulating a plan to update our rich history records. However no sooner had we identified that as a focus, we begun our journey of navigating a season of footy albeit in an abnormal environment. History ran the risk of being forgotten so The League Executive orchestrated a plan for League Historian Geoff Heard to complete. That task was an agenda item for all of 2021 and we can claim to be up to date. Special thanks must go to Geoff Heard. His tireless efforts though made easier for him given his passion for history and love for the Adelaide Footy League are reflective in the standard of work now on display.

At the end of the 2021 year, The League Administration vacated Thebarton Oval to temporary premises whilst Thebarton Oval is rebuilt to what will be a new facility with state-of-the-art resources for the SANFL and the Adelaide Footy League to conduct its business.

It would be remiss of me, and quite possibly not a great career move, not to mention and acknowledge The League Executive lead by President Dan Eddington. Whilst volunteers themselves, their efforts and contribution to The League is reflected in the positive light we are viewed in, whether that be by internal or external stakeholders. The League Executive's attention to detail in ensuring The League's Strategic Plan is adhered to, whilst affording our team made up of Tony, Ivana, Dee, Caitlin, Danielle, Simon, Sean, Charli and I the flexibility to use our better judgement to achieve their goals is a productive one. Thanks must also go to Tony Roach, Chairman of the AdFL Tribunal and all the Tribunal members who are charged with managing umpire reports.

With the planned opening of borders for Australia to resume some normality with respect to travel and trade, The League will continue to demonstrate some level of agility to adjust if required. We take great comfort in the response from clubs in general to proceed with a season in 2022 prepared for abnormal fixturing in the event of further lockdowns imposed by the State Government. The strength of the Adelaide Footy League and its member clubs in season 2021 has been an open dialogue to arrive at solutions as agreed by the majority to what has been irregular challenges and 2022 will be no different.

Finally and by no means the least, to all volunteers, we salute you. The continued effort from club volunteers to facilitate an environment to develop not only a player's football prowess but developmental skills as a member of the wider community deserves recognition far beyond that of what can be afforded in this report. Players come and go but the consistency in which our club volunteers contribute is the real measure of our continued success and vitality as a League.

**John Kernahan**  
Chief Executive Officer

# PRESIDENT'S REPORT

Season 2021 was a year that will be remembered as a year that carried so much uncertainty, not just for our League, but for all of the community. As a League, we are very grateful that our season only had minor interruptions and that a nals period could be run and won identifying an eventual premier.

As a first year President I want to take this opportunity to say a big thank you to John and the staff at the League. John and the staff, along with our clubs, faced many challenges during the year but these challenges were handled through continued planning, communication and professionalism. The commitment and work ethic from all staff is to be applauded.

To the Executive, thank you for all your assistance and hard work during the year and for the support that you not only provided to me but for all the support and guidance that was given to John and the staff.

This year our League and in particular our Women's football continued to grow with participation from grass roots football to women's seniors now at all-time highs. We understand how much time and effort is required to run a football club and the challenges that clubs face both on and off the field, so again thank you for all of your efforts.

2022 will be the beginning of a new chapter for the League as we move out of Thebarton to Dulwich for the next two years whilst the redevelopment of the Thebarton Oval precinct takes place, and we look forward to this exciting period. At the same time, we must continue to keep our game enjoyable and safe for all participants, at all levels, and the upcoming season will be no different. The League will continue to take a hard stance on unacceptable behaviour, so to put it simply, play hard but play fair.

Vilification of any form will continue to be a focus of The League. Diversity and our ability to further extend our welcome to minority groups will enjoy a disproportionate level of attention until we make an impression on that pillar to our Code of Conduct, as we have with enforcing the rules to make the game physically safer for all to play.

I would also like to take this opportunity to thank our sponsors. We as a League are very appreciative for the ongoing support and generosity that you give to the League, and we look forward to a continued strong and rewarding partnership over the coming years. Our sponsors play an extremely important role in the financial assistance provided to the League and in turn to the Clubs, so I please ask that you support our sponsors wherever possible.

To all of the clubs, players, officials, volunteers and supporters, thank you for making this year a successful and enjoyable year of football.

Finally, enjoy the holiday break and I would like to wish you all a safe and happy Xmas and New Year and all the best for the 2022 season.

**Daniel Eddington**  
President



# TREASURER'S REPORT

The League's financial year was not without some challenges and disruption to our season plans.

The midseason state lock-down and restrictions around the capacity for Thebarton Oval and our clubs with unfenced venues to host finals, presented financial and operational challenges for the league to navigate.

As a result, the Adelaide Footy League Grand Finals were held away from Thebarton Oval for the second consecutive year, contributing to a loss of catering revenue to the League.

We were fortunate to be able offset this revenue through gate takings revenue from the Preliminary Finals weekend and increased sponsorship to achieve a satisfactory financial result.

## Financial Year Summary

- League revenue of \$1,588,098 was up on the COVID-19 impacted 2020, and in line with the last uninterrupted season 2019 at \$1,585,921.
- Expenses while overall contained within budget we did see some higher expenses incurred across digital and media, wages, public liability insurance, venue hire, security, and major round expenses.
- A trading loss of \$11,947 was achieved.
- This was after an abnormal expense item of \$17,850 attributed to the write down of 50% of the Thebarton Precinct leasehold assets. The balance of the asset will be written down in the 2022 financial year.
- Excluding this abnormal item, a surplus of \$5,903 was achieved in line with the budget surplus of \$5,775.
- The League's net asset position increased to \$2,018,189 from \$1,911,057.
- Our investment portfolio rebounded strongly from market value of \$262,146 to \$389,347, offsetting the \$72,407 reduction last financial year.
- Our cash position decreased to \$1,852,988.

In closing:

I thank the members of the Executive Committee, Finance Sub-Committee, John, Ivana, and Peter for their support in managing the finances this year.

I thank our auditors Perks for assisting with the timely completion of the audit.

I congratulate our Member Clubs and volunteers on navigating the challenges of the season and thank you for the opportunity to serve.

In the coming year the League will move away from the Thebarton Oval precinct during its redevelopment phase, which we anticipate will take two years.

During this period the League will incur higher expenses (via occupancy) and a loss of some revenue streams (via catering).

However, we are satisfied the League is well positioned to navigate these aspects and look forward the future opportunities that the redeveloped Thebarton Oval precinct assets will offer the League and our Member Clubs.

**Lindsay Blight**  
Treasurer

# FINANCIAL STATEMENTS

## South Australian Amateur Football League Inc

ABN 22 605 973 501

### Financial Statements

For the Year Ended 30 September 2021

# South Australian Amateur Football League Inc

22 605 973 501

## Contents

30 September 2021

	Page
<b>Financial Statements</b>	
Report by the Executive Committee	1
Income and Expenditure Statement	2
Assets and Liabilities Statement	3
Statement of Changes in Equity	4
Statement of Cash Flows	5
Notes to the Financial Statements	6 - 12
Statement by the Executive Committee	13
Independent Audit Report	14 - 16

# South Australian Amateur Football League Inc

22 605 973 501


Report by the Executive Committee

30 September 2021

In accordance with Section 35(5) of the *Associations Incorporation Act (SA) 1985*, the Executive Committee hereby states that during the financial year ended 30 September 2021;

- a) (i) no Executive Committee member of the League;
- (ii) no firm of which an Executive Committee member is a member; and
- (iii) no body corporate in which an Executive Committee member has a substantial financial interest has received or become entitled to receive a benefit as a result of a contract between the Executive Committee member, firm or body corporate and the association.
- b) no Executive Committee member of the association has received directly or indirectly from the association any payment or other benefit of pecuniary value, other than the Honorarium's paid to all Executive Committee members and John Kernahan's salary.

Signed in accordance with a resolution of the Executive Members of the Committee:

Executive Member:  .....

Executive Member:  .....

Dated this 3<sup>rd</sup> day of November 2021

## South Australian Amateur Football League Inc

22 605 973 501

### Income and Expenditure Statement

For the Year Ended 30 September 2021

	Note	2021 \$	2020 \$
Revenue		1,349,287	837,104
Other income		238,811	200,780
Employee benefits expense		(642,489)	(429,260)
Insurance		(263,988)	(187,051)
Newspaper and Digital Production		(252,832)	(148,368)
Other expenses		(83,267)	(72,733)
Thebarton Precinct expenses		(54,766)	(78,922)
Security expenses		(44,370)	(15,594)
IT expenses		(42,490)	(17,222)
Umpiring expenses		(42,216)	(12,292)
Depreciation and amortisation expense		(40,810)	(20,100)
League History expenses		(28,787)	-
Function expenses		(23,884)	(19,435)
Advertising		(34,438)	(4,254)
Sponsorship expenses		(14,591)	(2,386)
Membership expenses		(15,000)	(29,673)
Professional fees		(8,535)	(18,500)
Motor vehicle expenses		(7,582)	(7,514)
<b>(Loss) before income tax</b>		<b>(11,947)</b>	<b>(25,420)</b>
Income tax expense	1(b)	-	-
<b>(Loss) for the year</b>		<b>(11,947)</b>	<b>(25,420)</b>

The accompanying notes form part of these financial statements.

## South Australian Amateur Football League Inc

22 605 973 501

### Assets and Liabilities Statement

As at 30 September 2021

	Note	2021 \$	2020 \$
<b>ASSETS</b>			
<b>CURRENT ASSETS</b>			
Cash and cash equivalents	2	1,852,988	1,977,573
Trade and other receivables	3	60,906	115,120
Inventories	4	-	2,700
<b>TOTAL CURRENT ASSETS</b>		<b>1,913,894</b>	<b>2,095,393</b>
<b>NON-CURRENT ASSETS</b>			
Financial assets	5	389,347	262,146
Property, plant and equipment	6	99,959	99,666
<b>TOTAL NON-CURRENT ASSETS</b>		<b>489,306</b>	<b>361,812</b>
<b>TOTAL ASSETS</b>		<b>2,403,200</b>	<b>2,457,205</b>
<b>LIABILITIES</b>			
<b>CURRENT LIABILITIES</b>			
Trade and other payables	7	140,813	341,198
Other liabilities	8	106,665	106,765
Employee benefits	9	136,903	84,425
<b>TOTAL CURRENT LIABILITIES</b>		<b>384,381</b>	<b>532,388</b>
<b>NON-CURRENT LIABILITIES</b>			
Employee benefits	9	-	13,760
<b>TOTAL NON-CURRENT LIABILITIES</b>		<b>-</b>	<b>13,760</b>
<b>TOTAL LIABILITIES</b>		<b>384,381</b>	<b>546,148</b>
<b>NET ASSETS</b>		<b>2,018,819</b>	<b>1,911,057</b>
<b>MEMBERS' FUNDS</b>			
Other funds	10	269,047	149,338
Retained profits		1,749,772	1,761,719
<b>TOTAL MEMBERS' EQUITY</b>		<b>2,018,819</b>	<b>1,911,057</b>

The accompanying notes form part of these financial statements.

## South Australian Amateur Football League Inc

22 605 973 501

### Statement of Changes in Equity

For the Year Ended 30 September 2021

#### 2021

	Retained Earnings	Other Funds	Total
Note	\$	\$	\$
<b>Balance at 1 October 2020</b>	<b>1,761,719</b>	<b>149,338</b>	<b>1,911,057</b>
(Loss) for the year	(11,947)	-	(11,947)
Increase in investment revaluation reserves during the year	-	119,709	119,709
<b>Balance at 30 September 2021</b>	<b>1,749,772</b>	<b>269,047</b>	<b>2,018,819</b>

#### 2020

	Retained Earnings	Other Funds	Total
Note	\$	\$	\$
<b>Balance at 1 October 2019</b>	1,787,139	229,367	2,016,506
(Loss) for the year	(25,420)	-	(25,420)
(Decrease) in investment revaluation reserves during the year	-	(80,029)	(80,029)
<b>Balance at 30 September 2020</b>	<b>1,761,719</b>	<b>149,338</b>	<b>1,911,057</b>

The accompanying notes form part of these financial statements.

## South Australian Amateur Football League Inc

22 605 973 501

### Statement of Cash Flows

For the Year Ended 30 September 2021

	2021	2020
Note	\$	\$
<b>CASH FROM OPERATING ACTIVITIES:</b>		
Receipts from customers	1,774,526	1,024,066
Payments to suppliers and employees	(1,874,564)	(937,554)
Dividends received	4,972	4,974
Interest received	11,583	18,181
Net cash (used in)/provided by operating activities	11 <u>(83,483)</u>	<u>109,667</u>
<b>CASH FLOWS FROM INVESTING ACTIVITIES:</b>		
Purchase of property, plant and equipment	<u>(41,102)</u>	<u>(2,856)</u>
Net cash (used in) investing activities	<u>(41,102)</u>	<u>(2,856)</u>
Net (decrease)/increase in cash and cash equivalents held	<u>(124,585)</u>	106,811
Cash and cash equivalents at beginning of year	<u>1,977,573</u>	<u>1,870,762</u>
Cash and cash equivalents at end of financial year	2 <u><u>1,852,988</u></u>	<u><u>1,977,573</u></u>

The accompanying notes form part of these financial statements.



# South Australian Amateur Football League Inc

22 605 973 501

Notes to the Financial Statements

For the Year Ended 30 September 2021

## 1 Summary of Significant Accounting Policies

### (a) Basis of preparation

This financial report is a special purpose financial report prepared for distribution to members in order to satisfy the financial reporting requirements of the *Associations Incorporation Act (SA) 1985*. The committee has determined that the South Australian Amateur Football League Inc ("League") is not a reporting entity.

The financial report has been prepared on an accruals basis, except for the statement of cashflows, and is based on historical costs and does not take into account changing money values or, except where specifically stated, current valuations of non-current assets.

The following significant accounting policies, which are consistent with the previous period unless otherwise stated, have been adopted in the preparation of this financial report.

### (b) Income tax

The League is exempt from Income Tax under Div 50 of the *Income Tax Assessment Act 1997*.

### (c) Revenue and other income

Revenue is measured at the fair value of the consideration received or receivable after. For this purpose, deferred consideration is not discounted to present values when recognising revenue.

Interest revenue is recognised using the effective interest rate method, which for floating rate financial assets, is the rate inherent in the instrument. Dividend revenue is recognised when the right to receive a dividend has been established.

Grant and donation income is recognised when the League obtains control over the funds which is generally at the time of receipt.

All revenue is stated net of the amount of goods and services tax (GST).

### (d) Cash and cash equivalents

Cash and cash equivalents include cash on hand, deposits held at call with banks, other short-term highly liquid investments with original maturities up to twelve months.

### (e) Inventories

Inventories consist of match equipment and general merchandise and are valued at the lower of cost and net realisable value.

# South Australian Amateur Football League Inc

22 605 973 501

## Notes to the Financial Statements

For the Year Ended 30 September 2021

### 1 Summary of Significant Accounting Policies

#### (f) Property, plant and equipment

The depreciable amount of all property, plant and equipment is depreciated over the useful lives of the assets to the association commencing from the time the asset is held ready for use.

#### (i) Leasehold improvements

Leasehold improvements and office equipment are carried at cost less, where applicable, any accumulated depreciation, unless otherwise stated.

Leasehold improvements are amortised over the shorter of either the unexpired period of the lease or the estimated useful lives of the improvements.

An asset's carrying amount is written down immediately to its recoverable amount if the asset's carrying amount is greater than its estimated recoverable amount.

Gains and losses on disposals are determined by comparing proceeds with the carrying amount. These gains and losses are included in the income and expenditure statement.

#### (g) Financial assets

##### Recognition

Investments are valued at their recoverable amount which is the quoted market value in the case of shares in listed companies and income is brought to account on an accrual basis. Expected net cash flows from investments have not been discounted to present value in determining recoverable amount.

#### (h) Impairment of non-financial assets

At the end of each reporting period, the League reviews the carrying values of its assets to determine whether there is any indication that those assets have been impaired. If such an indication exists, the recoverable amount of the asset, being the higher of the asset's fair value less costs to sell and value in use, is compared to the asset's carrying value. Any excess of the asset's carrying value over its recoverable amount is expensed to the income and expenditure statement.

#### (i) Employee benefits

Provision is made for the League's liability for employee benefits arising from services rendered by employees to the end of the reporting year. Employee benefits have been measured at the amounts expected to be paid when the liability is settled.

The Long Service Leave provision was calculated for all employees at the rate of 1.3 weeks from service commitment.

# South Australian Amateur Football League Inc

22 605 973 501

## Notes to the Financial Statements

For the Year Ended 30 September 2021

### 1 Summary of Significant Accounting Policies

#### (j) Other liabilities

##### Fines provision

During the 2017 financial year the League determined that cashflows from fines received would be recognised as a liability with the funds to be spent in future years on programs for clubs within the League.

##### Insurance provision

During the 2017 financial year, revenue from insurance receipts was in excess of the insurance expense. The excess has been re-allocated to the insurance provision to be applied against future revenue raised for insurance from Clubs in the League.

#### (k) Goods and services tax (GST)

Revenues, expenses and assets are recognised net of the amount of GST, except where the amount of GST incurred is not recoverable from the Australian Tax Office. In these circumstances, the GST is recognised as part of the cost of acquisition of the asset or as part of an item of the expense. Receivables and payables in the assets and liabilities statement are shown inclusive of GST.

### 2 Cash and Cash Equivalents

	2021	2020
	\$	\$
Cash on hand	462	462
Cash at bank	380,365	666,445
Short-term bank deposits	1,472,161	1,310,666
	<u>1,852,988</u>	<u>1,977,573</u>

#### Reconciliation of cash

Cash at the end of the financial year as shown in the statement of cash flows is reconciled to items in the assets and liabilities statement as follows:

	2021	2020
	\$	\$
Cash at bank and in hand	380,827	666,907
Short-term deposits	1,472,161	1,310,666
	<u>1,852,988</u>	<u>1,977,573</u>

## South Australian Amateur Football League Inc

22 605 973 501

### Notes to the Financial Statements

For the Year Ended 30 September 2021

#### 3 Trade and Other Receivables

	2021	2020
	\$	\$
CURRENT		
Trade receivables	60,906	115,120
<b>Total current trade and other receivables</b>	<b>60,906</b>	<b>115,120</b>

#### 4 Inventories

	2021	2020
	\$	\$
CURRENT		
At cost:		
Match equipment and general merchandise	-	2,700
	-	2,700

#### 5 Other Financial Assets

##### (a) Available-for-sale financial assets comprise:

	2021	2020
	\$	\$
NON-CURRENT		
Listed investments, at market value		
- Shares in listed corporations (including shares bequeathed to the League on behalf of Robert Johnston)	389,347	262,146
<b>Total available-for-sale financial assets</b>	<b>389,347</b>	<b>262,146</b>

## South Australian Amateur Football League Inc

22 605 973 501

### Notes to the Financial Statements

For the Year Ended 30 September 2021

#### 6 Property, Plant and Equipment

	2021	2020
	\$	\$
<b>PLANT AND EQUIPMENT</b>		
Plant and equipment		
At cost	334,225	323,123
Accumulated depreciation	(279,116)	(259,157)
Total plant and equipment	<u>55,109</u>	<u>63,966</u>
Leasehold improvements		
Capitalised leased assets	168,430	168,430
Accumulated depreciation	(168,430)	(168,430)
Total leased plant and equipment	<u>-</u>	<u>-</u>
Motor vehicles		
At cost	30,000	-
Accumulated depreciation	(3,000)	-
Total motor vehicles	<u>27,000</u>	<u>-</u>
Leasehold improvements - Thebarton Precinct Development		
At cost	38,000	38,000
Accumulated depreciation	(20,150)	(2,300)
Total improvements	<u>17,850</u>	<u>35,700</u>
<b>Total property, plant and equipment</b>	<u><b>99,959</b></u>	<u><b>99,666</b></u>

#### 7 Trade and Other Payables

	2021	2020
	\$	\$
<b>CURRENT</b>		
Trade creditors	111,386	310,705
Sundry creditors and accruals	29,427	30,493
	<u>140,813</u>	<u>341,198</u>

#### 8 Other Liabilities

	2021	2020
	\$	\$
<b>CURRENT - see note 1(j)</b>		
Fines provision	34,065	34,165
Insurance provision	72,600	72,600
	<u>106,665</u>	<u>106,765</u>

## South Australian Amateur Football League Inc

22 605 973 501

Notes to the Financial Statements

For the Year Ended 30 September 2021

### 9 Employee Benefits

#### (a) Current

	2021	2020
	\$	\$
Provision for employee benefits - long service leave	86,448	59,385
Provision for employee benefits - annual leave	50,455	25,040
	<u>136,903</u>	<u>84,425</u>

#### (b) Non-current

	2021	2020
	\$	\$
Provision for employee benefits - long service leave	-	13,760
	<u>-</u>	<u>13,760</u>

### 10 Other funds

	2021	2020
	\$	\$
E Pfitzner Memorial Fund	1,000	1,000
H Treloar Memorial Fund	500	500
<b>Subtotal Memorial Funds</b>	<u>1,500</u>	<u>1,500</u>
Investment revaluation reserve	267,547	147,838
<b>Total</b>	<u>269,047</u>	<u>149,338</u>

# South Australian Amateur Football League Inc

22 605 973 501

## Notes to the Financial Statements

For the Year Ended 30 September 2021

### 11 Cash Flow Information

#### (a) Reconciliation of result for the year to cashflows from operating activities

	2021	2020
	\$	\$
(Loss) for the year	(11,947)	(25,420)
Non-cash flows in (loss)		
- depreciation	40,810	20,100
- dividend reinvestment plan of shares	(7,492)	(7,622)
Changes in assets and liabilities:		
- decrease/(increase) in trade and other receivables	54,213	(83,752)
- decrease in inventories	2,700	1,329
- (decrease)/increase in trade and other payables	(200,385)	198,423
- (decrease)/increase other liabilities	(100)	5,350
- increase in employee benefits	38,718	1,259
Cashflow (used in)/provided by operations	<u>(83,483)</u>	<u>109,667</u>

### 12 Events Occurring After the Reporting Date

No matters or circumstances have arisen since the end of the financial year which significantly affected or may significantly affect the operations of the League, the results of those operations, or the state of affairs of the League in future financial years.

## South Australian Amateur Football League Inc

22 605 973 501


### Statement by the Executive Committee


The Executive Committee has determined that the League is not a reporting entity and that this special purpose financial report should be prepared in accordance with the accounting policies outlined in Note 1 to the financial statements.

In the opinion of the Executive Committee the financial report as set out on pages 2-12:

1. Presents fairly the financial position of South Australian Amateur Football League Inc as at 30 September 2021 and its performance and cashflows for the year ended on that date.
2. At the date of this statement, there are reasonable grounds to believe that South Australian Amateur Football League Inc will be able to pay its debts as and when they fall due.

This statement is made in accordance with a resolution of the Executive Committee and is signed for and on behalf of the Executive Committee by:

Executive Member ..... 

Executive Member ..... 

Dated this 30 day of November 2021



# South Australian Amateur Football League Inc

22 605 973 501

## Independent Audit Report to the members of South Australian Amateur Football League Inc

### Report on the Audit of the Financial Report

#### Opinion

We have audited the accompanying financial report being a special purpose financial report, of South Australian Amateur Football League Inc (the "League"), which comprises the assets and liabilities statement as at 30 September 2021, the income and expenditure statement, statement of changes in equity and statement of cashflows for the year then ended, notes comprising a summary of significant accounting policies and other explanatory information, and the statement by the executive committee.

In our opinion, the financial report presents fairly, in all material respects, the financial position of the League as at 30 September 2021, and its financial performance and its cash flows for the year then ended in accordance with the accounting policies described in Note 1 to the financial statements, and the requirements of the *Associations Incorporation Act (SA) 1985*.

#### Basis of our Opinion

We conducted our audit in accordance with Australian Accounting Standards. Our responsibilities under those standards are further described in the *Auditor's Responsibilities for the Audit of the Financial Report* section of our report. We are independent of the League in accordance with the ethical requirements of the Accounting Professional and Ethical Standards Board's APES 110 *Code of Ethics for Professional Accountants* (the Code) that are relevant to our audit of the financial report in Australia. We have also fulfilled our other ethical responsibilities in accordance with the Code.

We believe that the audit evidence we have obtained is sufficient and appropriate to provide a basis for our opinion.

#### Information Other than the Financial Report and Auditor's Report Thereon

The Executive Committee of the League are responsible for the other information. The other information obtained at the date of this auditor's report is included in the Report by the Executive Committee, but does not include the financial report and our auditor's report thereon.

Our opinion on the financial report does not cover the other information and accordingly we do not express any form of assurance conclusion thereon.

In connection with our audit of the financial report, our responsibility is to read the other information and, in doing so, consider whether the other information is materially inconsistent with the financial report or our knowledge obtained in the audit or otherwise appears to be materially misstated.

If, based on the work we have performed on the other information obtained prior to the date of this auditor's report, we conclude that there is a material misstatement of this other information, we are required to report that fact. We have nothing to report in this regard.

# South Australian Amateur Football League Inc

22 605 973 501

## Independent Audit Report to the members of South Australian Amateur Football League Inc

### Emphasis of Matter - Basis of Accounting

We draw attention to Note 1 to the financial report, which describes the basis of accounting. The financial report has been prepared to assist the League to meet the requirements of the *Associations Incorporation Act (SA) 1985*. As a result, the financial report may not be suitable for another purpose. Our opinion is not modified in respect of this matter.

### Executive Committee's Responsibility for the Financial Report

The executive committee of the League is responsible for the preparation and fair presentation of the financial report and has determined that the basis of preparation described in Note 1, is appropriate to meet the requirements of the *Associations Incorporation Act (SA) 1985* and is appropriate to meet the needs of the members. The executive committee's responsibility also includes such internal control as the executive committee determines is necessary to enable the preparation of a financial report that is free from material misstatement, whether due to fraud or error.

In preparing the financial report, the executive committee is responsible for assessing the League's ability to continue as a going concern, disclosing, as applicable, matters related to going concern and using the going concern basis of accounting unless the executive committee either intend to liquidate the League or to cease operations, or have no realistic alternative but to do so.

### Auditor's Responsibility for the Audit of the Financial Report

Our objectives are to obtain reasonable assurance about whether the financial report as a whole is free from material misstatement, whether due to fraud or error, and to issue an auditor's report that includes our opinion. Reasonable assurance is a high level of assurance, but is not a guarantee that an audit conducted in accordance with Australian Accounting Standards will always detect a material misstatement when it exists. Misstatements can arise from fraud or error and are considered material if, individually or in the aggregate, they could reasonably be expected to influence the economic decisions of users taken on the basis of this financial report.

As part of an audit in accordance with the Australian Auditing Standards, we exercise professional judgement and maintain professional scepticism throughout the audit. We also:

- Identify and assess the risks of material misstatement of the financial report, whether due to fraud or error, design and perform audit procedures responsive to those risks, and obtain audit evidence that is sufficient and appropriate to provide a basis of opinion. The risk of not detecting a material misstatement resulting from fraud is higher than for one resulting from error, as fraud may involve collusion, forgery, intentional omissions, misrepresentations, or the override of internal control.

## South Australian Amateur Football League Inc

22 605 973 501

### Independent Audit Report to the members of South Australian Amateur Football League Inc

#### Auditor's Responsibility for the Audit of the Financial Report (continued)

- Obtain an understanding of internal control relevant to the audit in order to design audit procedures that are appropriate in the circumstances, but not for the purpose of expressing an opinion of the effectiveness of the League's internal control.
- Evaluate the appropriateness of accounting policies used and the reasonableness of accounting estimates and related disclosures made by the executive committee.
- Conclude on the appropriateness of the executive committee's use of the going concern basis of accounting and, based on the audit evidence obtained, whether a material uncertainty exists related to events or conditions that may cast significant doubt on the League's ability to continue as a going concern. If we conclude that a material uncertainty exists, we are required to draw attention in our auditor's report to the related disclosures in the financial report or, if such disclosures are inadequate, to modify our opinion. Our conclusions are based on the audit evidence obtained up to the date of our auditor's report. However, future events or conditions may cause the League to cease or continue as a going concern.
- Evaluate the overall presentation, structure and content of the financial report, including the disclosures, and whether the financial report represents the underlying transactions and events in a manner that achieves fair presentation.

We communicate with the executive committee regarding, among other matters, the planned scope and timing of the audit and significant audit findings, including any significant deficiencies in internal control that we may identify during our audit.



PERKS AUDIT PTY LTD

180 Greenhill Road

Parkside

South Australia 5063



PETER J HILL

Director

Registered Company Auditor

Dated this 3<sup>rd</sup> day of November 2021

# TRIBUNAL REPORT

Technology and the on-going, consistent messaging of zero tolerance from the League in regards to poor on-field behaviour is continuing to be successful. The regular Tribunal hearings on a Wednesday evening are becoming few and far between.

More games being filmed on a Saturday afternoon in 2021 has increased the chances of players who wish to go outside of the rules being caught.

Technology however has placed extra scrutiny on the decisions made by the Tribunal. Everyone has their own opinion on an incident and what, if any, the penalty should be.

Once again, I would like to thank the members of the Tribunal, the Staff of the League, and CEO, John Kernahan, for their efforts and assistance with the Tribunal.

## Tony Roach

Tribunal Chairman

## MEN'S & WOMEN'S DIVISIONS

Clubs	Teams	Reports	Matches
Adelaide Lutheran	3	1	4
Adelaide University	9		
Angle Vale	2		
Athelstone	4		
Blackfriars OS	4	2	6
Blackwood	2		
Brahma Lodge	3	1	1
Brighton Bombers	4	1	1
Broadview	5	1	2
CBCOC	3	2	7
Central United	2	3	14
Colonel Light Gardens	3		
Eastern Park	4		
Edwardstown	4		
Elizabeth	3	2	5
Fitzroy	3	1	6
Flinders Park	5	1	3
Flinders Uni	4		
Gaza	4	1	2
Gepps Cross	4	1	3
Glenunga	3		
Golden Grove	7		
Goodwood Saints	5		
Greenacres	2		
Hackham	2		
Happy Valley	2		
Hectorville	4		
Henley	5		
Hope Valley	4		
Houghton Districts	3	1	2
Ingle Farm	4	1	8
Kenilworth	4		
Kilburn	2	2	7
Lockleys	5	1	1
Marion	4	1	2

Clubs	Teams	Reports	Matches
Mawson Lakes	2	1	7
Mitcham	3	2	8
Mitchell Park	2	1	3
Modbury	5	1	3
Morphettville Park	5		
North Haven	5	2	6
Old Ignatians	6	1	2
OSB Lonsdale	2	2	8
Para Hills	3	1	4
Payneham NU	5	2	4
Pembroke OS	5	1	2
PHOS Camden	3	2	4
Plympton	3	1	3
Pooraka	3	1	3
Port Districts	4	1	3
Portland	2	1	3
Prince Alfred OC	4	1	1
Pulteney	4		
Rosewater	2	1	4
Rostrevor OC	4	1	4
Sacred Heart OC	3		
Salisbury	4	1	3
Salisbury North	3	4	12
Scotch OC	4	3	9
Seaton Ramblers	2	3	6
Smithfield	1		
SMOSH West Lakes	6	1	4
St Paul's OS	3	1	3
St Peters OC	4	4	14
Tea Tree Gully	5	3	11
Trinity OS	3	3	12
Unley Mercedes Jets	4		
Walkerville	3		
West Croydon	3	3	13
Westminster OS	3		
Woodville South	4	3	7

# UMPIRE REPORT

The last two years have thrown up many challenges for everyone involved in football, including the group of umpires in the Adelaide Footy League. Nevertheless, we found a way to provide enough field umpires to be appointed to all but a few men's C grade and lower grade women's games. There were also enough boundary and goal umpires to be appointed for the same amount of games as in the previous year. Thank you to all umpires for their commitment and dedication to make this happen.

Official training was conducted twice a week in the pre-season and once a week once the season commenced both at the Adelaide Uni Loop and at Thebarton Oval. As we had done the year before, Zoom Meetings on Monday nights allowed for field umpires to be coached on a weekly basis throughout the season.

It was great to have the full complement of coaches back involved during 2021, with a few key people continuing to go above and beyond in their support of umpiring including Peter Angel (Umpires Coordinator), Greg von Einem (First Year Field Umpires Coach), Neil Rankine (Head Boundary Umpires Coach), Ray Roberts (Boundary Umpires Assistant Coach), John Kitto (Head Goal Umpires Coach), Sue Stevens (Trainer) and Tony Symons (Fitness Coach). Umpires Association President Ian Gore and his committee continued to do an outstanding job of assisting the umpiring group. Thank you to you all.

There were a number of umpires recognised at the end of season Presentation Dinner for their outstanding performances in 2021. Congratulations to the following – Andrew Crosby (Best Field Umpire), Sam Scarman (Best Boundary Umpire), Steven Martin (Best Goal Umpire), Nathan May (Best First Year Field Umpire), Michael Duffett (Best First Year Boundary Umpire), Sam Turner (Best First Year Goal Umpire), Dennis Cester (Most Improved Field Umpire), Sam Scarman (Most Improved Boundary Umpire), James Turner (Most Improved Goal Umpire), Grantley Byrne (Umpire Managers Award) and Jason Mounce (Rex Lambert Award).

Furthermore, there were some significant achievements from experienced umpires, with 15 reaching 400 or more Adelaide Footy games:

400 games – Neil Rankine, Chris Rasch, Greg von Einem

500 games – Graham Alder, Simon Hedger, Stevan Pryor, Gary Would

600 games – Mark Braunack, Peter Morgan, Andrew Roberts, Brad Webber, Michael Williamson

700 games – Colin Hass

800 games – Terry Crispin

1100 games – Barry Lewis

On a very sad note, long-time goal umpire with the League, Ted Coomans, who officiated in 207 Adelaide Footy League games, passed away after a battle with cancer. A key member of the Umpires Association committee for many years, Ted was a very respected member of the umpiring panel and will be greatly missed.

Thank you to all those who supported Adelaide Footy umpiring and we look forward to doing it all again in 2022.

**Colin Rowston**  
Umpires Director

# FOOTBALL OPERATIONS REPORT

Once again, with COVID-19 still affecting our everyday life we started the season with one eye on the infection numbers wondering when our competition would be halted due to lockdown and for how long. Many permutations rolled around in our heads a daily basis as to how the remainder of the season would be effected, never knowing when the almost inevitable would happen.

The inevitable lockdown finally happened in July, fortunately only for a few days but with community sports interrupted for two weeks. There was a rearrangement of the draw to ensure the missed matches were made up. It was also decided that the risk of extending the season was too great, so the Final Series was reduced to a top four, two-week final series.

With finals needing to be held at venues with a COVID-19 Venue Management Plan, the majority of the Finals matches were held at SANFL grounds. With fingers crossed and a huge sense of relief the League managed to complete the season without any further lockdowns.

Despite the restrictions, the 2021 season proved to be an exciting one in many of the grades. The quality of football played in Division One was considered the best in many years. Prince Alfred OC had a dominant season on the back of a strong injury free season from the Keith Sims OAM Medallist Jack Trengove, managing to only lose two matches by narrow margins and winning the remainder by an average of 70 points. They capped off their season by proving too strong in the Grand Final against Payneham NU.

Women's football is continuing to grow and mature with team numbers increasing significantly from 2020 with 12 additional teams in 2021. This was a positive sign given that the SANFL had commenced a women's competition, which meant that a considerable number of players were taken from our clubs to play at the SANFL level. Morphettville Park took out the Division 1 Premiership against a gallant Payneham NU side in a high standard game.

**Tony Sullivan**  
Football Operations

# CELEBRATING 2021

We dropped in to see our friends before Rd 1 to say “thanks” for supporting us. The gift boxes were full of local produce, our first ever Covid-19 face masks and items donated from West End, Vili’s, Powerade and Breakthrough Mental Health Research Foundation. When we ordered our masks we were able to nominate a charity and donated \$750 to Breakthrough MHRF.



Visiting The Advertiser was the realisation that we had lost a SA icon. Vili Militis OAM was the headline on the front paper that day after passing away on 26 March 2021. We thank Vili, his family and staff for their ongoing support. May he be resting in peace.



Our SipnSave Div 1 Grand Final was opened with a “Welcome to Country” followed by a smoking ceremony by Isaac Hannam and then National Anthem sung by Susan Shillabeer.

### Welcome to Kauma Country

We would like to Acknowledge that the land we meet on today is the traditional lands for the Kaurna people and that we respect their spiritual relationship with their Country. We also acknowledge the Kaurna people as the traditional custodians of the Adelaide region and that their cultural and heritage beliefs are still as important to the living Kaurna people today.

## ROUND 4 - UMPIRE APPRECIATION ROUND



1 MAY 2021  
 Michael Raymond (left) and Joel Degilio (right) pictured at the 2021 Adelaide Footy League Umpire Appreciation Round. Michael has been umpiring with the Adelaide Footy League since 2014, and Joel has been umpiring with the League since 2015. They are great mates and both umpire higher grades of football.

## ROUND 10 - SOCKIT2MND ROUND



19 JUNE 2021  
 Sockit2MND is a fundraising round open to all sporting clubs to join the fight against MND. The round aims to raise funds and awareness of MND by wearing FIGHTMND socks on the dedicated round. Round 10 in 2021 saw our panel, Phil Herden, Tony Neill and Sean Jackson from Between the Posts TV come out and umpire and donate their payments to MND. The guys had a great day out on the park enduring a laugh and pulled muscles were shared by all. The game was between Adelaide University and Sacred Heart Old Collegians. You can see MND round is very close to many of our Clubs' hearts. Players also wear armbands in recognition of those they have lost and those that are currently experiencing the fight.



## ROUND 14 - BREAKTHROUGH MENTAL HEALTH ROUND



Breakthrough Mental Health Research Foundation was not only a Charity of Choice in 2021 but also a significant Major Partner. Our friendship with BMHRF has grown immensely over the past few years and our understanding is clearer how vital it is that we work together to help remove the stigma around mental health conversations.

Congratulations to BMHRF Executive Director John Mannion who was appointed as one of the Mental Health Commissioners for SA in June. We wish John all the best in his additional role.

On Saturday 3 July we watched the Crows play Brisbane and assisted in raising funds with Foodland supporting mental health first aid training in our local community by donating to all goals scored on the day.

Adelaide Footy League’s Breakthrough MHRF Round was held on Saturday 14 August. Our growth in Clubs supporting this round is extraordinary. We are supportive of our Clubs that have embraced Breakthrough MHRF and would like to make a special mention to Scott Charlton and Ryan Rebbeck from Para Hills Footy Club. They have led and supported their Club on the topic of mental health for a few years. Previously they raised more than \$25k to support a piece of research at Flinders University that looks into the role sporting clubs can play in raising mentally fit people. The research program has been named after the Club. Not only has the Club raised money but Scott and Ryan also participated in the Larapinta Trek last year and have formed an amazing bond with the BMHRF team.

Mental illness doesn’t discriminate – and that includes sporting communities. Players, teammates, coaches, support staff and volunteers as well as our friends and family on the sidelines.

Adelaide Footy League is establishing an inaugural Mental Health Program. With the support of founding partners, we can place members of our Clubs into courses to achieve their Mental Health First Aid accreditation.



# ADELAIDE FOOTY LEAGUE LOCAL FOOTY HERO

Thanks to SEN SA 1629 and The Safety Hub for their generous weekly prizes. Each Monday SEN SA Drive with Kymbo and The Rooch spoke with our Club Presidents about their Club Hero.



Bob Miles—Adelaide University FC



John Cousins—Flinders Pk FC



Adrian Watts—Elizabeth FC



Stewart Fincher—Hectorville FC



Travis Mellow—Mawson FC Lakes



Dave Rawson—Modbury FC



Mr Hendry—Kenilworth FC



Neil Rawlings—Gepps Cross FC



Gary Brown—Golden Grove FC



Phil Doyle—Tea Tree Gully FC



**9NEWS**  
9NEWS LIVE CLUB VISITS





# PROUD SUPPORTER OF THE ADELAIDE FOOTY LEAGUE





# MEN'S DIVISION 1

SipnSave



## GRAND FINAL

Prince Alfred OC (13.13-91) d. Payneham NU (8.4-52)

Best on Ground: Jack Trengrove, Prince Alfred OC

Umpires:

Field – Andrew Crosby, Jason Mounce

Boundary – Anthony Brattoli, Peter McMullen,  
Andrew Roberts, Sam Scarman

Goal – Steven Martin, Michael Reid

## LADDER

Club	Played	Win	Loss	Draw	Bye	For	Against	%	Points
Prince Alfred OC	17	15	2	0	0	1855	813	69.53	30
Payneham NU	18	13	5	0	0	1474	1195	55.23	26
Goodwood Saints	17	12	4	1	0	1409	1082	56.56	25
St Peters OC	17	9	8	0	0	1274	1166	52.21	18
Tea Tree Gully	18	9	9	0	0	1298	1349	49.04	18
Rostrevor OC	18	8	10	0	0	1309	1315	49.89	16
Port District	18	7	10	1	0	1026	1358	43.04	15
Brighton Bombers	17	7	10	0	0	1104	1174	48.46	14
Adelaide University	18	6	12	0	0	1011	1611	38.56	12
Unley Mercedes Jets	18	1	17	0	0	1046	1743	37.5	2

## KEITH SIMS OAM MEDAL LEADERBOARD

First Name	Surname	Club	Votes
Jack	Trengrove	Prince Alfred OC	17
Louis	Sharrad	Port District	14
Chad	Schoenmakers	Tea Tree Gully	14
Ben	Adams	Adelaide University	13
Tom	Carter	Goodwood Saints	13
Lachlan	McNamara	Prince Alfred OC	12
Nigel	Osborn	Brighton Bombers	12
Hayden	Jolly	Prince Alfred OC	11
Dylan	Auciello	Payneham NU	11
James	Jordan	Rostrevor OC	9
Kristian	Roocke	Payneham NU	9
Oliver	Clarke	Prince Alfred OC	9
Jock	McLeay	St Peters OC	9
Harrison	Boyle	Brighton Bombers	9
Liam	Davis	Payneham NU	9
Isaac	Hewson	Tea Tree Gully	8
Stefan	Lanzoni	Rostrevor OC	8
Matthew	Stent	Tea Tree Gully	8
Luke	Manuel	Rostrevor OC	8
Ryan	Marini	Adelaide University	8

## LEADING GOAL KICKER LEADERBOARD

First Name	Surname	Club	Votes
Thomas	Bartlett	Prince Alfred OC	17
Jock	McLeay	St Peters OC	14
Tyson	Brazel	Prince Alfred OC	14
Liam	Davis	Payneham NU	13
Peter	Persinos	Tea Tree Gully	13
Stefan	Lanzoni	Rostrevor OC	12
Anthony	Wilson	Payneham NU	12
Jake	Pitt	Prince Alfred OC	11
Nicholas	Murphy	Rostrevor OC	11
Jack	Lewis	Unley Mercedes Jets	9
Brodie	Latham	Tea Tree Gully	9
Nicholas	Burgess	Goodwood Saints	9
James	Batty	Port District	9
Gavin	Shephard	Port District	9
Luke	Manuel	Rostrevor OC	9
Dylan	Pippett	Payneham NU	8
Patrick	Dawson	Rostrevor OC	8
Dylan	Schoenmakers	Tea Tree Gully	8
Shawn	Foster	Unley Mercedes Jets	8
Sam	Laube	Goodwood Saints	8

## MINOR ROUNDS

Round 1	Rostrevor OC	11.13-79	2.6-18	Unley Mercedes Jets	Round 10	Unley Mercedes Jets	10.3-63	14.16-100	Rostrevor OC
	St Peter's OC	10.8-68	7.7-49	Adelaide University		Adelaide University	13.8-86	7.5-47	St Peter's OC
	Port District	3.6-24	9.20-74	Prince Alfred OC		Prince Alfred OC	22.19-151	1.5-11	Port District
	Brighton Bombers	9.6-60	11.6-72	Goodwood Saints		Goodwood Saints	5.12-42	4.14-38	Brighton Bombers
	Payneham NU	8.14-62	10.8-68	Tea Tree Gully		Tea Tree Gully	5.15-45	8.14-62	Payneham NU
Round 2	Adelaide University	11.9-75	15.10-100	Rostrevor OC	Round 11	Rostrevor OC	15.12-102	4.10-34	Adelaide University
	Prince Alfred OC	15.11-101	8.4-52	St Peter's OC		St Peter's OC	2.10-22	10.19-79	Prince Alfred OC
	Goodwood Saints	8.11-59	5.12-42	Port District		Port District	8.9-57	8.9-57	Goodwood Saints
	Tea Tree Gully	12.7-79	16.18-114	Brighton Bombers		Brighton Bombers	6.6-42	9.11-65	Tea Tree Gully
	Unley Mercedes Jets	8.8-56	13.13-91	Payneham NU		Payneham NU	16.19-115	8.10-58	Unley Mercedes Jets
Round 3	Rostrevor OC	11.6-72	11.15-81	Prince Alfred OC	Round 12	Prince Alfred OC	11.11-77	3.9-27	Rostrevor OC
	St Peter's OC	13.10-88	13.8-86	Goodwood Saints		Goodwood Saints	11.14-80	4.9-33	St Peter's OC
	Port District	12.14-86	9.11-65	Tea Tree Gully		Tea Tree Gully	11.7-73	5.9-39	Port District
	Brighton Bombers	7.12-54	11.13-79	Payneham NU		Payneham NU	12.5-77	5.8-38	Brighton Bombers
	Adelaide University	11.16-82	6.5-41	Unley Mercedes Jets		Unley Mercedes Jets	8.9-57	10.9-69	Adelaide University
Round 4	Goodwood Saints	14.13-97	12.11-83	Rostrevor OC	Round 13	Rostrevor OC	10.13-73	8.10-58	Goodwood Saints
	Tea Tree Gully	8.17-65	14.12-96	St Peter's OC		St Peter's OC	12.8-80	10.9-69	Tea Tree Gully
	Payneham NU	18.9-117	6.9-45	Port District		Port District	8.3-51	17.9-111	Payneham NU
	Unley Mercedes Jets	11.2-68	11.15-81	Brighton Bombers		Brighton Bombers	16.15-111	11.5-71	Unley Mercedes Jets
	Prince Alfred OC	27.20-182	3.4-22	Adelaide University		Adelaide University	6.6-42	24.14-158	Prince Alfred OC
Round 5	Rostrevor OC	9.13-67	13.11-89	Tea Tree Gully	Round 14	Rostrevor OC	7.13-55	11.13-79	Payneham NU
	St Peter's OC	18.10-118	6.12-48	Payneham NU		Unley Mercedes Jets	5.4-34	8.5-53	Port District
	Port District	6.10-46	8.4-52	Brighton Bombers		Adelaide University	7.9-51	9.10-64	Tea Tree Gully
	Adelaide University	4.16-40	11.10-76	Goodwood Saints		St Peter's OC	No Score	(Cancelled)	Brighton Bombers
	Unley Mercedes Jets	8.4-52	15.16-106	Prince Alfred OC		Prince Alfred OC	No Score	(Cancelled)	Goodwood Saints
Round 6	Payneham NU	7.6-48	12.12-84	Rostrevor OC	Round 15	Rostrevor OC	12.11-83	13.9-87	Port District
	Brighton Bombers	10.7-67	7.8-50	St Peter's OC		Unley Mercedes Jets	4.10-34	14.16-100	St Peter's OC
	Port District	9.15-69	10.8-68	Unley Mercedes Jets		Adelaide University	4.16-40	8.12-60	Brighton Bombers
	Tea Tree Gully	16.7-103	10.15-75	Adelaide University		Prince Alfred OC	18.11-119	8.6-54	Payneham NU
	Goodwood Saints	13.7-85	11.12-78	Prince Alfred OC		Goodwood Saints	17.17-119	9.7-61	Tea Tree Gully
Round 7	Rostrevor OC	16.5-101	10.16-76	Brighton Bombers	Round 16	St Peter's OC	21.12-138	4.7-31	Rostrevor OC
	St Peter's OC	11.13-79	12.14-86	Port District		Port District	10.9-69	11.9-75	Adelaide University
	Adelaide University	10.6-66	18.12-120	Payneham NU		Brighton Bombers	7.3-45	19.12-126	Prince Alfred OC
	Prince Alfred OC	16.15-111	6.8-44	Tea Tree Gully		Payneham NU	4.14-38	12.15-87	Goodwood Saints
	Unley Mercedes Jets	19.8-122	16.15-111	Goodwood Saints		Tea Tree Gully	19.17-131	8.9-57	Unley Mercedes Jets
Round 8	Port District	11.7-73	9.8-62	Rostrevor OC	Round 17	Tea Tree Gully	11.7-73	6.16-52	Rostrevor OC
	St Peter's OC	16.14-110	12.5-77	Unley Mercedes Jets		Payneham NU	9.18-72	8.7-55	St Peter's OC
	Brighton Bombers	8.9-57	8.15-63	Adelaide University		Brighton Bombers	8.4-52	9.9-63	Port District
	Payneham NU	15.12-102	15.9-99	Prince Alfred OC		Goodwood Saints	21.24-150	5.9-39	Adelaide University
	Tea Tree Gully	9.6-60	10.4-64	Goodwood Saints		Prince Alfred OC	21.10-136	6.6-42	Unley Mercedes Jets
Round 9	Rostrevor OC	10.14-74	8.8-56	St Peter's OC	Round 18	Brighton Bombers	13.15-93	9.10-64	Rostrevor OC
	Adelaide University	9.10-64	9.9-63	Port District		Port District	9.8-62	11.16-82	St Peter's OC
	Prince Alfred OC	10.8-68	9.10-64	Brighton Bombers		Payneham NU	14.10-94	5.9-39	Adelaide University
	Goodwood Saints	8.10-58	16.9-105	Payneham NU		Tea Tree Gully	7.11-53	16.13-109	Prince Alfred OC
	Unley Mercedes Jets	9.9-63	12.19-91	Tea Tree Gully		Goodwood Saints	15.18-108	10.5-65	Unley Mercedes Jets

## MAJOR ROUNDS

### Preliminary Final

Payneham NU	7.12-54	6.8-44	Goodwood Saints
-------------	---------	--------	-----------------

### Preliminary Final

Prince Alfred OC	18.18-126	8.4-52	St Peter's OC
------------------	-----------	--------	---------------

### Grand Final

Prince Alfred OC	13.13-91	8.4-52	Payneham NU
------------------	----------	--------	-------------

# MEN'S DIVISION 1 RESERVES

SipnSave



## GRAND FINAL

Goodwood Saints (7.7-49) d. Payneham NU (6.6-42)

Best on Ground: James Lakin, Goodwood Saints

Umpires:

Field – David Aylward, Patrick Lally

Boundary – Tyson Smith, Archer Wilson

Goal – Flynn Hall, Samuel Turner

## LADDER

Club	Played	Win	Loss	Draw	Bye	For	Against	%	Points
Brighton Bombers	17	16	1	0	0	1299	639	67.03	32
Goodwood Saints	17	14	3	0	0	1501	539	73.58	28
St Peters OC	17	14	3	0	0	1489	689	68.37	28
Payneham NU	18	11	7	0	0	1189	896	57.03	22
Prince Alfred OC	17	9	8	0	0	1033	747	58.03	18
Port District	18	9	9	0	0	1267	1074	54.12	18
Rostrevor OC	18	9	9	0	0	1057	1031	50.62	18
Tea Tree Gully	18	4	14	0	0	616	1315	31.9	8
Adelaide University	18	1	17	0	0	648	1745	27.08	2
Unley Mercedes Jets	18	1	17	0	0	469	1893	19.86	2

## EA DAVOREN MEDAL LEADERBOARD

First Name	Surname	Club	Votes
James	Lakin	Goodwood Saints	14
John	McPherson	Brighton Bombers	13
Kuiam	Gibuma	Port District	13
Lucas	Antoniadis	Adelaide University	13
Mitchell	Larsson	Prince Alfred OC	12
Wil	Irwin	St Peters OC	11
Jonah	Duperouzel	Rostrevor OC	11
Darcy	Boyanton	Brighton Bombers	11
Thomas	Altomare	Payneham NU	10
Joshua	Perks	Prince Alfred OC	10
Thomas	McCormack	Rostrevor OC	10
Josh	Turner	Port District	9
Jarryd	Brown	Brighton Bombers	8
Lachlan	Webb	Payneham NU	8
Brad	James	Payneham NU	8
Ben	Macreadie	Goodwood Saints	7
Jordan	Neal	Prince Alfred OC	7
Jordan	McKinnon	Port District	7
Jordan	Lockwood	St Peters OC	7
Samuel	Dubois	Rostrevor OC	6

## LEADING GOAL KICKER LEADERBOARD

First Name	Surname	Club	Votes
Thomas	McCormack	Rostrevor OC	44
John	McPherson	Brighton Bombers	37
Wil	Irwin	St Peters OC	34
Major	Lienert	Port District	29
Nick	Karagich	Rostrevor OC	24
Nicholas	Michaels	St Peters OC	22
Ryan	Obst	St Peters OC	22
Alex	Schiller	Goodwood Saints	21
John	Noonan	Adelaide University	21
Luke	Bartlett	Prince Alfred OC	21
Heath	Pocock	Port District	21
Strato	Agorastos	Payneham NU	19
Benjamin	Beswick	Port District	18
William	Clarke	Goodwood Saints	18
Max	Wagner	Payneham NU	17
Addison	Burns	Goodwood Saints	17
Charlie	Dowling	St Peters OC	16
Christopher	Short	Prince Alfred OC	16
Vince	Fratamico	Port District	16
Dylan	Van Driel Darley	Goodwood Saints	16



## MINOR ROUNDS

Round 1	Rostrevor OC	14.12-96	2.4-16	Unley Mercedes Jets	Round 10	Unley Mercedes Jets	4.10-34	11.15-81	Rostrevor OC
	St Peter's OC	16.11-107	3.3-21	Adelaide University		Adelaide University	6.4-40	15.15-105	St Peter's OC
	Port District	8.8-56	2.6-18	Prince Alfred OC		Prince Alfred OC	6.11-47	6.6-42	Port District
	Brighton Bombers	10.8-68	6.8-44	Goodwood Saints		Goodwood Saints	9.10-64	4.6-30	Brighton Bombers
	Payneham NU	5.18-48	2.4-16	Tea Tree Gully		Tea Tree Gully	4.2-26	10.8-68	Payneham NU
Round 2	Adelaide University	3.5-23	13.13-91	Rostrevor OC	Round 11	Rostrevor OC	11.12-78	8.3-51	Adelaide University
	Prince Alfred OC	11.8-74	5.3-33	St Peter's OC		St Peter's OC	9.7-61	5.8-38	Prince Alfred OC
	Goodwood Saints	12.10-82	6.5-41	Port District		Port District	5.5-35	14.10-94	Goodwood Saints
	Tea Tree Gully	7.5-47	9.9-63	Brighton Bombers		Brighton Bombers	11.16-82	3.3-21	Tea Tree Gully
	Unley Mercedes Jets	6.11-47	15.6-96	Payneham NU		Payneham NU	17.5-107	0.5-5	Unley Mercedes Jets
Round 3	Rostrevor OC	6.6-42	9.10-64	Prince Alfred OC	Round 12	Prince Alfred OC	6.10-46	8.4-52	Rostrevor OC
	St Peter's OC	9.9-63	7.10-52	Goodwood Saints		Goodwood Saints	9.9-63	2.9-21	St Peter's OC
	Port District	13.16-94	3.1-19	Tea Tree Gully		Tea Tree Gully	3.9-27	9.6-60	Port District
	Brighton Bombers	7.3-45	4.8-32	Payneham NU		Payneham NU	3.4-22	8.8-56	Brighton Bombers
	Adelaide University	12.6-78	8.2-50	Unley Mercedes Jets		Unley Mercedes Jets	12.13-85	7.12-54	Adelaide University
Round 4	Goodwood Saints	11.11-77	5.6-36	Rostrevor OC	Round 13	Rostrevor OC	2.4-16	15.14-104	Goodwood Saints
	Tea Tree Gully	5.6-36	15.12-102	St Peter's OC		St Peter's OC	22.12-144	4.5-29	Tea Tree Gully
	Payneham NU	8.15-63	9.6-60	Port District		Port District	17.6-108	11.11-77	Payneham NU
	Unley Mercedes Jets	2.5-17	14.13-97	Brighton Bombers		Brighton Bombers	19.17-131	1.1-7	Unley Mercedes Jets
	Prince Alfred OC	8.3-51	6.4-40	Adelaide University		Adelaide University	5.3-33	15.13-103	Prince Alfred OC
Round 5	Rostrevor OC	12.12-84	3.3-21	Tea Tree Gully	Round 14	Rostrevor OC	5.6-36	7.10-52	Payneham NU
	St Peter's OC	10.6-66	7.3-45	Payneham NU		Unley Mercedes Jets	4.4-28	19.11-125	Port District
	Port District	6.5-41	17.11-113	Brighton Bombers		Adelaide University	5.10-40	7.7-49	Tea Tree Gully
	Adelaide University	2.4-16	20.14-134	Goodwood Saints		St Peter's OC	No Score	(Cancelled)	Brighton Bombers
	Unley Mercedes Jets	2.2-14	12.18-90	Prince Alfred OC		Prince Alfred OC	No Score	(Cancelled)	Goodwood Saints
Round 6	Payneham NU	9.4-58	12.5-77	Rostrevor OC	Round 15	Rostrevor OC	14.4-88	4.9-33	Port District
	Brighton Bombers	12.4-76	8.6-54	St Peter's OC		Unley Mercedes Jets	3.2-20	24.20-164	St Peter's OC
	Port District	14.17-101	5.8-38	Unley Mercedes Jets		Adelaide University	4.6-30	14.13-97	Brighton Bombers
	Tea Tree Gully	8.7-55	6.5-41	Adelaide University		Prince Alfred OC	7.7-49	7.11-53	Payneham NU
	Goodwood Saints	8.9-57	5.4-34	Prince Alfred OC		Goodwood Saints	18.13-121	3.1-19	Tea Tree Gully
Round 7	Rostrevor OC	9.9-63	10.4-64	Brighton Bombers	Round 16	St Peter's OC	14.2-86	3.12-30	Rostrevor OC
	St Peter's OC	17.12-114	3.5-23	Port District		Port District	20.19-139	6.2-38	Adelaide University
	Adelaide University	6.7-43	15.14-104	Payneham NU		Brighton Bombers	8.9-57	7.8-50	Prince Alfred OC
	Prince Alfred OC	10.10-70	4.11-35	Tea Tree Gully		Payneham NU	9.7-61	8.6-54	Goodwood Saints
	Unley Mercedes Jets	1.1-7	18.15-123	Goodwood Saints		Tea Tree Gully	12.9-81	4.5-29	Unley Mercedes Jets
Round 8	Port District	15.10-100	4.6-30	Rostrevor OC	Round 17	Tea Tree Gully	8.2-50	13.4-82	Rostrevor OC
	St Peter's OC	24.16-160	0.4-4	Unley Mercedes Jets		Payneham NU	6.8-44	7.5-47	St Peter's OC
	Brighton Bombers	18.11-119	1.1-7	Adelaide University		Brighton Bombers	10.14-74	7.7-49	Port District
	Payneham NU	11.7-73	9.6-60	Prince Alfred OC		Goodwood Saints	21.15-141	2.2-14	Adelaide University
	Tea Tree Gully	2.1-13	13.10-88	Goodwood Saints		Prince Alfred OC	19.20-134	1.2-8	Unley Mercedes Jets
Round 9	Rostrevor OC	4.5-29	13.11-89	St Peter's OC	Round 18	Brighton Bombers	9.9-63	6.10-46	Rostrevor OC
	Adelaide University	7.9-51	15.5-95	Port District		Port District	10.5-65	11.7-73	St Peter's OC
	Prince Alfred OC	6.9-45	9.10-64	Brighton Bombers		Payneham NU	22.10-142	4.4-28	Adelaide University
	Goodwood Saints	10.13-73	6.8-44	Payneham NU		Tea Tree Gully	4.3-27	8.12-60	Prince Alfred OC
	Unley Mercedes Jets	5.9-39	7.3-45	Tea Tree Gully		Goodwood Saints	20.10-130	3.3-21	Unley Mercedes Jets

## MAJOR ROUNDS

### Preliminary Final

Goodwood Saints	8.11-59	5.10-40	St Peter's OC
-----------------	---------	---------	---------------

### Preliminary Final

Brighton Bombers	7.8-50	7.9-51	Payneham NU
------------------	--------	--------	-------------

### Grand Final

Payneham NU	6.6-42	7.7-49	Goodwood Saints
-------------	--------	--------	-----------------

# MEN'S DIVISION 2



## GRAND FINAL

Old Ignatians (12.9-81) d. Glenunga (7.5-47)

Best on Ground: Cameron Ortlepp, Old Ignatians

Umpires:

Field – Stefan Cederblad, Matt Harris

Boundary – Mackinnon Cargin-Rowe, Josh Forner, James Haskard, Andrew Jenke

Goal – Nic Rogers, Domenic Spano

## LADDER

Club	Played	Win	Loss	Draw	Bye	For	Against	%	Points
Glenunga	18	16	2	0	0	1399	950	59.56	32
PHOS Camden	18	12	6	0	0	1325	1227	51.92	24
Old Ignatians	18	11	7	0	0	1467	1279	53.42	22
Sacred Heart OC	18	11	7	0	0	1283	1235	50.95	22
Henley	18	9	8	1	0	1216	1271	48.89	19
Broadview	18	7	10	1	0	1315	1439	47.75	15
Salisbury North	18	7	11	0	0	1398	1421	49.59	14
Athelstone	18	6	12	0	0	1197	1321	47.54	12
Scotch OC	18	6	12	0	0	1250	1424	46.75	12
Seaton Ramblers	18	4	14	0	0	1212	1495	44.77	8

## FA BLOCH MEDAL LEADERBOARD

First Name	Surname	Club	Votes
Henry	Papatolis	PHOS Camden	35
Alex	Haren	Glenunga	21
Jay	O'Leary	Broadview	21
Callum	Hay	Salisbury North	16
Paul	Dreimann	Salisbury North	14
Michael	McMahon	Glenunga	14
William	Abbott	Old Ignatians	13
Peter	Rolfe	Scotch OC	13
Max	Marslen	Scotch OC	11
James	Wundke	Glenunga	11
Harris	Jessen	Henley	11
Josh	Koster	Sacred Heart OC	10
Shaun	Tapp	Sacred Heart OC	10
Domenico	Costanzo	Salisbury North	10
Patrick	Sinor	Henley	9
Samuel	Daniele	Athelstone	8
Jack	Enright	Henley	8
Sam	Boots	Old Ignatians	8
Hamish	Dunkin	Sacred Heart OC	8
Oscar	Lovelock	Sacred Heart OC	7

## LEADING GOAL KICKER LEADERBOARD

First Name	Surname	Club	Goals
Brett	Harland	Seaton Ramblers	65
Max	Marslen	Scotch OC	50
Michael	McMahon	Glenunga	40
Thomas	Pillion	Henley	34
Jake	Wagner	Salisbury North	34
Noah	Hannagan	Seaton Ramblers	30
Jackson	Smith	Henley	28
Henry	McAuliffe	Sacred Heart OC	28
Sean	King	Scotch OC	26
Luke	Rander	Athelstone	26
Joshua	Sheppard	Broadview	26
Alexander	Davies	Athelstone	24
Mackenzie	Nield	PHOS Camden	24
Cameron	Ortlepp	Old Ignatians	22
Jack	McCafferty	Salisbury North	20
Cameron	McPherson	Old Ignatians	19
Ben	Wiles	Salisbury North	19
Oscar	Lovelock	Sacred Heart OC	18
Bryn	Carmody	Sacred Heart OC	18
Peter	Rolfe	Scotch OC	18

## MINOR ROUNDS

Round 1	Seaton Ramblers	6.9-45	15.13-103	Glenunga	Round 10	Glenunga	7.9-51	2.16-28	Seaton Ramblers
	PHOS Camden	10.9-69	8.9-57	Sacred Heart OC		Sacred Heart OC	13.9-87	12.7-79	PHOS Camden
	Broadview	10.11-71	7.8-50	Salisbury North		Salisbury North	19.14-128	7.2-44	Broadview
	Henley	11.9-75	9.11-65	Old Ignatians		Old Ignatians	17.9-111	9.7-61	Henley
	Scotch OC	5.9-39	11.10-76	Athelstone		Athelstone	7.16-58	6.9-45	Scotch OC
Round 2	Sacred Heart OC	9.6-60	8.5-53	Seaton Ramblers	Round 11	Seaton Ramblers	9.8-62	8.12-60	Sacred Heart OC
	Salisbury North	9.9-63	13.10-88	PHOS Camden		PHOS Camden	8.7-55	5.7-37	Salisbury North
	Old Ignatians	13.10-88	10.16-76	Broadview		Broadview	19.9-123	10.9-69	Old Ignatians
	Henley	13.14-92	4.8-32	Athelstone		Athelstone	9.8-62	6.4-40	Henley
	Glenunga	9.13-67	6.12-48	Scotch OC		Scotch OC	10.7-67	12.10-82	Glenunga
Round 3	Seaton Ramblers	11.12-78	13.8-86	Salisbury North	Round 12	Salisbury North	14.11-95	12.8-80	Seaton Ramblers
	PHOS Camden	15.16-106	12.15-87	Old Ignatians		Old Ignatians	7.14-56	8.13-61	PHOS Camden
	Broadview	17.10-112	4.20-44	Athelstone		Athelstone	8.10-58	9.12-66	Broadview
	Henley	17.10-112	10.8-68	Scotch OC		Scotch OC	14.7-91	8.12-60	Henley
	Sacred Heart OC	5.5-35	16.13-109	Glenunga		Glenunga	7.10-52	5.9-39	Sacred Heart OC
Round 4	Old Ignatians	16.15-111	10.7-67	Seaton Ramblers	Round 13	Seaton Ramblers	11.10-76	13.8-86	Old Ignatians
	PHOS Camden	9.20-74	7.9-51	Athelstone		Athelstone	10.12-72	15.10-100	PHOS Camden
	Scotch OC	8.10-58	12.15-87	Broadview		Broadview	12.12-84	15.7-97	Scotch OC
	Glenunga	13.11-89	7.9-51	Henley		Henley	5.5-35	13.6-84	Glenunga
	Salisbury North	13.17-95	15.9-99	Sacred Heart OC		Sacred Heart OC	15.12-102	13.10-88	Salisbury North
Round 5	Seaton Ramblers	9.8-62	21.7-133	Athelstone	Round 14	Athelstone	10.9-69	7.13-55	Seaton Ramblers
	PHOS Camden	12.16-88	12.11-83	Scotch OC		Scotch OC	9.13-67	8.8-56	PHOS Camden
	Broadview	11.11-77	11.11-77	Henley		Henley	11.10-76	6.7-43	Broadview
	Sacred Heart OC	8.16-64	11.7-73	Old Ignatians		Old Ignatians	5.11-41	9.8-62	Sacred Heart OC
	Glenunga	13.12-90	10.6-66	Salisbury North		Salisbury North	10.9-69	10.16-76	Glenunga
Round 6	Scotch OC	5.10-40	12.20-92	Seaton Ramblers	Round 15	Seaton Ramblers	15.7-97	12.10-82	Broadview
	Henley	9.11-65	6.10-46	PHOS Camden		Glenunga	13.10-88	4.10-34	PHOS Camden
	Broadview	4.7-31	8.8-56	Glenunga		Sacred Heart OC	12.14-86	5.15-45	Henley
	Sacred Heart OC	16.10-106	8.9-57	Athelstone		Salisbury North	14.18-102	11.9-75	Scotch OC
	Old Ignatians	9.20-74	7.11-53	Salisbury North		Athelstone	11.5-71	17.11-113	Old Ignatians
Round 7	Seaton Ramblers	10.7-67	13.7-85	Henley	Round 16	PHOS Camden	12.11-83	7.10-52	Seaton Ramblers
	PHOS Camden	15.11-101	16.6-102	Broadview		Broadview	15.7-97	5.8-38	Sacred Heart OC
	Sacred Heart OC	11.12-78	10.9-69	Scotch OC		Henley	12.13-85	12.12-84	Salisbury North
	Salisbury North	11.11-77	10.12-72	Athelstone		Scotch OC	7.6-48	12.13-85	Old Ignatians
	Glenunga	11.6-72	9.15-69	Old Ignatians		Athelstone	7.11-53	7.15-57	Glenunga
Round 8	Broadview	8.8-56	17.16-118	Seaton Ramblers	Round 17	Seaton Ramblers	8.9-57	19.22-136	Scotch OC
	PHOS Camden	11.12-78	10.11-71	Glenunga		PHOS Camden	8.3-51	8.14-62	Henley
	Henley	6.9-45	8.17-65	Sacred Heart OC		Glenunga	17.7-109	7.11-53	Broadview
	Scotch OC	12.9-81	7.13-55	Salisbury North		Athelstone	8.14-62	9.12-66	Sacred Heart OC
	Old Ignatians	11.13-79	8.5-53	Athelstone		Salisbury North	16.9-105	11.8-74	Old Ignatians
Round 9	Seaton Ramblers	9.12-66	12.7-79	PHOS Camden	Round 18	Henley	11.14-80	8.9-57	Seaton Ramblers
	Sacred Heart OC	15.8-98	7.8-50	Broadview		Broadview	9.7-61	12.5-77	PHOS Camden
	Salisbury North	14.9-93	11.4-70	Henley		Scotch OC	12.17-89	12.9-81	Sacred Heart OC
	Old Ignatians	15.14-104	7.7-49	Scotch OC		Athelstone	16.11-107	7.10-52	Salisbury North
	Glenunga	13.8-86	10.7-67	Athelstone		Old Ignatians	12.10-82	8.9-57	Glenunga

## MAJOR ROUNDS

### Preliminary Final

PHOS Camden	5.8-38	9.15-69	Old Ignatians
-------------	--------	---------	---------------

### Preliminary Final

Glenunga	14.8-92	6.10-46	Sacred Heart OC
----------	---------	---------	-----------------

### Grand Final

Glenunga	7.5-47	12.9-81	Old Ignatians
----------	--------	---------	---------------

# MEN'S DIVISION 2 RESERVES



## GRAND FINAL

Old Ignatians (8.6-54) d. Henley (6.8-44)

Best on Ground: Tom Nieuwerkwek, Old Ignatians

Umpires:

Field – Grantley Byrne, Ignatius Mareolas

Boundary – Ethan Horasio, Joshua Reck

Goal – Alexander Scarman, Ethan Scarman

## LADDER

Club	Played	Win	Loss	Draw	Bye	For	Against	%	Points
Old Ignatians	18	18	0	0	0	1716	556	75.53	36
Henley	18	15	3	0	0	1613	667	70.75	30
PHOS Camden	18	11	7	0	0	1215	1111	52.24	22
Broadview	18	11	7	0	0	1050	977	51.8	22
Sacred Heart OC	18	10	8	0	0	1219	967	55.76	20
Glenunga	18	10	8	0	0	1127	956	54.1	20
Athelstone	18	5	13	0	0	748	1350	35.65	10
Salisbury North	18	4	14	0	0	921	1276	41.92	8
Scotch OC	18	4	14	0	0	787	1443	35.29	8
Seaton Ramblers	18	2	16	0	0	633	1726	26.83	4

## G PALASIS MEDAL LEADERBOARD

First Name	Surname	Club	Votes
Brett	Dobson	Henley	32
Sean	Prochazka	Athelstone	17
Sonny	Greagen	Salisbury North	16
Luke	Paparella	Sacred Heart OC	14
Tom	Butterworth	Glenunga	13
Jordan	Opperman	Glenunga	13
Adam	Valana	Old Ignatians	10
Sam	Whelan	Sacred Heart OC	10
Austinn	Horner	Old Ignatians	9
Nathan	McPherson	Old Ignatians	9
Brayden	Cross	Athelstone	9
Callum	George	Broadview	8
Arthur	James	Broadview	7
Joshua	James	Henley	7
Brandon	Lord	Old Ignatians	7
Tom	Daw	Old Ignatians	7
Logan	McKinnon-Collins	Broadview	7
Jack	Pillion	Henley	7
Clifford	Wilson	Salisbury North	7
Max	Scott	PHOS Camden	6

## LEADING GOAL KICKER LEADERBOARD

First Name	Surname	Club	Goals
Malachai	Ahmatt-Lovett	Henley	49
Nicholas	Fereday	Old Ignatians	35
Jackson	Maguire	PHOS Camden	29
Jackson	Fox	Sacred Heart OC	27
William	Britten-Jones	Old Ignatians	24
Andrew	Camens	Scotch OC	24
Tyson	Wilson	Seaton Ramblers	23
Brandon	Lord	Old Ignatians	23
Austinn	Horner	Old Ignatians	22
Joshua	Warren	Henley	21
Matt	Stones	Salisbury North	21
Joshua	James	Henley	19
Braden	Hart	Broadview	18
Luke	Paparella	Sacred Heart OC	18
Nathan	McPherson	Old Ignatians	17
Jordan	Opperman	Glenunga	17
Cody	Egel	Henley	16
Thomas	Freeman	Scotch OC	16
Brayden	Paddick	Seaton Ramblers	16
Arthur	James	Broadview	16

## MINOR ROUNDS

Round 1	Seaton Ramblers	1.2-8	10.15-75	Glenunga	Round 10	Glenunga	11.9-75	10.2-62	Seaton Ramblers
	PHOS Camden	8.8-56	8.10-58	Sacred Heart OC		Sacred Heart OC	9.9-63	7.10-52	PHOS Camden
	Broadview	6.6-42	9.5-59	Salisbury North		Salisbury North	5.9-39	8.14-62	Broadview
	Henley	5.11-41	7.6-48	Old Ignatians		Old Ignatians	9.18-72	9.4-58	Henley
	Scotch OC	8.11-59	7.10-52	Athelstone		Athelstone	8.12-60	8.10-58	Scotch OC
Round 2	Sacred Heart OC	16.13-109	2.6-18	Seaton Ramblers	Round 11	Seaton Ramblers	3.3-21	15.16-106	Sacred Heart OC
	Salisbury North	10.9-69	11.6-72	PHOS Camden		PHOS Camden	6.11-47	6.10-46	Salisbury North
	Old Ignatians	17.11-113	5.5-35	Broadview		Broadview	4.4-28	6.4-40	Old Ignatians
	Henley	19.12-126	4.3-27	Athelstone		Athelstone	4.1-25	13.12-90	Henley
	Glenunga	19.14-128	4.2-26	Scotch OC		Scotch OC	9.3-57	9.5-59	Glenunga
Round 3	Seaton Ramblers	8.8-56	7.12-54	Salisbury North	Round 12	Salisbury North	16.15-111	5.4-34	Seaton Ramblers
	PHOS Camden	7.15-57	17.6-108	Old Ignatians		Old Ignatians	13.6-84	3.6-24	PHOS Camden
	Broadview	11.13-79	3.3-21	Athelstone		Athelstone	4.10-34	5.5-35	Broadview
	Henley	21.12-138	1.2-8	Scotch OC		Scotch OC	6.7-43	11.11-77	Henley
	Sacred Heart OC	12.17-89	4.9-33	Glenunga		Glenunga	12.6-78	6.5-41	Sacred Heart OC
Round 4	Old Ignatians	15.23-113	0.1-1	Seaton Ramblers	Round 13	Seaton Ramblers	5.1-31	21.13-139	Old Ignatians
	PHOS Camden	13.14-92	6.3-39	Athelstone		Athelstone	11.4-70	10.11-71	PHOS Camden
	Scotch OC	4.6-30	8.8-56	Broadview		Broadview	15.5-95	7.5-47	Scotch OC
	Glenunga	9.3-57	12.4-76	Henley		Henley	14.2-86	6.9-45	Glenunga
	Salisbury North	3.12-30	10.8-68	Sacred Heart OC		Sacred Heart OC	12.8-80	7.9-51	Salisbury North
Round 5	Seaton Ramblers	6.3-39	6.15-51	Athelstone	Round 14	Athelstone	14.11-95	7.6-48	Seaton Ramblers
	PHOS Camden	19.11-125	4.3-27	Scotch OC		Scotch OC	8.6-54	9.12-66	PHOS Camden
	Broadview	6.7-43	11.11-77	Henley		Henley	9.6-60	1.9-15	Broadview
	Sacred Heart OC	2.8-20	15.9-99	Old Ignatians		Old Ignatians	13.10-88	7.7-49	Sacred Heart OC
	Glenunga	13.10-88	4.6-30	Salisbury North		Salisbury North	5.9-39	9.8-62	Glenunga
Round 6	Scotch OC	7.12-54	6.6-42	Seaton Ramblers	Round 15	Seaton Ramblers	6.7-43	18.16-124	Broadview
	Henley	10.10-70	11.8-74	PHOS Camden		Glenunga	9.10-64	11.6-72	PHOS Camden
	Broadview	12.11-83	6.6-42	Glenunga		Sacred Heart OC	6.14-50	8.12-60	Henley
	Sacred Heart OC	13.22-100	5.2-32	Athelstone		Salisbury North	9.6-60	10.8-68	Scotch OC
	Old Ignatians	20.10-130	8.4-52	Salisbury North		Athelstone	1.3-9	17.11-113	Old Ignatians
Round 7	Seaton Ramblers	2.2-14	22.16-148	Henley	Round 16	PHOS Camden	17.11-113	6.8-44	Seaton Ramblers
	PHOS Camden	9.9-63	10.11-71	Broadview		Broadview	10.7-67	9.11-65	Sacred Heart OC
	Sacred Heart OC	10.5-65	9.12-66	Scotch OC		Henley	16.15-111	5.5-35	Salisbury North
	Salisbury North	15.14-104	2.6-18	Athelstone		Scotch OC	4.2-26	11.23-89	Old Ignatians
	Glenunga	4.3-27	14.10-94	Old Ignatians		Athelstone	6.6-42	9.12-66	Glenunga
Round 8	Broadview	11.7-73	3.12-30	Seaton Ramblers	Round 17	Seaton Ramblers	11.17-83	10.3-63	Scotch OC
	PHOS Camden	10.9-69	7.9-51	Glenunga		PHOS Camden	4.10-34	10.8-68	Henley
	Henley	14.18-102	4.3-27	Sacred Heart OC		Glenunga	9.15-69	1.8-14	Broadview
	Scotch OC	3.17-35	10.9-69	Salisbury North		Athelstone	6.5-41	4.11-35	Sacred Heart OC
	Old Ignatians	20.14-134	2.1-13	Athelstone		Salisbury North	2.2-14	19.13-127	Old Ignatians
Round 9	Seaton Ramblers	6.6-42	11.12-78	PHOS Camden	Round 18	Henley	22.13-145	2.5-17	Seaton Ramblers
	Sacred Heart OC	15.5-95	6.9-45	Broadview		Broadview	13.5-83	7.8-50	PHOS Camden
	Salisbury North	5.3-33	11.14-80	Henley		Scotch OC	4.4-28	14.15-99	Sacred Heart OC
	Old Ignatians	11.14-80	6.2-38	Scotch OC		Athelstone	14.12-96	3.8-26	Salisbury North
	Glenunga	11.9-75	3.5-23	Athelstone		Old Ignatians	6.9-45	5.3-33	Glenunga

## MAJOR ROUNDS

### Preliminary Final

Henley	9.12-66	6.5-41	PHOS Camden
--------	---------	--------	-------------

### Preliminary Final

Old Ignatians	15.14-104	5.0-30	Broadview
---------------	-----------	--------	-----------

### Grand Final

Old Ignatians	8.6-54	6.8-44	Henley
---------------	--------	--------	--------

# MEN'S DIVISION 3



## GRAND FINAL

North Haven (13.10-88) d. Gaza (9.13-67)

Best on Ground: Brett Pederson, North Haven

Umpires:

Field – Marek Carls, Paul Smitheram

Boundary – Michael Duffett, Tyson Hartmann

Goal – Chris Adey, Jason Rigg

## LADDER

Club	Played	Win	Loss	Draw	Bye	For	Against	%	Points
North Haven	18	16	2	0	0	1943	988	66.29	32
Golden Grove	18	15	3	0	0	2010	1124	64.14	30
Gaza	18	12	6	0	0	1844	1172	61.14	24
Flinders Park	18	12	6	0	0	1812	1263	58.93	24
Modbury	18	11	7	0	0	1878	1172	61.57	22
Edwardstown	18	8	10	0	0	1491	1546	49.09	16
CBC Old Collegians	18	6	12	0	0	1309	1582	45.28	12
Westminster OS	18	5	13	0	0	1532	1617	48.65	10
Plympton	18	5	13	0	0	1441	1676	46.23	10
Portland	18	0	18	0	0	468	3588	11.54	0

## DG MCKAY MEDAL LEADERBOARD

First Name	Surname	Club	Votes
Mark	Rowe	North Haven	31
Jake	Pitman	Golden Grove	23
Bradley	Vassal	Modbury	18
Ryan	Mcinerney	North Haven	17
Timothy	Davey	Modbury	16
Stephen	Tahana	Gaza	15
Daniel	Blythe	Flinders Park	14
Daniel	Kaipara	Modbury	13
Kurtis	Phillips	North Haven	12
James	Schwarz	Flinders Park	12
Shane	Walker	Golden Grove	11
Scott	Lewis	Gaza	11
Damon	Hill	Gaza	11
Lonnie	Hampton	Plympton	9
Ross	Merrett	North Haven	9
Jack	Horgan	Edwardstown	9
Dakota	Nixon	Flinders Park	9
George	Cornish	Edwardstown	9
Matthew	Raymond	CBC Old Collegians	8
Bryce	Denham	Gaza	8

## LEADING GOAL KICKER LEADERBOARD

First Name	Surname	Club	Goals
Jack	Foster	North Haven	65
Daniel	Kaipara	Modbury	55
Michael	Walters	Golden Grove	53
Liam	Verity	Modbury	53
Jackson	Elmes	Gaza	51
Aaron	Fielke	Westminster OS	50
Thomas	Sandercock	North Haven	45
Michael	Gabrielli	CBC Old Collegians	43
Brayden	Shaw	Golden Grove	42
George	Cornish	Edwardstown	40
Daniel	Blythe	Flinders Park	40
Riley	Wilsdon	Westminster OS	39
Cameron	Miller	Flinders Park	39
Todd	Culley	Gaza	34
Benjamin	Beioley	Gaza	32
Jack	Donkersley	Plympton	32
Dan	Horsnell	Modbury	31
Andrew	Hyland	Edwardstown	30
Jake	Seadon	Plympton	28
Joshua	Holliday	Edwardstown	28

## MINOR ROUNDS

Round 1	Gaza	9.18-72	11.9-75	Golden Grove	Round 10	Golden Grove	17.16-118	14.5-89	Gaza
	Flinders Park	34.29-233	2.2-14	Portland		Portland	1.4-10	26.16-172	Flinders Park
	Edwardstown	14.5-89	12.15-87	Modbury		Modbury	17.8-110	5.8-38	Edwardstown
	North Haven	22.16-148	8.8-56	CBC Old Collegians		CBC Old Collegians	8.14-62	2.11-23	North Haven
	Plympton	9.13-67	14.11-95	Westminster OS		Westminster OS	12.9-81	11.3-69	Plympton
Round 2	Portland	2.2-14	31.21-207	Gaza	Round 11	Gaza	35.14-224	0.5-5	Portland
	Modbury	7.10-52	12.11-83	Flinders Park		Flinders Park	9.8-62	12.11-83	Modbury
	CBC Old Collegians	6.10-46	12.10-82	Edwardstown		Edwardstown	8.7-55	10.9-69	CBC Old Collegians
	Westminster OS	11.8-74	20.13-133	North Haven		North Haven	10.13-73	5.3-33	Westminster OS
	Golden Grove	14.16-100	9.11-65	Plympton		Plympton	10.8-68	18.11-119	Golden Grove
Round 3	Gaza	10.13-73	12.11-83	Modbury	Round 12	Modbury	10.7-67	12.20-92	Gaza
	Flinders Park	18.11-119	7.12-54	CBC Old Collegians		CBC Old Collegians	9.11-65	10.13-73	Flinders Park
	Edwardstown	11.12-78	10.13-73	Westminster OS		Westminster OS	9.4-58	13.5-83	Edwardstown
	North Haven	23.11-149	3.5-23	Plympton		Plympton	12.8-80	16.19-115	North Haven
	Portland	4.8-32	31.17-203	Golden Grove		Golden Grove	29.16-190	4.2-26	Portland
Round 4	CBC Old Collegians	10.9-69	15.18-108	Gaza	Round 13	Gaza	16.8-104	8.9-57	CBC Old Collegians
	Westminster OS	8.15-63	13.16-94	Flinders Park		Flinders Park	13.12-90	10.8-68	Westminster OS
	Plympton	11.8-74	16.15-111	Edwardstown		Edwardstown	10.24-84	12.4-76	Plympton
	Golden Grove	17.10-112	9.9-63	North Haven		North Haven	12.22-94	9.3-57	Golden Grove
	Modbury	38.20-248	3.4-22	Portland		Portland	2.4-16	45.13-283	Modbury
Round 5	Gaza	21.26-152	6.2-38	Westminster OS	Round 14	Westminster OS	10.16-76	11.18-84	Gaza
	Flinders Park	23.13-151	10.6-66	Plympton		Plympton	5.5-35	16.12-108	Flinders Park
	Edwardstown	11.8-74	20.10-130	North Haven		North Haven	13.7-85	4.8-32	Edwardstown
	Portland	6.6-42	17.22-124	CBC Old Collegians		CBC Old Collegians	28.17-185	5.5-35	Portland
	Golden Grove	15.15-105	11.9-75	Modbury		Modbury	6.13-49	4.7-31	Golden Grove
Round 6	Plympton	12.19-91	11.14-80	Gaza	Round 15	Gaza	12.14-86	7.16-58	Edwardstown
	North Haven	12.8-80	6.8-44	Flinders Park		Golden Grove	17.13-115	10.4-64	Flinders Park
	Edwardstown	10.9-69	11.9-75	Golden Grove		Portland	6.1-37	33.21-219	North Haven
	Westminster OS	29.18-192	3.6-24	Portland		Modbury	16.7-103	6.2-38	Plympton
	CBC Old Collegians	6.10-46	14.9-93	Modbury		CBC Old Collegians	17.12-114	13.3-81	Westminster OS
Round 7	Gaza	9.9-63	12.10-82	North Haven	Round 16	Flinders Park	12.9-81	13.11-89	Gaza
	Flinders Park	13.11-89	12.7-79	Edwardstown		Edwardstown	29.15-189	9.4-58	Portland
	Portland	5.7-37	23.19-157	Plympton		North Haven	16.9-105	13.7-85	Modbury
	Modbury	18.6-114	7.13-55	Westminster OS		Plympton	12.3-75	8.10-58	CBC Old Collegians
	Golden Grove	22.14-146	3.3-21	CBC Old Collegians		Westminster OS	12.12-84	17.14-116	Golden Grove
Round 8	Edwardstown	8.10-58	19.10-124	Gaza	Round 17	Gaza	13.11-89	8.5-53	Plympton
	Flinders Park	11.13-79	11.10-76	Golden Grove		Flinders Park	7.19-61	21.14-140	North Haven
	North Haven	22.17-149	0.7-7	Portland		Golden Grove	18.15-123	10.10-70	Edwardstown
	Plympton	14.12-96	10.13-73	Modbury		Portland	1.3-9	33.19-217	Westminster OS
	Westminster OS	17.10-112	11.15-81	CBC Old Collegians		Modbury	15.5-95	10.10-70	CBC Old Collegians
Round 9	Gaza	12.11-83	8.16-64	Flinders Park	Round 18	North Haven	11.17-83	3.7-25	Gaza
	Portland	5.8-38	22.19-151	Edwardstown		Edwardstown	14.7-91	22.13-145	Flinders Park
	Modbury	8.15-63	10.12-72	North Haven		Plympton	39.11-245	5.12-42	Portland
	CBC Old Collegians	12.9-81	9.9-63	Plympton		Westminster OS	12.7-79	17.13-115	Modbury
	Golden Grove	18.13-121	8.5-53	Westminster OS		CBC Old Collegians	8.3-51	19.14-128	Golden Grove

## MAJOR ROUNDS

### Preliminary Final

Golden Grove	10.11-71	14.10-94	Gaza
--------------	----------	----------	------

### Preliminary Final

North Haven	7.17-59	8.9-57	Flinders Park
-------------	---------	--------	---------------

### Grand Final

North Haven	13.10-88	9.13-67	Gaza
-------------	----------	---------	------

# MEN'S DIVISION 3 RESERVES



## GRAND FINAL

Golden Grove (7.9-51) d. Flinders Park (5.5-35)

Best on Ground: Daniel Lepka, Golden Grove

Umpires:

Field – Greg Franks, Ron Murch

Boundary – Brodie Harrigan, Xavier O'Toole

Goal – John Biggs, Daniel Harrold

## LADDER

Club	Played	Win	Loss	Draw	Bye	For	Against	%	Points
Golden Grove	18	18	0	0	0	2266	361	86.26	36
Flinders Park	18	15	3	0	0	1978	537	78.65	30
Plympton	18	13	5	0	0	1565	733	68.1	26
Modbury	18	11	7	0	0	1651	913	64.39	22
Edwardstown	18	10	8	0	0	1444	959	60.09	20
Westminster OS	18	9	9	0	0	1084	1113	49.34	18
North Haven	18	8	10	0	0	1129	1325	46.01	16
Gaza	18	3	15	0	0	941	1363	40.84	6
CBC Old Collegians	18	3	15	0	0	797	2041	28.08	6
Portland	18	0	18	0	0	116	3626	3.1	0

## GS HEARD MEDAL LEADERBOARD

First Name	Surname	Club	Votes
Alex	Stearne	Flinders Park	22
Jason	Stott	Flinders Park	18
Shane	Scudds	Golden Grove	17
Joel	Horskins	Golden Grove	17
Michael	Sara	Edwardstown	14
Max	Kozlik	Golden Grove	14
Stefan	Cochrane	North Haven	13
Chris	Presser	Plympton	13
Jake	Buckerfield	Modbury	11
Jackson	Lynch	Modbury	11
Joel	Vaneveld	Modbury	10
Luke	Ayling	Plympton	10
Brad	Morris	Golden Grove	9
Jordan	Carrocci	Flinders Park	9
Dominic	Papazoglov	Westminster OS	9
Owen	Watson	Flinders Park	8
Dylan	Occhiuto	Modbury	7
Brandan	Crosnier	Gaza	7
Lachlan	Cunningham	Flinders Park	6
Riley	Knevvitt	Modbury	6

## LEADING GOAL KICKER LEADERBOARD

First Name	Surname	Club	Goals
Joel	Horskins	Golden Grove	107
Joel	Vaneveld	Modbury	50
Luke	Ayling	Plympton	50
Cohen	Williams	Flinders Park	31
Riley	Knevvitt	Modbury	31
Brett	Russell	Flinders Park	31
Adam	Fazzalari	Flinders Park	29
Travis	Natt	North Haven	29
Lachlan	Stoddard	Plympton	25
Jake	Seadon	Plympton	24
Mitchell	Smart	Flinders Park	24
Jason	Stott	Flinders Park	24
Nicholas	Gaudio	Golden Grove	22
Andrew	Hyland	Edwardstown	21
Benjamin	Beioley	Gaza	20
Dylan	Occhiuto	Modbury	20
Harrison	Roe	Modbury	20
Giorgio	Kastrappi	Plympton	20
Nyaningu	Thomas	Westminster OS	18
Troy	Nicholson	CBC Old Collegians	18



## MINOR ROUNDS

Round 1	Gaza	2.6-18	15.12-102	Golden Grove	Round 10	Golden Grove	23.15-153	4.2-26	Gaza
	Flinders Park	28.24-192	0.0-0	Portland		Portland	1.0-6	35.17-227	Flinders Park
	Edwardstown	11.10-76	10.14-74	Modbury		Modbury	14.22-106	2.1-13	Edwardstown
	North Haven	14.8-92	3.2-20	CBC Old Collegians		CBC Old Collegians	7.9-51	9.5-59	North Haven
	Plympton	9.10-64	4.4-28	Westminster OS		Westminster OS	5.7-37	12.7-79	Plympton
Round 2	Portland	1.5-11	23.20-158	Gaza	Round 11	Gaza	21.15-141	3.1-19	Portland
	Modbury	8.4-52	11.17-83	Flinders Park		Flinders Park	21.4-130	4.9-33	Modbury
	CBC Old Collegians	2.3-15	29.8-182	Edwardstown		Edwardstown	22.12-144	2.7-19	CBC Old Collegians
	Westminster OS	9.4-58	9.13-67	North Haven		North Haven	4.9-33	7.12-54	Westminster OS
	Golden Grove	9.12-66	3.3-21	Plympton		Plympton	2.6-18	13.9-87	Golden Grove
Round 3	Gaza	7.12-54	15.8-98	Modbury	Round 12	Modbury	9.14-68	6.5-41	Gaza
	Flinders Park	30.19-199	0.1-1	CBC Old Collegians		CBC Old Collegians	3.2-20	17.17-119	Flinders Park
	Edwardstown	10.12-72	6.6-42	Westminster OS		Westminster OS	6.9-45	5.12-42	Edwardstown
	North Haven	3.4-22	14.12-96	Plympton		Plympton	12.14-86	3.8-26	North Haven
	Portland	0.0-0	32.4-196	Golden Grove		Golden Grove	42.19-271	0.0-0	Portland
Round 4	CBC Old Collegians	7.6-48	14.12-96	Gaza	Round 13	Gaza	8.10-58	12.6-78	CBC Old Collegians
	Westminster OS	3.1-19	14.15-99	Flinders Park		Flinders Park	13.7-85	3.1-19	Westminster OS
	Plympton	7.8-50	4.10-34	Edwardstown		Edwardstown	7.8-50	5.12-42	Plympton
	Golden Grove	30.17-197	2.0-12	North Haven		North Haven	4.1-25	17.14-116	Golden Grove
	Modbury	37.16-238	1.2-8	Portland		Portland	0.0-0	32.20-212	Modbury
Round 5	Gaza	5.7-37	10.7-67	Westminster OS	Round 14	Westminster OS	6.10-46	3.5-23	Gaza
	Flinders Park	9.7-61	7.7-49	Plympton		Plympton	8.7-55	6.13-49	Flinders Park
	Edwardstown	14.12-96	4.9-33	North Haven		North Haven	8.8-56	6.4-40	Edwardstown
	Portland	2.4-26	24.12-156	CBC Old Collegians		CBC Old Collegians	30.17-197	0.1-1	Portland
	Golden Grove	13.11-89	5.3-33	Modbury		Modbury	2.3-15	7.10-52	Golden Grove
Round 6	Plympton	9.12-66	8.4-52	Gaza	Round 15	Gaza	9.4-58	12.7-79	Edwardstown
	North Haven	3.2-20	16.16-112	Flinders Park		Golden Grove	9.13-67	3.7-25	Flinders Park
	Edwardstown	4.9-33	10.8-68	Golden Grove		Portland	0.0-0	38.22-250	North Haven
	Westminster OS	35.23-233	2.0-12	Portland		Modbury	8.4-52	8.7-55	Plympton
	CBC Old Collegians	3.3-21	15.14-104	Modbury		CBC Old Collegians	6.7-43	9.11-65	Westminster OS
Round 7	Gaza	4.12-36	10.6-66	North Haven	Round 16	Flinders Park	16.8-104	7.3-45	Gaza
	Flinders Park	17.10-112	6.3-39	Edwardstown		Edwardstown	32.4-196	0.0-0	Portland
	Portland	1.1-7	43.13-271	Plympton		North Haven	8.8-56	14.7-91	Modbury
	Modbury	12.4-76	9.7-61	Westminster OS		Plympton	23.13-151	2.5-17	CBC Old Collegians
	Golden Grove	25.18-168	3.2-20	CBC Old Collegians		Westminster OS	3.0-18	18.15-123	Golden Grove
Round 8	Edwardstown	17.13-115	2.6-18	Gaza	Round 17	Gaza	4.9-33	9.7-61	Plympton
	Flinders Park	6.5-41	8.6-54	Golden Grove		Flinders Park	17.15-117	4.6-30	North Haven
	North Haven	31.25-211	0.0-0	Portland		Golden Grove	18.16-124	5.1-31	Edwardstown
	Plympton	11.7-73	12.8-80	Modbury		Portland	2.1-13	17.21-123	Westminster OS
	Westminster OS	12.9-81	7.7-49	CBC Old Collegians		Modbury	22.13-145	2.2-14	CBC Old Collegians
Round 9	Gaza	1.4-10	20.13-133	Flinders Park	Round 18	North Haven	7.7-49	5.7-37	Gaza
	Portland	1.1-7	27.22-184	Edwardstown		Edwardstown	2.6-18	14.6-90	Flinders Park
	Modbury	18.10-118	3.4-22	North Haven		Plympton	26.14-170	1.0-6	Portland
	CBC Old Collegians	4.2-26	24.14-158	Plympton		Westminster OS	9.11-65	8.8-56	Modbury
	Golden Grove	22.8-140	3.5-23	Westminster OS		CBC Old Collegians	0.2-2	29.19-193	Golden Grove

## MAJOR ROUNDS

Preliminary Final			
Flinders Park	10.10-70	0.13-13	Plympton

Preliminary Final			
Golden Grove	12.8-80	6.5-41	Modbury

Grand Final			
Golden Grove	7.9-51	5.5-35	Flinders Park

# MEN'S DIVISION 4



## GRAND FINAL

Morphettville Park (12.5-77) d. SMOSH West Lakes (5.11-41)

Best on Ground: Matthew Duldig, Morphetville Park

Umpires:

Field – Paul Smith, Tony Symons

Boundary – Archer Charles, Andrew Leach

Goal – Kym Marshall, Robert Tainsh

## LADDER

Club	Played	Win	Loss	Draw	Bye	For	Against	%	Points
Pembroke OS	18	14	4	0	0	1639	1012	61.83	28
Morphettville Park	18	14	4	0	0	1902	1320	59.03	28
Walkerville	18	13	5	0	0	1744	1354	56.29	26
SMOSH West Lakes	18	11	7	0	0	1568	1137	57.97	22
Hope Valley	18	11	7	0	0	1710	1271	57.36	22
Mitcham	18	8	10	0	0	1332	1564	45.99	16
Pulteney	18	6	12	0	0	1485	1668	47.1	12
Woodville South	18	6	12	0	0	1314	1769	42.62	12
Gepps Cross	18	5	13	0	0	1314	1731	43.15	10
Kilburn	18	2	16	0	0	1090	2272	32.42	4

## JW SCHULTZ MEDAL LEADERBOARD

First Name	Surname	Club	Votes
Sean	Kuerschner	Walkerville	38
Kye	Dean	Morphettville Park	29
Joshua	Hand	Hope Valley	24
Jack	Wood	Gepps Cross	19
Adam	Zeni	Pembroke OS	16
Harrison	George	Pembroke OS	16
Sam	Fairclough	SMOSH West Lakes	15
Nathan	Brown	SMOSH West Lakes	15
Damien	Hill	Pulteney	13
James	Daly	Mitcham	12
Adam	Proud	Walkerville	12
Jarrad	Brusnahan	Woodville South	11
Jack	Green	Pembroke OS	11
Benjamin	McConnell	Morphettville Park	10
Cohen	Mattner	SMOSH West Lakes	9
Mitchell	Sandery	Hope Valley	8
James	Allan	Pembroke OS	8
Machok	Garang	Hope Valley	8
Alex	Forster	Pembroke OS	8
Joel	Groom	Kilburn	8

## LEADING GOAL KICKER LEADERBOARD

First Name	Surname	Club	Goals
Alex	Forster	Pembroke OS	107
Adam	Proud	Walkerville	84
Christopher	Barns	Morphettville Park	47
Jayke	Hellmanns	Hope Valley	51
Cameron	Bell	Woodville South	48
Maxwell	Smyth	Mitcham	47
Raymond	Hedland	Kilburn	45
Cohen	Mattner	SMOSH West Lakes	43
Adam	Mahney	SMOSH West Lakes	43
Joshua	Giddings	Pulteney	42
Samuel	Clark	Woodville South	41
Daniel	Williamson	Hope Valley	40
James	Clark-Rantasa	Gepps Cross	39
Dane	Thompson	Morphettville Park	38
Matthew	Duldig	Morphettville Park	37
Izaak	Twelftree	Pembroke OS	34
Kye	Dean	Morphettville Park	33
Wade	Ryan	Walkerville	30
Ben	Carabott	Hope Valley	30
Damien	Hill	Pulteney	28

## MINOR ROUNDS

Round 1	Morphettville Park	26.15-171	8.8-56	Woodville South	Round 10	Woodville South	7.9-51	22.7-139	Morphettville Park
	Pulteney	14.9-93	11.11-77	SMOSH West Lakes		SMOSH West Lakes	13.10-88	10.5-65	Pulteney
	Gepps Cross	9.5-59	8.8-56	Hope Valley		Hope Valley	15.15-105	4.8-32	Gepps Cross
	Walkerville	18.9-117	8.16-64	Mitcham		Mitcham	11.12-78	10.7-67	Walkerville
	Pembroke OS	19.4-118	11.7-73	Kilburn		Kilburn	4.6-30	19.13-127	Pembroke OS
Round 2	SMOSH West Lakes	11.20-86	5.5-35	Morphettville Park	Round 11	Morphettville Park	14.16-100	10.10-70	SMOSH West Lakes
	Hope Valley	18.16-124	10.7-67	Pulteney		Pulteney	9.14-68	14.12-96	Hope Valley
	Mitcham	17.11-113	8.10-58	Gepps Cross		Gepps Cross	12.9-81	9.12-66	Mitcham
	Kilburn	9.8-62	22.13-145	Walkerville		Walkerville	24.19-163	12.6-78	Kilburn
	Woodville South	6.9-45	18.13-121	Pembroke OS		Pembroke OS	14.7-91	5.7-37	Woodville South
Round 3	Morphettville Park	19.8-122	14.12-96	Hope Valley	Round 12	Hope Valley	11.11-77	10.12-72	Morphettville Park
	Pulteney	13.7-85	16.8-104	Mitcham		Mitcham	11.15-81	7.11-53	Pulteney
	Gepps Cross	20.12-132	12.12-84	Kilburn		Kilburn	9.5-59	19.16-130	Gepps Cross
	Walkerville	12.16-88	11.4-70	Pembroke OS		Pembroke OS	10.11-71	7.5-47	Walkerville
	Woodville South	15.6-96	13.12-90	SMOSH West Lakes		SMOSH West Lakes	18.11-119	6.11-47	Woodville South
Round 4	Mitcham	8.14-62	13.11-89	Morphettville Park	Round 13	Morphettville Park	19.18-132	12.11-83	Mitcham
	Kilburn	10.3-63	20.18-138	Pulteney		Pulteney	9.19-73	14.11-95	Kilburn
	Pembroke OS	16.14-110	8.11-59	Gepps Cross		Gepps Cross	7.12-54	14.8-92	Pembroke OS
	Woodville South	11.10-76	19.16-130	Walkerville		Walkerville	13.16-94	11.7-73	Woodville South
	Hope Valley	11.10-76	3.12-30	SMOSH West Lakes		SMOSH West Lakes	16.11-107	5.10-40	Hope Valley
Round 5	Morphettville Park	13.19-97	10.11-71	Kilburn	Round 14	Kilburn	3.8-26	28.13-181	Morphettville Park
	Pulteney	3.10-28	16.16-112	Pembroke OS		Pembroke OS	16.16-112	5.4-34	Pulteney
	Gepps Cross	8.6-54	13.16-94	Walkerville		Walkerville	9.16-70	8.14-62	Gepps Cross
	SMOSH West Lakes	13.12-90	10.7-67	Mitcham		Mitcham	3.14-32	9.9-63	SMOSH West Lakes
	Woodville South	6.13-49	13.6-84	Hope Valley		Hope Valley	12.16-88	10.9-69	Woodville South
Round 6	Pembroke OS	11.7-73	9.8-62	Morphettville Park	Round 15	Morphettville Park	18.13-121	15.6-96	Gepps Cross
	Walkerville	11.22-88	11.11-77	Pulteney		Woodville South	11.5-71	8.9-57	Pulteney
	Gepps Cross	10.11-71	10.6-66	Woodville South		SMOSH West Lakes	6.13-49	8.9-57	Walkerville
	Kilburn	7.5-47	18.10-118	SMOSH West Lakes		Hope Valley	8.10-58	12.5-77	Pembroke OS
	Mitcham	12.17-89	9.8-62	Hope Valley		Mitcham	12.13-85	11.9-75	Kilburn
Round 7	Morphettville Park	19.13-127	17.14-116	Walkerville	Round 16	Pulteney	8.5-53	16.17-113	Morphettville Park
	Pulteney	20.12-132	11.14-80	Gepps Cross		Gepps Cross	9.15-69	20.15-135	SMOSH West Lakes
	SMOSH West Lakes	8.9-57	12.11-83	Pembroke OS		Walkerville	11.6-72	13.21-99	Hope Valley
	Hope Valley	30.15-195	5.10-40	Kilburn		Pembroke OS	16.14-110	8.6-54	Mitcham
	Woodville South	15.10-100	13.17-95	Mitcham		Kilburn	14.10-94	7.11-53	Woodville South
Round 8	Gepps Cross	11.9-75	12.14-86	Morphettville Park	Round 17	Walkerville	13.11-89	8.9-57	Morphettville Park
	Pulteney	24.12-156	10.8-68	Woodville South		Gepps Cross	13.13-91	15.10-100	Pulteney
	Walkerville	13.11-89	8.10-58	SMOSH West Lakes		Pembroke OS	8.11-59	12.8-80	SMOSH West Lakes
	Pembroke OS	13.12-90	7.6-48	Hope Valley		Kilburn	7.8-50	24.19-163	Hope Valley
	Kilburn	9.10-64	10.13-73	Mitcham		Mitcham	9.7-61	12.13-85	Woodville South
Round 9	Morphettville Park	16.11-107	11.11-77	Pulteney	Round 18	Morphettville Park	13.13-91	9.9-63	Pembroke OS
	SMOSH West Lakes	20.14-134	8.11-59	Gepps Cross		Pulteney	20.9-129	14.14-98	Walkerville
	Hope Valley	10.10-70	18.12-120	Walkerville		Woodville South	17.6-108	7.10-52	Gepps Cross
	Mitcham	10.7-67	8.12-60	Pembroke OS		SMOSH West Lakes	16.21-117	3.5-23	Kilburn
	Woodville South	25.14-164	8.8-56	Kilburn		Hope Valley	27.11-173	9.4-58	Mitcham

## MAJOR ROUNDS

### Preliminary Final

Morphettville Park	13.12-90	8.8-56	Walkerville
--------------------	----------	--------	-------------

### Preliminary Final

Pembroke OS	4.17-41	9.8-62	SMOSH West Lakes
-------------	---------	--------	------------------

### Grand Final

SMOSH West Lakes	5.11-41	12.5-77	Morphettville Park
------------------	---------	---------	--------------------

# MEN'S DIVISION 4 RESERVES



## GRAND FINAL

Walkerville (9.4-58) d. Gepps Cross (3.4-22)

Best on Ground: Damien Hutchings, Walkerville

Umpires:

Field – Liam Binning, Greg Symons

Boundary – Joshua Read, Scott Thorp

Goal – Annette Greenshields, Samuel Job

## LADDER

Club	Played	Win	Loss	Draw	Bye	For	Against	%	Points
Pembroke OS	18	16	2	0	0	1625	574	73.9	32
Walkerville	18	15	3	0	0	1481	748	66.44	30
SMOSH West Lakes	18	14	4	0	0	1592	736	68.38	28
Gepps Cross	18	13	5	0	0	1473	1046	58.48	26
Mitcham	18	8	10	0	0	1157	1295	47.19	16
Woodville South	18	7	11	0	0	1011	1249	44.73	14
Hope Valley	18	7	11	0	0	991	1413	41.22	14
Morphettville Park	18	5	13	0	0	977	1367	41.68	10
Pulteney	18	5	13	0	0	953	1410	40.33	10
Kilburn	18	0	18	0	0	601	2023	22.9	0

## RB LAMBERT MEDAL LEADERBOARD

First Name	Surname	Club	Votes
Lyndon	Parham	SMOSH West Lakes	18
Thomas	Lawrie	Pulteney	16
Sebastian	Burford	Hope Valley	15
Jake	Ryan	Walkerville	14
Hayden	Cock	Morphettville Park	14
Jack	O'Neill	Gepps Cross	13
Matthew	Martin	Walkerville	11
Damien	Hutchings	Walkerville	10
Mitchell	Curnow	Pembroke OS	10
Mark	Polkinghorne	Gepps Cross	10
Brett	Siebert	Gepps Cross	10
Thomas	Evans	Pembroke OS	9
Tom	Cromarty	Mitcham	9
Josh	Gray	Mitcham	8
Sam	Prior	Mitcham	8
Jay	Moore	SMOSH West Lakes	8
Cameron	Burr	Walkerville	7
Benjamin	Massey	Walkerville	7
Venkhatesh	Sivashanker	Pembroke OS	7
Josh	Zoanetti	Pembroke OS	7

## LEADING GOAL KICKER LEADERBOARD

First Name	Surname	Club	Goals
Thomas	Evans	Pembroke OS	68
Sam	Prior	Mitcham	51
Lyndon	Parham	SMOSH West Lakes	48
Billy	Elliott	Gepps Cross	45
Zachariah	Polyak	Pembroke OS	40
Jed	Jenkins	Morphettville Park	39
Samuel	Proud	Walkerville	34
Mario	Casazza	Woodville South	30
Jesse	Whinnen	Pulteney	28
Joshua	Shepherd	SMOSH West Lakes	25
Mackenzie	Bristow	Walkerville	24
Jordan	Smith	Walkerville	22
Damian	Chesson	Hope Valley	22
Brett	Siebert	Gepps Cross	20
Mark	Polkinghorne	Gepps Cross	19
Riley	Post	Morphettville Park	16
Rocco	Rugari	SMOSH West Lakes	16
Jack	Rowe	Walkerville	16
David	Garuccio	SMOSH West Lakes	16
Matthew	Martin	Walkerville	16

## MINOR ROUNDS

Round 1	Morphettville Park	9.10-64	4.7-31	Woodville South	Round 10	Woodville South	9.17-71	5.7-37	Morphettville Park
	Pulteney	7.6-48	8.10-58	SMOSH West Lakes		SMOSH West Lakes	21.13-139	5.6-36	Pulteney
	Gepps Cross	12.9-81	7.9-51	Hope Valley		Hope Valley	5.8-38	16.12-108	Gepps Cross
	Walkerville	8.11-59	13.5-83	Mitcham		Mitcham	5.4-34	9.10-64	Walkerville
	Pembroke OS	23.15-153	3.2-20	Kilburn		Kilburn	1.3-9	25.13-163	Pembroke OS
Round 2	SMOSH West Lakes	16.13-109	6.4-40	Morphettville Park	Round 11	Morphettville Park	7.5-47	13.11-89	SMOSH West Lakes
	Hope Valley	9.10-64	9.15-69	Pulteney		Pulteney	10.12-72	8.6-54	Hope Valley
	Mitcham	8.12-60	13.9-87	Gepps Cross		Gepps Cross	13.6-84	9.9-63	Mitcham
	Kilburn	2.3-15	21.17-143	Walkerville		Walkerville	15.15-105	1.2-8	Kilburn
	Woodville South	7.8-50	10.11-71	Pembroke OS		Pembroke OS	14.19-103	3.8-26	Woodville South
Round 3	Morphettville Park	8.7-55	10.9-69	Hope Valley	Round 12	Hope Valley	6.11-47	4.10-34	Morphettville Park
	Pulteney	14.8-92	16.3-99	Mitcham		Mitcham	5.10-40	13.5-83	Pulteney
	Gepps Cross	20.13-133	7.5-47	Kilburn		Kilburn	5.5-35	12.15-87	Gepps Cross
	Walkerville	7.9-51	9.8-62	Pembroke OS		Pembroke OS	9.3-57	9.9-63	Walkerville
	SMOSH West Lakes	14.13-97	5.6-36	Woodville South		Woodville South	4.4-28	13.14-92	SMOSH West Lakes
Round 4	Mitcham	14.13-97	6.9-45	Morphettville Park	Round 13	Morphettville Park	7.11-53	15.12-102	Mitcham
	Kilburn	5.6-36	8.5-53	Pulteney		Pulteney	22.10-142	6.4-40	Kilburn
	Pembroke OS	13.15-93	3.4-22	Gepps Cross		Gepps Cross	9.7-61	7.5-47	Pembroke OS
	Woodville South	7.4-46	10.12-72	Walkerville		Walkerville	15.14-104	7.4-46	Woodville South
	Hope Valley	5.5-35	10.11-71	SMOSH West Lakes		SMOSH West Lakes	20.17-137	4.1-25	Hope Valley
Round 5	Morphettville Park	21.10-136	5.6-36	Kilburn	Round 14	Kilburn	3.12-30	4.12-36	Morphettville Park
	Pulteney	1.3-9	16.16-112	Pembroke OS		Pembroke OS	8.8-56	4.1-25	Pulteney
	Gepps Cross	6.13-49	11.6-72	Walkerville		Walkerville	9.11-65	2.4-16	Gepps Cross
	SMOSH West Lakes	18.17-125	2.5-17	Mitcham		Mitcham	4.10-34	7.15-57	SMOSH West Lakes
	Woodville South	3.7-25	14.15-99	Hope Valley		Hope Valley	12.9-81	10.7-67	Woodville South
Round 6	Pembroke OS	14.12-96	0.3-3	Morphettville Park	Round 15	Morphettville Park	16.6-102	17.8-110	Gepps Cross
	Walkerville	10.4-64	3.9-27	Pulteney		Mitcham	15.10-100	6.3-39	Kilburn
	Gepps Cross	11.8-74	11.9-75	Woodville South		Woodville South	6.11-47	4.11-35	Pulteney
	Kilburn	4.1-25	23.16-154	SMOSH West Lakes		SMOSH West Lakes	15.6-96	7.2-44	Walkerville
	Mitcham	14.17-101	11.13-79	Hope Valley		Hope Valley	3.9-27	15.9-99	Pembroke OS
Round 7	Morphettville Park	2.5-17	21.12-138	Walkerville	Round 16	Pulteney	6.8-44	10.16-76	Morphettville Park
	Pulteney	11.7-73	19.11-125	Gepps Cross		Gepps Cross	9.7-61	8.7-55	SMOSH West Lakes
	SMOSH West Lakes	7.7-49	14.5-89	Pembroke OS		Walkerville	18.14-122	5.3-33	Hope Valley
	Hope Valley	20.10-130	10.10-70	Kilburn		Pembroke OS	12.14-86	4.5-29	Mitcham
	Woodville South	12.12-84	12.9-81	Mitcham		Kilburn	7.3-45	10.16-76	Woodville South
Round 8	Gepps Cross	17.12-114	5.4-34	Morphettville Park	Round 17	Walkerville	10.12-72	8.5-53	Morphettville Park
	Pulteney	5.7-37	9.10-64	Woodville South		Gepps Cross	21.11-137	3.4-22	Pulteney
	Walkerville	6.14-50	7.3-45	SMOSH West Lakes		Pembroke OS	5.10-40	4.8-32	SMOSH West Lakes
	Pembroke OS	20.17-137	4.3-27	Hope Valley		Kilburn	3.10-28	7.7-49	Hope Valley
	Kilburn	8.5-53	15.9-99	Mitcham		Mitcham	6.13-49	7.6-48	Woodville South
Round 9	Morphettville Park	14.6-90	6.11-47	Pulteney	Round 18	Morphettville Park	8.7-55	9.11-65	Pembroke OS
	SMOSH West Lakes	10.8-68	6.7-43	Gepps Cross		Pulteney	6.3-39	17.7-109	Walkerville
	Hope Valley	2.10-22	12.12-84	Walkerville		Woodville South	6.10-46	12.9-81	Gepps Cross
	Mitcham	2.4-16	14.12-96	Pembroke OS		SMOSH West Lakes	17.17-119	6.2-38	Kilburn
	Woodville South	22.13-145	4.3-27	Kilburn		Hope Valley	8.13-61	7.11-53	Mitcham

## MAJOR ROUNDS

### Preliminary Final

Walkerville	7.4-46	3.10-28	SMOSH West Lakes
-------------	--------	---------	------------------

### Preliminary Final

Pembroke OS	3.10-28	4.11-35	Gepps Cross
-------------	---------	---------	-------------

### Grand Final

Gepps Cross	3.4-22	9.4-58	Walkerville
-------------	--------	--------	-------------

# MEN'S DIVISION 5



## GRAND FINAL

Pooraka (18.16-124) d. Kenilworth (9.5-59)

Best on Ground: Frank Timpano, Pooraka

Umpires:

Field – Josh Abbott, Dennis Cester

Boundary – Chris Cummins, Maysam Haidari

Goal – Robert Errigo, James Turner

## LADDER

Club	Played	Win	Loss	Draw	Bye	For	Against	%	Points
Pooraka	16	12	4	0	2	1859	1022	64.53	24
Kenilworth	16	11	5	0	2	1461	1132	56.34	22
Colonel Light Gardens	16	11	5	0	2	1543	1237	55.5	22
Eastern Park	16	10	5	1	2	1723	1297	57.05	21
Lockleys	16	10	6	0	2	1556	1071	59.23	20
Salisbury	16	8	8	0	2	1198	1219	49.57	16
Hectorville	16	7	8	1	2	1225	1257	49.36	15
West Croydon	16	2	14	0	2	1076	2231	32.54	4
Fitzroy	16	0	16	0	2	871	2046	29.86	0

## JB DICKER MEDAL LEADERBOARD

First Name	Surname	Club	Votes
Frank	Timpano	Pooraka	23
Matthew	Rankine	Pooraka	22
Mitchell	Slater	Salisbury	22
Christopher	Knapp	Eastern Park	20
Matthew	McDonough	Lockleys	15
Jak	Goudman-Glasson	Hectorville	14
Zachary	Stephenson	Hectorville	14
Jordan	Wilson-King	Kenilworth	14
Robert	Nicholson	Salisbury	11
Simon	Ascoli	Lockleys	11
Ben	McMullen	Eastern Park	10
Tyrone	Milera	West Croydon	10
Emmett	Wood	Colonel Light Gardens	10
Bowen	Hosking	Lockleys	9
Nicholas	Patterson	Colonel Light Gardens	9
Samuel	Scott	Kenilworth	9
Peter	Diedrichsen	Eastern Park	9
Jesse	Boundy	Colonel Light Gardens	8
Luke	Buckby	Pooraka	7
Jake	Mazzone	Hectorville	7

## LEADING GOAL KICKER LEADERBOARD

First Name	Surname	Club	Goals
Myles	Crump	Kenilworth	60
Anthony	Burgoyne	Eastern Park	60
Luke	Buckby	Pooraka	59
Nicholas	Patterson	Colonel Light Gardens	54
Jak	Goudman-Glasson	Hectorville	49
Dean	Miller	Fitzroy	37
Christopher	Knapp	Eastern Park	35
Josh	Mann	Salisbury	35
Ronald	Rankine	Pooraka	33
Sheldon	Currie	Kenilworth	32
Stavros	Gatis	Lockleys	32
Ben	McMullen	Eastern Park	31
Adam	Brugioni	Colonel Light Gardens	31
Zachary	Stephenson	Hectorville	27
Liam	Narcys	Lockleys	26
Michael	Baker	Pooraka	24
Wade	Matthews	Pooraka	23
Lachlan	Falco	Hectorville	23
Emmett	Wood	Colonel Light Gardens	23
Adrian	Mills	Salisbury	22

## MINOR ROUNDS

Round 1	Colonel Light Gardens	11.14-80	7.4-46	Fitzroy	Round 10	Fitzroy	7.4-46	17.19-121	Colonel Light Gardens
	Pooraka	14.16-100	8.14-62	West Croydon		West Croydon	6.5-41	32.15-207	Pooraka
	Eastern Park	10.16-76	11.17-83	Kenilworth		Kenilworth	8.10-58	10.7-67	Eastern Park
	Hectorville	12.6-78	6.4-40	Lockleys		Lockleys	13.22-100	8.6-54	Hectorville
	Salisbury	Bye				Salisbury	Bye		
Round 2	West Croydon	11.15-81	17.9-111	Colonel Light Gardens	Round 11	Colonel Light Gardens	33.19-217	9.13-67	West Croydon
	Kenilworth	9.10-64	15.11-101	Pooraka		Pooraka	10.13-73	11.10-76	Kenilworth
	Salisbury	8.8-56	7.13-55	Lockleys		Salisbury	9.12-66	10.12-72	Lockleys
	Fitzroy	8.11-59	14.5-89	Hectorville		Hectorville	15.11-101	7.7-49	Fitzroy
	Eastern Park	Bye				Eastern Park	Bye		
Round 3	Colonel Light Gardens	9.18-72	16.12-108	Kenilworth	Round 12	Kenilworth	9.14-68	12.10-82	Colonel Light Gardens
	Eastern Park	16.11-107	11.16-82	Lockleys		Lockleys	17.13-115	9.10-64	Eastern Park
	Salisbury	9.10-64	6.6-42	Hectorville		Hectorville	8.7-55	14.10-94	Salisbury
	West Croydon	19.16-130	12.12-84	Fitzroy		Fitzroy	8.13-61	10.14-74	West Croydon
	Pooraka	Bye				Pooraka	Bye		
Round 4	Lockleys	15.17-107	14.6-90	Pooraka	Round 13	Pooraka	13.17-95	7.9-51	Lockleys
	Hectorville	15.5-95	14.11-95	Eastern Park		Eastern Park	22.7-139	12.8-80	Hectorville
	Fitzroy	11.5-71	13.14-92	Salisbury		Salisbury	15.13-103	10.7-67	Fitzroy
	Kenilworth	21.14-140	11.11-77	West Croydon		West Croydon	9.8-62	21.20-146	Kenilworth
	Colonel Light Gardens	Bye				Colonel Light Gardens	Bye		
Round 5	Colonel Light Gardens	8.20-68	15.17-107	Lockleys	Round 14	Lockleys	9.11-65	9.13-67	Colonel Light Gardens
	Pooraka	22.15-147	9.2-56	Hectorville		Hectorville	6.8-44	3.9-27	Pooraka
	Eastern Park	11.10-76	10.9-69	Salisbury		Salisbury	8.5-53	15.6-96	Eastern Park
	Fitzroy	8.4-52	18.10-118	Kenilworth		Kenilworth	28.13-181	10.6-66	Fitzroy
	West Croydon	Bye				West Croydon	Bye		
Round 6	Hectorville	11.8-74	10.15-75	Colonel Light Gardens	Round 15	Colonel Light Gardens	17.15-117	5.12-42	Eastern Park
	Salisbury	11.9-75	11.12-78	Pooraka		Kenilworth	11.8-74	10.7-67	Hectorville
	Eastern Park	21.18-144	10.11-71	Fitzroy		Fitzroy	4.3-27	28.12-180	Pooraka
	Lockleys	13.17-95	10.15-75	West Croydon		West Croydon	8.5-53	18.17-125	Salisbury
	Kenilworth	Bye				Lockleys	Bye		
Round 7	Colonel Light Gardens	16.6-102	14.14-98	Salisbury	Round 16	Pooraka	16.14-110	7.9-51	Colonel Light Gardens
	Pooraka	14.23-107	12.4-76	Eastern Park		Eastern Park	44.14-278	4.5-29	West Croydon
	West Croydon	12.16-88	15.12-102	Hectorville		Salisbury	11.4-70	12.9-81	Kenilworth
	Kenilworth	8.5-53	17.4-106	Lockleys		Lockleys	24.17-161	8.8-56	Fitzroy
	Fitzroy	Bye				Hectorville	Bye		
Round 8	Eastern Park	20.11-131	13.13-91	Colonel Light Gardens	Round 17	Colonel Light Gardens	9.11-65	13.9-87	Hectorville
	Pooraka	26.13-169	7.10-52	Fitzroy		Pooraka	23.19-157	3.8-26	Salisbury
	Salisbury	15.11-101	8.7-55	West Croydon		Fitzroy	3.8-26	20.18-138	Eastern Park
	Hectorville	7.12-54	12.15-87	Kenilworth		West Croydon	7.8-50	31.16-202	Lockleys
	Lockleys	Bye				Kenilworth	Bye		
Round 9	Colonel Light Gardens	21.9-135	10.15-75	Pooraka	Round 18	Salisbury	4.8-32	13.11-89	Colonel Light Gardens
	West Croydon	11.12-78	17.13-115	Eastern Park		Eastern Park	11.13-79	22.11-143	Pooraka
	Kenilworth	10.10-70	10.14-74	Salisbury		Hectorville	22.15-147	7.12-54	West Croydon
	Fitzroy	5.8-38	25.15-165	Lockleys		Lockleys	4.9-33	7.12-54	Kenilworth
	Hectorville	Bye				Fitzroy	Bye		

## MAJOR ROUNDS

### Preliminary Final

Kenilworth	11.16-82	8.15-63	Colonel Light Gardens
------------	----------	---------	-----------------------

### Preliminary Final

Pooraka	13.17-95	11.8-74	Eastern Park
---------	----------	---------	--------------

### Grand Final

Pooraka	18.16-124	9.5-59	Kenilworth
---------	-----------	--------	------------

# MEN'S DIVISION 5 RESERVES



## GRAND FINAL

Lockleys (7.3-45) d. Kenilworth (6.4-40)

Best on Ground: Jonathan Bleby, Lockleys

Umpires:

Field – Jerry Smith, Jon Vass

Boundary – James Best, Guido Porcaro

Goal – Phil Davies, Phil Devlin

## LADDER

Club	Played	Win	Loss	Draw	Bye	For	Against	%	Points
Lockleys	16	15	1	0	2	1813	588	75.51	30
Kenilworth	16	12	4	0	2	1460	643	69.42	24
Pooraka	16	12	4	0	2	1299	810	61.59	24
Hectorville	16	11	5	0	2	1311	744	63.8	22
Salisbury	16	8	8	0	2	1032	1018	50.34	16
Eastern Park	16	6	10	0	2	1315	1090	54.68	12
Colonel Light Gardens	16	5	11	0	2	971	1272	43.29	10
West Croydon	16	2	14	0	2	589	1896	23.7	4
Fitzroy	16	1	15	0	2	381	2110	15.3	2

## JR WILSON MEDAL LEADERBOARD

First Name	Surname	Club	Votes
Ploutarhos	Zarogiannis	Lockleys	21
Daniel	Delawyer	Kenilworth	15
Josh	Denton	Hectorville	14
Steven	Zappia	Hectorville	13
Matthew	Paul	Eastern Park	12
Andrew	Liverton	Kenilworth	12
Nathan	Bond	Salisbury	10
Shaun	Crowell	Lockleys	9
Matt	Drewett	Salisbury	8
Josh	Stevens	Kenilworth	8
Paul	McInerney	Colonel Light Gardens	8
Jarrad	Gatt	Pooraka	7
Jayden	Tucker	Salisbury	7
Jonathon	Lewis	Pooraka	6
Mitchell	Seekamp	Lockleys	6
Luke	D'Souza	Lockleys	5
Cody	Lang	Eastern Park	5
Luke	O'Connor	Pooraka	5
Zachary	Edwards	Lockleys	5
Wade	Lack	Pooraka	5

## LEADING GOAL KICKER LEADERBOARD

First Name	Surname	Club	Goals
Paul	McInerney	Colonel Light Gardens	53
Jonathon	Lewis	Pooraka	42
Andrew	Liverton	Kenilworth	39
Sean	Stormonth	Lockleys	36
Michael	Lymberopoulos	Hectorville	33
Christopher	Bilney	Salisbury	36
Tom	Sellar	Kenilworth	32
Matt	Ransom	Lockleys	25
Stavros	Gatis	Lockleys	23
Daniel	Delawyer	Kenilworth	21
Benjamin	Bryant	Lockleys	21
Jason	Mordaunt	Pooraka	17
Timothy	Day	Colonel Light Gardens	17
Ploutarhos	Zarogiannis	Lockleys	16
Samuel	Roberts	Kenilworth	16
Bradley	Batten	Pooraka	16
Jay	Savage	Kenilworth	16
Julian	Carrocci	Lockleys	15
Michael	Burgoyne	Eastern Park	15
Maxwell	Potts	Hectorville	15



## MINOR ROUNDS

Round 1	Colonel Light Gardens	7.7-49	9.5-59	Fitzroy	Round 10	Fitzroy	5.7-37	17.10-112	Colonel Light Gardens
	Pooraka	9.15-69	9.7-61	West Croydon		West Croydon	4.1-25	21.15-141	Pooraka
	Eastern Park	2.1-13	16.19-115	Kenilworth		Kenilworth	12.13-85	5.6-36	Eastern Park
	Hectorville	7.6-48	11.9-75	Lockleys		Lockleys	10.14-74	6.5-41	Hectorville
	Salisbury	Bye				Salisbury	Bye		
Round 2	West Croydon	9.5-59	10.9-69	Colonel Light Gardens	Round 11	Colonel Light Gardens	25.13-163	2.4-16	West Croydon
	Kenilworth	12.7-79	3.6-24	Pooraka		Pooraka	7.8-50	8.4-52	Kenilworth
	Lockleys	16.9-105	3.9-27	Salisbury		Salisbury	5.6-36	18.14-122	Lockleys
	Fitzroy	2.4-16	23.13-151	Hectorville		Hectorville	16.27-123	0.1-1	Fitzroy
	Eastern Park	Bye				Eastern Park	Bye		
Round 3	Colonel Light Gardens	4.5-29	12.15-87	Kenilworth	Round 12	Kenilworth	5.9-39	8.6-54	Colonel Light Gardens
	Eastern Park	10.6-66	10.11-71	Lockleys		Lockleys	11.11-77	9.10-64	Eastern Park
	Salisbury	10.7-67	9.11-65	Hectorville		Hectorville	8.8-56	5.5-35	Salisbury
	West Croydon	17.9-111	1.10-16	Fitzroy		Fitzroy	11.12-78	12.8-80	West Croydon
	Pooraka	Bye				Pooraka	Bye		
Round 4	Lockleys	20.8-128	5.3-33	Pooraka	Round 13	Pooraka	11.7-73	9.13-67	Lockleys
	Hectorville	10.12-72	9.11-65	Eastern Park		Eastern Park	12.7-79	17.5-107	Hectorville
	Fitzroy	5.6-36	8.12-60	Salisbury		Salisbury	23.15-153	1.2-8	Fitzroy
	Kenilworth	21.15-141	0.1-1	West Croydon		West Croydon	1.2-8	32.16-208	Kenilworth
	Colonel Light Gardens	Bye				Colonel Light Gardens	Bye		
Round 5	Colonel Light Gardens	6.8-44	18.10-118	Lockleys	Round 14	Lockleys	12.12-84	7.6-48	Colonel Light Gardens
	Pooraka	5.5-35	10.6-66	Hectorville		Hectorville	6.4-40	7.11-53	Pooraka
	Eastern Park	7.11-53	10.15-75	Salisbury		Salisbury	8.9-57	3.6-24	Eastern Park
	Fitzroy	1.2-8	31.23-209	Kenilworth		Kenilworth	22.14-146	1.0-6	Fitzroy
	West Croydon	Bye				West Croydon	Bye		
Round 6	Hectorville	11.20-86	4.5-29	Colonel Light Gardens	Round 15	Colonel Light Gardens	9.9-63	15.5-95	Eastern Park
	Salisbury	6.7-43	12.10-82	Pooraka		Kenilworth	11.10-76	5.6-36	Hectorville
	Eastern Park	21.19-145	6.8-44	Fitzroy		Fitzroy	0.5-5	21.18-144	Pooraka
	Lockleys	20.12-132	2.2-14	West Croydon		West Croydon	4.5-29	17.18-120	Salisbury
	Kenilworth	Bye				Lockleys	Bye		
Round 7	Colonel Light Gardens	13.8-86	12.7-79	Salisbury	Round 16	Pooraka	14.10-94	7.7-49	Colonel Light Gardens
	Pooraka	12.11-83	9.7-61	Eastern Park		Eastern Park	24.13-157	7.3-45	West Croydon
	West Croydon	8.8-56	9.11-65	Hectorville		Salisbury	5.3-33	9.15-69	Kenilworth
	Kenilworth	7.3-45	17.3-105	Lockleys		Lockleys	35.16-226	0.1-1	Fitzroy
	Fitzroy	Bye				Hectorville	Bye		
Round 8	Eastern Park	21.18-144	6.7-43	Colonel Light Gardens	Round 17	Colonel Light Gardens	7.7-49	15.14-104	Hectorville
	Pooraka	17.11-113	2.6-18	Fitzroy		Pooraka	21.11-137	3.2-20	Salisbury
	Salisbury	10.6-66	6.10-46	West Croydon		Fitzroy	4.6-30	23.11-149	Eastern Park
	Hectorville	14.8-92	3.6-24	Kenilworth		West Croydon	1.0-6	30.19-199	Lockleys
	Lockleys	Bye				Kenilworth	Bye		
Round 9	Colonel Light Gardens	7.3-45	9.13-67	Pooraka	Round 18	Salisbury	16.8-104	6.3-39	Colonel Light Gardens
	West Croydon	2.10-22	16.17-113	Eastern Park		Eastern Park	8.3-51	15.11-101	Pooraka
	Kenilworth	9.7-61	8.9-57	Salisbury		Hectorville	24.15-159	1.4-10	West Croydon
	Fitzroy	3.0-18	20.19-139	Lockleys		Lockleys	14.7-91	3.6-24	Kenilworth
	Hectorville	Bye				Fitzroy	Bye		

## MAJOR ROUNDS

### Preliminary Final

Kenilworth	8.5-53	7.7-49	Pooraka
------------	--------	--------	---------

### Preliminary Final

Lockleys	8.7-55	6.8-44	Hectorville
----------	--------	--------	-------------

### Grand Final

Lockleys	7.3-45	6.4-40	Kenilworth
----------	--------	--------	------------

# MEN'S DIVISION 6



## GRAND FINAL

Elizabeth (7.9-51) d. St Paul's OS (4.2-26)

Best on Ground: Jake Reynolds, Elizabeth

Umpires:

Field – Amin Chehade, Mark Hill

Boundary – Brett Heritage, Charlie Heritage

Goal – Lee Burns, Daryl Ellery

## LADDER

Club	Played	Win	Loss	Draw	Bye	For	Against	%	Points
Elizabeth	16	16	0	0	2	1804	817	68.83	32
Trinity OS	16	13	3	0	2	1607	1076	59.9	26
St Pauls OS	16	12	4	0	2	1373	944	59.26	24
Blackfriars OS	16	10	6	0	2	1595	1114	58.88	20
Para Hills	16	5	11	0	2	1166	1414	45.19	10
Marion	16	5	11	0	2	1079	1341	44.59	10
Rosewater	16	5	11	0	2	1015	1476	40.75	10
Ingle Farm	16	4	12	0	2	1073	1601	40.13	8
Mawson Lakes	16	2	14	0	2	876	1805	32.67	4

## AG BERT MEDAL LEADERBOARD

First Name	Surname	Club	Votes
Matthew	Brincat	Blackfriars OS	31
Riley	Henriks	St Pauls OS	31
Joel	Foster	Elizabeth	24
Jack	Matthews	Trinity OS	19
Dylan	Richardson	Blackfriars OS	15
Domenico	Barilla	Trinity OS	14
Jake	Reynolds	Elizabeth	14
Nikolas	Papaioannou	St Pauls OS	11
Devin	Payne	Ingle Farm	10
Lynton	Power	Para Hills	9
Michael	Wheaton	Ingle Farm	9
Dylan	Lockwood	Rosewater	8
Joshua	Ebbs	Trinity OS	8
Daniel	Weetra	Para Hills	8
Samuel	Bugeja	Rosewater	8
Benjamin	Taylor	Elizabeth	8
Giuseppe	Vellotti	Blackfriars OS	7
Francesco	Marafioti	Blackfriars OS	7
Scott	Friend	Rosewater	7
Terry	Milera	Marion	7

## LEADING GOAL KICKER LEADERBOARD

First Name	Surname	Club	Goals
Jarad	Clinton	Elizabeth	72
Daniel	Weetra	Para Hills	52
Steven	Willment	Para Hills	46
Dylan	Richardson	Blackfriars OS	42
Domenico	Barilla	Trinity OS	42
Matthew	Rivett	Blackfriars OS	40
Luke	Murphy	Blackfriars OS	32
Michael	Wheaton	Ingle Farm	32
Devin	Payne	Ingle Farm	31
Braden	Owen	Elizabeth	28
Bailey	Puvogel	Trinity OS	28
Matthew	Pendington	St Pauls OS	28
Thomas	Schlicker	St Pauls OS	27
Terry	Milera	Marion	26
Riley	Henriks	St Pauls OS	25
Hugh	Johnson-Schroeder	Rosewater	25
Patrick	O'Dea	Marion	23
Harrison	Tuck	Trinity OS	23
Jacob	Shephard	Elizabeth	22
Matthew	Brincat	Blackfriars OS	21

## MINOR ROUNDS

Round 1	Blackfriars OS	23.18-156	5.6-36	Mawson Lakes	Round 10	Mawson Lakes	5.6-36	22.9-141	Blackfriars OS
	Para Hills	7.5-47	15.12-102	Elizabeth		Elizabeth	17.12-114	11.5-71	Para Hills
	Marion	9.7-61	17.16-118	St Paul's OS		St Paul's OS	13.7-85	9.7-61	Marion
	Rosewater	11.9-75	6.13-49	Ingle Farm		Ingle Farm	13.7-85	11.18-84	Rosewater
	Trinity OS	Bye				Trinity OS	Bye		
Round 2	Elizabeth	15.17-107	4.8-32	Blackfriars OS	Round 11	Blackfriars OS	13.10-88	14.8-92	Elizabeth
	St Paul's OS	16.11-107	9.4-58	Para Hills		Para Hills	7.6-48	12.14-86	St Paul's OS
	Ingle Farm	12.13-85	16.11-107	Marion		Marion	18.12-120	5.15-45	Ingle Farm
	Trinity OS	18.18-126	10.8-68	Rosewater		Rosewater	5.11-41	13.11-89	Trinity OS
	Mawson Lakes	Bye				Mawson Lakes	Bye		
Round 3	Blackfriars OS	12.11-83	16.18-114	St Paul's OS	Round 12	St Paul's OS	5.7-37	10.18-78	Blackfriars OS
	Para Hills	14.13-97	15.16-106	Ingle Farm		Ingle Farm	5.11-41	9.5-59	Para Hills
	Marion	8.8-56	10.13-73	Trinity OS		Trinity OS	16.14-110	12.6-78	Marion
	Elizabeth	16.20-116	6.9-45	Mawson Lakes		Mawson Lakes	6.5-41	20.16-136	Elizabeth
	Rosewater	Bye				Rosewater	Bye		
Round 4	Ingle Farm	12.12-84	18.15-123	Blackfriars OS	Round 13	Blackfriars OS	23.21-159	8.6-54	Ingle Farm
	Trinity OS	18.12-120	9.6-60	Para Hills		Para Hills	6.8-44	16.16-112	Trinity OS
	Mawson Lakes	14.10-94	10.13-73	Rosewater		Rosewater	13.20-98	7.11-53	Mawson Lakes
	St Paul's OS	7.8-50	10.6-66	Elizabeth		Elizabeth	18.11-119	5.9-39	St Paul's OS
	Marion	Bye				Marion	Bye		
Round 5	Blackfriars OS	11.12-78	16.10-106	Trinity OS	Round 14	Trinity OS	12.8-80	11.8-74	Blackfriars OS
	Marion	8.7-55	8.10-58	Rosewater		Rosewater	8.9-57	10.10-70	Marion
	Elizabeth	12.14-86	12.5-77	Ingle Farm		Ingle Farm	7.10-52	17.20-122	Elizabeth
	Mawson Lakes	3.10-28	15.16-106	St Paul's OS		St Paul's OS	14.14-98	7.6-48	Mawson Lakes
	Para Hills	Bye				Para Hills	Bye		
Round 6	Rosewater	11.14-80	7.10-52	Para Hills	Round 15	Blackfriars OS	9.18-72	7.8-50	Marion
	Marion	9.10-64	5.8-38	Mawson Lakes		Mawson Lakes	7.12-54	15.11-101	Para Hills
	Trinity OS	9.11-65	14.14-98	Elizabeth		Rosewater	6.2-38	27.15-177	Elizabeth
	Ingle Farm	9.7-61	11.18-84	St Paul's OS		Ingle Farm	7.2-44	16.18-114	Trinity OS
	Blackfriars OS	Bye				St Paul's OS	Bye		
Round 7	Blackfriars OS	12.13-85	11.12-78	Rosewater	Round 16	Para Hills	12.5-77	17.12-114	Blackfriars OS
	Para Hills	20.6-126	11.7-73	Marion		Marion	4.8-32	19.13-127	Elizabeth
	St Paul's OS	10.6-66	5.11-41	Trinity OS		St Paul's OS	14.18-102	4.9-33	Rosewater
	Mawson Lakes	10.12-72	14.9-93	Ingle Farm		Trinity OS	24.12-156	11.2-68	Mawson Lakes
	Elizabeth	Bye				Ingle Farm	Bye		
Round 8	Marion	8.8-56	8.7-55	Blackfriars OS	Round 17	Para Hills	11.8-74	14.10-94	Rosewater
	Para Hills	16.22-118	7.6-48	Mawson Lakes		Mawson Lakes	15.12-102	13.20-98	Marion
	Elizabeth	16.16-112	4.6-30	Rosewater		Elizabeth	19.13-127	9.13-67	Trinity OS
	Trinity OS	18.9-117	10.6-66	Ingle Farm		St Paul's OS	16.14-110	5.8-38	Ingle Farm
	St Paul's OS	Bye				Blackfriars OS	Bye		
Round 9	Blackfriars OS	15.18-108	6.11-47	Para Hills	Round 18	Rosewater	9.6-60	22.17-149	Blackfriars OS
	Elizabeth	16.7-103	6.7-43	Marion		Marion	7.13-55	11.21-87	Para Hills
	Rosewater	6.12-48	16.8-104	St Paul's OS		Trinity OS	11.7-73	9.13-67	St Paul's OS
	Mawson Lakes	6.5-41	23.20-158	Trinity OS		Ingle Farm	13.15-93	10.12-72	Mawson Lakes
	Ingle Farm	Bye				Elizabeth	Bye		

## MAJOR ROUNDS

### Preliminary Final

Trinity OS	6.10-46	12.9-81	St Paul's OS
------------	---------	---------	--------------

### Preliminary Final

Elizabeth	12.13-85	3.12-30	Blackfriars OS
-----------	----------	---------	----------------

### Grand Final

Elizabeth	7.9-51	4.2-26	St Paul's OS
-----------	--------	--------	--------------

# MEN'S DIVISION 6 RESERVES



## GRAND FINAL

Trinity OS (5.14-44) d. Blackfriars OS (6.3-39)

Best on Ground: Harrison Smith, Trinity OS

Umpires:

Field – Daniel Barbulovic, John Morrison

Boundary – Emma Jones, Chris Lambert

Goal – Lynton Davies, Owen Gillingham

## LADDER

Club	Played	Win	Loss	Draw	Bye	For	Against	%	Points
Blackfriars OS	16	15	1	0	2	1524	514	74.78	30
Trinity OS	16	13	3	0	2	1182	424	73.6	26
Elizabeth	16	11	5	0	2	1278	611	67.65	22
St Pauls OS	16	11	5	0	2	1155	723	61.5	22
Marion	16	7	9	0	2	1001	813	55.18	14
Para Hills	15	7	8	0	2	772	993	43.74	14
Ingle Farm	16	4	12	0	2	789	1181	40.05	8
Mawson Lakes	16	2	14	0	2	623	1531	28.92	4
Rosewater	15	1	14	0	2	306	1840	14.26	2

## AEC TRELOAR MEDAL LEADERBOARD

First Name	Surname	Club	Votes
Sean	Bayzand	Marion	25
Matthew	Perry	Trinity OS	23
Bradley	Hillman	Blackfriars OS	23
Ayual	Garang	Trinity OS	13
Branden	Richter	St Pauls OS	10
Michael	Cronin	Blackfriars OS	10
William	Keynes	St Pauls OS	9
Edward	Ibrahim	St Pauls OS	8
Kristopher	Todd	Elizabeth	8
Mark	Fulgueras	Mawson Lakes	8
Antonio	Scaffidi-Muta	Blackfriars OS	8
Harrison	Smith	Trinity OS	7
Jaylen	Dunk	Elizabeth	7
Joel	Melican	Para Hills	7
Carey	Williams	Elizabeth	7
Bunrathanak	Hem	Para Hills	7
John	Page	Elizabeth	7
Travis	Hillman	Blackfriars OS	7
Chad	Spurr	Trinity OS	6
David	Smith	Para Hills	6

## LEADING GOAL KICKER LEADERBOARD

First Name	Surname	Club	Goals
Matthew	Perry	Trinity OS	56
Brad	Jonnek	St Pauls OS	42
Travis	Hillman	Blackfriars OS	34
Sam	Caruso	Blackfriars OS	34
Antonio	Scaffidi-Muta	Blackfriars OS	29
Ryan	Wade	Marion	27
Matthew	Linke	Marion	24
Branden	Richter	St Pauls OS	24
Bradley	Schaper	Trinity OS	22
Todd	Lord	Para Hills	19
Alexander	Koutroulis-Duke	Blackfriars OS	17
Liam	Marussi-Marks	Elizabeth	17
Jovan	Bojovic	St Pauls OS	16
Chad	Spurr	Trinity OS	16
Daniel	Pomery	St Pauls OS	15
Richard	Burgoyne	Elizabeth	13
Theo	Girgolas	St Pauls OS	13
Ashley	Wieland	Para Hills	13
Geoffrey	Hogan	Elizabeth	13
Harrison	Smith	Trinity OS	13

## MINOR ROUNDS

Round 1	Blackfriars OS	20.18-138	3.5-23	Mawson Lakes	Round 10	Mawson Lakes	3.2-20	18.12-120	Blackfriars OS
	Para Hills	2.2-14	6.13-49	Elizabeth		Elizabeth	14.20-104	7.3-45	Para Hills
	Marion	5.5-35	5.9-39	St Paul's OS		St Paul's OS	12.9-81	6.6-42	Marion
	Rosewater	3.3-21	9.16-70	Ingle Farm		Ingle Farm	22.19-151	2.4-16	Rosewater
	Trinity OS	Bye				Trinity OS	Bye		
Round 2	Elizabeth	5.4-34	10.10-70	Blackfriars OS	Round 11	Blackfriars OS	9.12-66	4.4-28	Elizabeth
	St Paul's OS	12.5-77	5.10-40	Para Hills		Para Hills	10.11-71	4.7-31	St Paul's OS
	Ingle Farm	8.7-55	4.12-36	Marion		Marion	10.6-66	6.7-43	Ingle Farm
	Trinity OS	12.12-84	4.1-25	Rosewater		Rosewater	0.0-0	27.13-175	Trinity OS
	Mawson Lakes	Bye				Mawson Lakes	Bye		
Round 3	Blackfriars OS	10.8-68	9.5-59	St Paul's OS	Round 12	St Paul's OS	5.6-36	9.18-72	Blackfriars OS
	Para Hills	12.4-76	10.13-73	Ingle Farm		Ingle Farm	4.8-32	7.5-47	Para Hills
	Marion	5.3-33	6.14-50	Trinity OS		Trinity OS	4.9-33	5.7-37	Marion
	Elizabeth	16.14-110	1.3-9	Mawson Lakes		Mawson Lakes	3.7-25	17.12-114	Elizabeth
	Rosewater	Bye				Rosewater	Bye		
Round 4	Ingle Farm	6.8-44	17.10-112	Blackfriars OS	Round 13	Blackfriars OS	22.16-148	4.4-28	Ingle Farm
	Trinity OS	17.13-115	2.5-17	Para Hills		Para Hills	5.7-37	7.9-51	Trinity OS
	Mawson Lakes	16.11-107	8.5-53	Rosewater		Rosewater	9.6-60	9.5-59	Mawson Lakes
	St Paul's OS	7.2-44	8.8-56	Elizabeth		Elizabeth	7.13-55	10.4-64	St Paul's OS
	Marion	Bye				Marion	Bye		
Round 5	Blackfriars OS	5.6-36	8.4-52	Trinity OS	Round 14	Trinity OS	1.7-13	6.6-42	Blackfriars OS
	Marion	14.12-96	3.3-21	Rosewater		Rosewater	1.5-11	11.13-79	Marion
	Elizabeth	13.8-86	4.3-27	Ingle Farm		Ingle Farm	3.6-24	12.19-91	Elizabeth
	Mawson Lakes	8.4-52	12.7-79	St Paul's OS		St Paul's OS	13.15-93	3.5-23	Mawson Lakes
	Para Hills	Bye				Para Hills	Bye		
Round 6	Rosewater	4.2-26	11.22-88	Para Hills	Round 15	Blackfriars OS	16.5-101	8.4-52	Marion
	Marion	11.9-75	9.1-55	Mawson Lakes		Mawson Lakes	6.5-41	18.7-115	Para Hills
	Trinity OS	6.4-40	3.3-21	Elizabeth		Rosewater	0.4-4	27.13-175	Elizabeth
	Ingle Farm	5.6-36	16.14-110	St Paul's OS		Ingle Farm	1.3-9	16.13-109	Trinity OS
	Blackfriars OS	Bye				St Paul's OS	Bye		
Round 7	Blackfriars OS	20.17-137	3.3-21	Rosewater	Round 16	Para Hills	4.5-29	14.10-94	Blackfriars OS
	Para Hills	12.10-82	5.4-34	Marion		Marion	8.6-54	10.7-67	Elizabeth
	St Paul's OS	7.6-48	6.10-46	Trinity OS		St Paul's OS	21.13-139	2.4-16	Rosewater
	Mawson Lakes	11.10-76	7.7-49	Ingle Farm		Trinity OS	18.11-119	3.5-23	Mawson Lakes
	Elizabeth	Bye				Ingle Farm	Bye		
Round 8	Marion	5.7-37	8.8-56	Blackfriars OS	Round 17	Mawson Lakes	3.5-23	24.12-156	Marion
	Para Hills	8.9-57	6.2-38	Mawson Lakes		Elizabeth	5.6-36	11.9-75	Trinity OS
	Elizabeth	27.18-180	0.0-0	Rosewater		St Paul's OS	11.7-73	4.5-29	Ingle Farm
	Trinity OS	11.8-74	1.8-14	Ingle Farm		Para Hills			Rosewater
	St Paul's OS	Bye				Blackfriars OS	Bye		
Round 9	Blackfriars OS	16.13-109	4.6-30	Para Hills	Round 18	Rosewater	1.2-8	24.11-155	Blackfriars OS
	Elizabeth	11.6-72	7.8-50	Marion		Marion	17.17-119	4.0-24	Para Hills
	Rosewater	4.0-24	22.13-145	St Paul's OS		Trinity OS	9.4-58	5.7-37	St Paul's OS
	Mawson Lakes	1.3-9	13.10-88	Trinity OS		Ingle Farm	14.21-105	6.4-40	Mawson Lakes
	Ingle Farm	Bye				Elizabeth	Bye		

## MAJOR ROUNDS

### Preliminary Final

Blackfriars OS	10.4-64	3.8-26	St Paul's OS
----------------	---------	--------	--------------

### Preliminary Final

Trinity OS	7.8-50	6.6-42	Elizabeth
------------	--------	--------	-----------

### Grand Final

Blackfriars OS	6.3-39	5.14-44	Trinity OS
----------------	--------	---------	------------

# MEN'S DIVISION 7



## GRAND FINAL

Brahma Lodge (16.13-109) d. Central United (8.9-57)

Best on Ground: Jackson Thompson, Brahma Lodge

Umpires:

Field – Cameron Scott, Greg Von Einem

Boundary – James Walkley, Maks Zalkauskas

Goal – Robin Perry, Grant Potter

## LADDER

Club	Played	Win	Loss	Draw	Bye	For	Against	%	Points
Central United	16	14	2	0	2	1645	804	67.17	28
Greenacres	16	13	3	0	2	1647	950	63.42	26
Brahma Lodge	16	13	3	0	2	1706	1043	62.06	26
Adelaide Lutheran	16	9	7	0	2	1501	1188	55.82	18
Houghton Districts	16	8	8	0	2	1275	1317	49.19	16
Mitchell Park	16	7	9	0	2	1370	1330	50.74	14
Flinders University	16	5	11	0	2	1138	1404	44.77	10
Hackham	16	2	14	0	2	977	1653	37.15	4
O'Sullivan Beach Lonsdale	16	1	15	0	2	698	2268	23.53	2

## RA STENNETT MEDAL LEADERBOARD

First Name	Surname	Club	Votes
<b>Cameron</b>	<b>Thompson</b>	<b>Houghton Districts</b>	<b>17</b>
Andrew	Wilson	Adelaide Lutheran	16
Rowan	Miegel	Adelaide Lutheran	15
Luke	Allan	Hackham	14
Patrick	Newman	Flinders University	12
Dene	Steele	Brahma Lodge	12
John	Mason	Flinders University	12
Ben	Bamford	Greenacres	12
Brayden	Abbott	Central United	11
Jackson	Thompson	Brahma Lodge	11
Adrian	Mark	Central United	11
Matthew	Gibson	Greenacres	11
Jack	Scott	Brahma Lodge	10
Peter	Dempsey	Central United	9
Dean	Steele	Central United	9
Paul	Merritt	Greenacres	8
Brett	Pinder	Flinders University	8
Jack	Mau	Greenacres	8
Joseph	Eisner	Greenacres	8
Thomas	Kowald	Adelaide Lutheran	7

## LEADING GOAL KICKER LEADERBOARD

First Name	Surname	Club	Goals
<b>Darrell</b>	<b>McIntyre</b>	<b>Central United</b>	<b>75</b>
Matthew	Gibson	Greenacres	71
Adam	Halime	Mitchell Park	60
Rowan	Miegel	Adelaide Lutheran	44
Ben	Bamford	Greenacres	41
Paul	Cree	Houghton Districts	40
Shane	Stevens	Hackham	40
Eric	Hem-Mendes	Brahma Lodge	34
Jamie	Lane	Central United	34
Jack	Scott	Brahma Lodge	31
Luke	Allan	Hackham	27
Justin	Davies	Brahma Lodge	25
Chris	Scholefield	Adelaide Lutheran	24
Adam	Fiedler	Houghton Districts	24
Ashley	Goodall	Adelaide Lutheran	22
Brayden	Abbott	Central United	20
Jamie	Howcroft	Greenacres	19
Jye	Thomson	Mitchell Park	19
Thomas	Kowald	Adelaide Lutheran	18
Thomas	Jenkins	Brahma Lodge	17

## MINOR ROUNDS

Round 1	Hackham	3.3-21	12.13-85	Mitchell Park	Round 9	Hackham	14.9-93	7.11-53	Flinders University
	Central United	16.11-107	9.5-59	O'Sullivan Beach Lonsdale		O'Sullivan Beach Lonsdale	9.9-63	15.18-108	Greenacres
	Greenacres	18.10-118	18.16-124	Brahma Lodge		Brahma Lodge	16.8-104	7.7-49	Houghton Districts
	Houghton Districts	8.11-59	5.10-40	Adelaide Lutheran		Mitchell Park	12.14-86	12.8-80	Adelaide Lutheran
	Flinders University	Bye				Central United	Bye		
Round 2	O'Sullivan Beach Lonsdale	7.5-47	17.12-114	Flinders University	Round 10	Mitchell Park	17.16-118	7.10-52	Hackham
	Brahma Lodge	7.9-51	12.8-80	Central United		O'Sullivan Beach Lonsdale	1.3-9	18.17-125	Central United
	Adelaide Lutheran	8.8-56	16.16-112	Greenacres		Brahma Lodge	12.13-85	10.8-68	Greenacres
	Mitchell Park	9.8-62	17.15-117	Houghton Districts		Adelaide Lutheran	19.18-132	10.12-72	Houghton Districts
	Hackham	Bye				Flinders University	Bye		
Round 3	Hackham	8.16-64	13.5-83	O'Sullivan Beach Lonsdale	Round 11	Flinders University	25.18-168	3.2-20	O'Sullivan Beach Lonsdale
	Flinders University	8.7-55	11.12-78	Brahma Lodge		Central United	13.16-94	7.10-52	Brahma Lodge
	Central United	17.15-117	8.8-56	Mitchell Park		Greenacres	14.13-97	7.13-55	Adelaide Lutheran
	Greenacres	19.9-123	9.12-66	Houghton Districts		Houghton Districts	13.20-98	9.7-61	Mitchell Park
	Adelaide Lutheran	Bye				Hackham	Bye		
Round 4	Brahma Lodge	23.14-152	8.9-57	Hackham	Round 12	O'Sullivan Beach Lonsdale	9.6-60	18.22-130	Hackham
	Adelaide Lutheran	24.9-153	11.9-75	Flinders University		Brahma Lodge	13.12-90	7.10-52	Flinders University
	Houghton Districts	8.9-57	18.24-132	Central United		Houghton Districts	8.9-57	11.15-81	Greenacres
	Greenacres	15.19-109	9.9-63	Mitchell Park		Mitchell Park	12.6-78	18.13-121	Central United
	O'Sullivan Beach Lonsdale	Bye				Adelaide Lutheran	Bye		
Round 5	Hackham	13.7-85	13.15-93	Adelaide Lutheran	Round 13	Hackham	9.12-66	18.11-119	Brahma Lodge
	Flinders University	6.15-51	13.14-92	Houghton Districts		Flinders University	6.9-45	14.13-97	Adelaide Lutheran
	Central United	8.15-63	11.7-73	Greenacres		Central United	14.14-98	6.13-49	Houghton Districts
	Mitchell Park	23.17-155	11.8-74	O'Sullivan Beach Lonsdale		Mitchell Park	10.5-65	12.11-83	Greenacres
	Brahma Lodge	Bye				O'Sullivan Beach Lonsdale	Bye		
Round 6	Houghton Districts	13.15-93	8.9-57	Hackham	Round 14	Adelaide Lutheran	11.14-80	6.10-46	Hackham
	Greenacres	13.13-91	5.7-37	Flinders University		Houghton Districts	7.8-50	9.19-73	Flinders University
	Central United	17.10-112	5.9-39	Adelaide Lutheran		Greenacres	8.7-55	8.11-59	Central United
	Brahma Lodge	20.12-132	4.5-29	O'Sullivan Beach Lonsdale		O'Sullivan Beach Lonsdale	2.3-15	24.23-167	Mitchell Park
	Mitchell Park	Bye				Brahma Lodge	Bye		
Round 7	Hackham	7.13-55	8.14-62	Greenacres	Round 15	Hackham	6.7-43	18.10-118	Central United
	Flinders University	5.17-47	13.8-86	Central United		Mitchell Park	17.7-109	7.9-51	Flinders University
	O'Sullivan Beach Lonsdale	8.10-58	16.12-108	Adelaide Lutheran		Brahma Lodge	15.13-103	9.13-67	Adelaide Lutheran
	Mitchell Park	12.12-84	11.14-80	Brahma Lodge		O'Sullivan Beach Lonsdale	4.6-30	20.13-133	Houghton Districts
	Houghton Districts	Bye				Greenacres	Bye		
Round 8	Central United	16.18-114	2.13-25	Hackham	Round 16	Flinders University	24.17-161	8.4-52	Hackham
	Flinders University	17.9-111	11.8-74	Mitchell Park		Greenacres	33.28-226	3.4-22	O'Sullivan Beach Lonsdale
	Houghton Districts	14.11-95	9.7-61	O'Sullivan Beach Lonsdale		Houghton Districts	10.7-67	20.18-138	Brahma Lodge
	Adelaide Lutheran	11.12-78	14.11-95	Brahma Lodge		Adelaide Lutheran	16.12-108	8.9-57	Mitchell Park
	Greenacres	Bye				Central United	Bye		

## MAJOR ROUNDS

### Preliminary Final

Greenacres	4.16-40	9.14-68	Brahma Lodge
------------	---------	---------	--------------

### Preliminary Final

Central United	7.7-49	7.6-48	Adelaide Lutheran
----------------	--------	--------	-------------------

### Grand Final

Central United	8.9-57	16.13-109	Brahma Lodge
----------------	--------	-----------	--------------

# MEN'S DIVISION 7 RESERVES



## GRAND FINAL

Brahma Lodge (6.10-46) d. Flinders University (5.11-41)

Best on Ground: Daniel Huitema, Brahma Lodge

Umpires:

Field – Mark Braunack, Joel Degilio

Boundary – Jacob Cunningham, Jackson Moody

Goal – Gary Coombes, Ian Macgregor

## LADDER

Club	Played	Win	Loss	Draw	Bye	For	Against	%	Points
Central United	16	16	0	0	2	1261	578	68.57	32
Adelaide Lutheran	16	12	4	0	2	1515	502	75.11	24
Brahma Lodge	16	12	4	0	2	1439	685	67.75	24
Flinders University	16	9	7	0	2	1283	753	63.02	18
Houghton Districts	16	9	7	0	2	1183	899	56.82	18
Greenacres	16	7	9	0	2	900	953	48.57	14
O'Sullivan Beach Lonsdale	16	4	12	0	2	624	1468	29.83	8
Mitchell Park	16	2	14	0	2	561	1558	26.47	4
Hackham	16	1	15	0	2	421	1791	19.03	2

## FJ MONTEN MEDAL LEADERBOARD

First Name	Surname	Club	Votes
Joel	Clarke	Adelaide Lutheran	18
Matthew	Purcell	Central United	18
Daniel	Bowell	Brahma Lodge	13
Andrew	Clark	Greenacres	11
Craig	Bentley	Adelaide Lutheran	11
Jesse	May	Houghton Districts	10
Jamie	McCafferty	Houghton Districts	10
Thomas	Sekay	Adelaide Lutheran	8
Alex	Bradley	Flinders University	8
Nicholas	Kershaw	Central United	8
Jesse	Schulz	Houghton Districts	7
Christopher	Garner	Greenacres	7
Earran	Lem	Brahma Lodge	7
Thomas	Hamilton	Central United	6
Jonathon	Overeem	Flinders University	6
Leigh	Handl	Central United	6
Nicholas	Howie	Flinders University	6
Ryan	Heusler	Greenacres	5
Matthew	Hobbs	Brahma Lodge	5
Mark	Richardson	Adelaide Lutheran	5

## LEADING GOAL KICKER LEADERBOARD

First Name	Surname	Club	Goals
Matthew	Broadbent	Brahma Lodge	31
Ayrton	Seneca	Adelaide Lutheran	31
Zac	Matthews	Flinders University	30
Joel	Clarke	Adelaide Lutheran	29
Michael	Menz	Adelaide Lutheran	29
David	Tatkovich	Greenacres	27
Kane	Stocks	Central United	23
William	Hull	Flinders University	22
Daniel	Grgurovic	Brahma Lodge	21
Aaron	Frith	Central United	21
Mathew	Stancl	Adelaide Lutheran	21
Matthew	Purcell	Central United	19
Freddy	Taylor	Houghton Districts	18
Jamie	Craig	Flinders University	17
Alex	Bradley	Flinders University	16
Joshua	Stone	Adelaide Lutheran	16
Jordan	Perna-Hague	Central United	15
Michael	Gilling	Houghton Districts	14
Brodie	Miller	Adelaide Lutheran	14
Daniel	Bowell	Brahma Lodge	14



## MINOR ROUNDS

Round 1	Hackham	1.2-8	18.15-123	Mitchell Park	Round 10	Mitchell Park	6.6-42	9.11-65	Hackham
	Central United	17.11-113	4.3-27	O'Sullivan Beach Lonsdale		O'Sullivan Beach Lonsdale	8.4-52	17.9-111	Central United
	Greenacres	11.8-74	9.11-65	Brahma Lodge		Brahma Lodge	12.9-81	4.6-30	Greenacres
	Houghton Districts	8.8-56	7.5-47	Adelaide Lutheran		Adelaide Lutheran	18.13-121	3.8-26	Houghton Districts
	Flinders University					Flinders University			
Round 2	O'Sullivan Beach Lonsdale	8.5-53	18.18-126	Flinders University	Round 11	Flinders University	18.18-126	4.4-28	O'Sullivan Beach Lonsdale
	Brahma Lodge	7.7-49	9.5-59	Central United		Central United	8.10-58	7.7-49	Brahma Lodge
	Adelaide Lutheran	10.11-71	2.7-19	Greenacres		Greenacres	5.6-36	13.7-85	Adelaide Lutheran
	Mitchell Park	2.6-18	22.11-143	Houghton Districts		Houghton Districts	17.13-115	5.6-36	Mitchell Park
	Hackham	Bye				Hackham	Bye		
Round 3	Hackham	6.3-39	7.11-53	O'Sullivan Beach Lonsdale	Round 12	O'Sullivan Beach Lonsdale	8.11-59	3.9-27	Hackham
	Flinders University	9.4-58	15.13-103	Brahma Lodge		Brahma Lodge	7.12-54	5.8-38	Flinders University
	Central United	13.15-93	3.9-27	Mitchell Park		Mitchell Park	2.4-16	18.9-117	Central United
	Greenacres	12.6-78	13.8-86	Houghton Districts		Houghton Districts	6.7-43	4.12-36	Greenacres
	Adelaide Lutheran	Bye				Adelaide Lutheran	Bye		
Round 4	Brahma Lodge	24.20-164	4.0-24	Hackham	Round 13	Hackham	5.3-33	19.18-132	Brahma Lodge
	Adelaide Lutheran	15.9-99	5.7-37	Flinders University		Flinders University	6.8-44	10.8-68	Adelaide Lutheran
	Houghton Districts	5.12-42	8.11-59	Central United		Central United	13.9-87	5.5-35	Houghton Districts
	Greenacres	19.15-129	2.2-14	Mitchell Park		Mitchell Park	6.8-44	8.7-55	Greenacres
	O'Sullivan Beach Lonsdale	Bye				O'Sullivan Beach Lonsdale	Bye		
Round 5	Hackham	0.0-0	26.23-179	Adelaide Lutheran	Round 14	Adelaide Lutheran	18.16-124	0.1-1	Hackham
	Flinders University	9.13-67	3.8-26	Houghton Districts		Houghton Districts	5.7-37	9.8-62	Flinders University
	Central United	10.11-71	6.7-43	Greenacres		Greenacres	4.5-29	10.5-65	Central United
	Mitchell Park	6.9-45	7.5-47	O'Sullivan Beach Lonsdale		O'Sullivan Beach Lonsdale	2.3-15	12.12-84	Mitchell Park
	Brahma Lodge	Bye				Brahma Lodge	Bye		
Round 6	Houghton Districts	22.19-151	3.0-18	Hackham	Round 15	Hackham	1.5-11	16.10-106	Central United
	Greenacres	10.20-80	7.6-48	Flinders University		Mitchell Park	5.4-34	15.18-108	Flinders University
	Central United	7.6-48	6.5-41	Adelaide Lutheran		O'Sullivan Beach Lonsdale	4.7-31	18.20-128	Houghton Districts
	Brahma Lodge	18.14-122	3.6-24	O'Sullivan Beach Lonsdale		Brahma Lodge	10.5-65	9.6-60	Adelaide Lutheran
	Mitchell Park	Bye				Greenacres	Bye		
Round 7	Hackham	7.13-55	8.14-62	Greenacres	Round 16	Flinders University	20.12-132	4.2-26	Hackham
	Flinders University	4.7-31	7.8-50	Central United		Greenacres	14.18-102	3.4-22	O'Sullivan Beach Lonsdale
	O'Sullivan Beach Lonsdale	3.1-19	20.19-139	Adelaide Lutheran		Houghton Districts	5.10-40	7.17-59	Brahma Lodge
	Mitchell Park	0.3-3	20.17-137	Brahma Lodge		Adelaide Lutheran	20.11-131	3.5-23	Mitchell Park
	Houghton Districts	Bye				Central United	Bye		
Round 8	Central United	17.12-114	5.7-37	Hackham	Round 17	Hackham	4.4-28	23.20-158	Houghton Districts
	Flinders University	26.9-165	0.0-0	Mitchell Park		Flinders University	10.15-75	3.4-22	Greenacres
	Houghton Districts	11.11-77	4.13-37	O'Sullivan Beach Lonsdale		Adelaide Lutheran	6.7-43	7.5-47	Central United
	Adelaide Lutheran	11.12-78	7.5-47	Brahma Lodge		O'Sullivan Beach Lonsdale	7.11-53	13.10-88	Brahma Lodge
	Greenacres	Bye				Mitchell Park	Bye		
Round 9	Hackham	1.4-10	18.12-120	Flinders University	Round 18	Greenacres	10.12-72	6.3-39	Hackham
	O'Sullivan Beach Lonsdale	13.11-89	4.9-33	Greenacres		Central United	9.9-63	7.4-46	Flinders University
	Brahma Lodge	17.13-115	3.2-20	Houghton Districts		Adelaide Lutheran	16.12-108	2.3-15	O'Sullivan Beach Lonsdale
	Mitchell Park	2.7-19	19.7-121	Adelaide Lutheran		Brahma Lodge	15.19-109	5.3-33	Mitchell Park
	Central United	Bye				Houghton Districts	Bye		

## MAJOR ROUNDS

### Preliminary Final

Adelaide Lutheran	8.8-56	8.9-57	Brahma Lodge
-------------------	--------	--------	--------------

### Preliminary Final

Central United	4.5-29	11.8-74	Flinders University
----------------	--------	---------	---------------------

### Grand Final

Flinders University	5.11-41	6.10-46	Brahma Lodge
---------------------	---------	---------	--------------

# MEN'S DIVISION C1



## GRAND FINAL

Goodwood Saints (11.6-72) d. Port Districts (2.9-21)

Best on Ground: Lucas Hughes, Goodwood Saints

Umpires:

Field – Adam Forster, Nathan May

Boundary – Thomas Job, Neil Rankine

Goal – Maeve Elshaug-Betson, Benjamin Leersen

## LADDER

Club	Played	Win	Loss	Draw	Bye	For	Against	%	Points
Goodwood Saints	17	17	0	0	0	1496	557	72.87	34
Prince Alfred OC	17	15	2	0	0	1535	616	71.36	30
Port District	18	13	5	0	0	1246	770	61.81	26
Adelaide University	18	11	7	0	0	1505	1013	59.77	22
St Peters OC	17	9	8	0	0	1194	838	58.76	18
Payneham NU	18	6	12	0	0	1069	1202	47.07	12
Brighton Bombers	17	6	11	0	0	842	1106	43.22	12
Rostrevor OC	18	6	12	0	0	791	1246	38.83	12
Tea Tree Gully	18	4	14	0	0	889	1442	38.14	8
Unley Mercedes Jets	18	1	17	0	0	325	2102	13.39	2

## P COLLINS MEDAL LEADERBOARD

First Name	Surname	Club	Votes
William	Curyer	Prince Alfred OC	18
Braden	Robinson	Adelaide University	17
Shannon	Upton	Goodwood Saints	11
Joshua	Schutz	Adelaide University	11
Phillip	Doyle	Tea Tree Gully	10
Nicholas	Blanch	Prince Alfred OC	10
Andrew	Good	Goodwood Saints	9
Samyak Kumar	Jain	Payneham NU	9
Theodore	Markou	Prince Alfred OC	9
Adam	Humzy	Prince Alfred OC	9
Daniel	Arkun	Adelaide University	8
Matt	Stuart	Adelaide University	8
Nicholas	Crockart	Goodwood Saints	8
Matthew	Duggan	Port District	7
Shelley	Fulton	Adelaide University	7
William	Sullivan	Rostrevor OC	6
Christian	Imbrogno	Payneham NU	6
Callum	Rohde	Adelaide University	6
Patrick	McAuley	Tea Tree Gully	6
Samuel	Craven	St Peters OC	6

## LEADING GOAL KICKER LEADERBOARD

First Name	Surname	Club	Goals
Braden	Robinson	Adelaide University	69
Daniel	Formosa	Tea Tree Gully	33
Samyak Kumar	Jain	Payneham NU	30
Nicholas	Blanch	Prince Alfred OC	29
Matt	Stuart	Adelaide University	28
Thomas	Bateman	Adelaide University	28
Ian	Newcombe	St Peters OC	25
Samuel	Craven	St Peters OC	24
Dylan	Matthews	Rostrevor OC	24
Matthew	Duggan	Port District	23
Izach	Zinndorf	Goodwood Saints	22
Hugo	Chapman	Prince Alfred OC	20
Ben	Brookman	Brighton Bombers	20
Michael	Skouroumounis	Goodwood Saints	20
Shelley	Fulton	Adelaide University	18
Tarrant	Tomeo	Port District	18
Oliver	Grandy	Payneham NU	17
Theodore	Markou	Prince Alfred OC	17
Theodore	Markou	Prince Alfred OC	17
Michael	Grech	Port District	16

## MINOR ROUNDS

Round 1	Rostrevor OC	11.12-78	1.11-17	Unley Mercedes Jets	Round 10	Unley Mercedes Jets	5.3-33	10.20-80	Rostrevor OC
	St Peter's OC	8.6-54	5.11-41	Adelaide University		Adelaide University	16.8-104	7.3-45	St Peter's OC
	Port District	7.14-56	4.6-30	Prince Alfred OC		Prince Alfred OC	11.11-77	6.7-43	Port District
	Brighton Bombers	3.1-19	18.11-119	Goodwood Saints		Goodwood Saints	10.5-65	4.6-30	Brighton Bombers
	Payneham NU	6.9-45	8.5-53	Tea Tree Gully		Tea Tree Gully	6.5-41	16.14-110	Payneham NU
Round 2	Adelaide University	15.7-97	5.11-41	Rostrevor OC	Round 11	Rostrevor OC	9.3-57	8.6-54	Adelaide University
	Prince Alfred OC	15.12-102	4.1-25	St Peter's OC		St Peter's OC	7.5-47	14.11-95	Prince Alfred OC
	Goodwood Saints	11.8-74	5.9-39	Port District		Port District	3.8-26	8.8-56	Goodwood Saints
	Tea Tree Gully	9.2-56	10.11-71	Brighton Bombers		Brighton Bombers	9.7-61	5.8-38	Tea Tree Gully
	Unley Mercedes Jets	4.5-29	12.8-80	Payneham NU		Payneham NU	12.10-82	3.7-25	Unley Mercedes Jets
Round 3	Rostrevor OC	5.3-33	18.12-120	Prince Alfred OC	Round 12	Prince Alfred OC	9.13-67	9.7-61	Rostrevor OC
	St Peter's OC	5.4-34	8.17-65	Goodwood Saints		Goodwood Saints	7.5-47	4.10-34	St Peter's OC
	Port District	10.15-75	7.5-47	Tea Tree Gully		Tea Tree Gully	6.6-42	6.10-46	Port District
	Brighton Bombers	6.11-47	9.7-61	Payneham NU		Payneham NU	13.9-87	7.11-53	Brighton Bombers
	Adelaide University	31.17-203	0.1-1	Unley Mercedes Jets		Unley Mercedes Jets	8.7-55	18.11-119	Adelaide University
Round 4	Goodwood Saints	18.6-114	3.5-23	Rostrevor OC	Round 13	Rostrevor OC	3.1-19	13.11-89	Goodwood Saints
	Tea Tree Gully	7.7-49	8.10-58	St Peter's OC		St Peter's OC	16.20-116	5.4-34	Tea Tree Gully
	Payneham NU	12.9-81	16.8-104	Port District		Port District	12.9-81	3.6-24	Payneham NU
	Unley Mercedes Jets	3.8-26	13.11-89	Brighton Bombers		Brighton Bombers	18.3-111	0 (Forfeit)	Unley Mercedes Jets
	Prince Alfred OC	16.9-105	8.8-56	Adelaide University		Adelaide University	8.3-51	10.8-68	Prince Alfred OC
Round 5	Rostrevor OC	5.9-39	11.5-71	Tea Tree Gully	Round 14	Rostrevor OC	4.5-29	9.20-74	Payneham NU
	St Peter's OC	16.10-106	6.11-47	Payneham NU		Unley Mercedes Jets	2.5-17	17.17-119	Port District
	Port District	13.14-92	0.9-9	Brighton Bombers		Adelaide University	12.17-89	9.7-61	Tea Tree Gully
	Adelaide University	8.3-51	12.10-82	Goodwood Saints		St Peter's OC	No Score	(Cancelled)	Brighton Bombers
	Unley Mercedes Jets	0.3-3	23.16-154	Prince Alfred OC		Prince Alfred OC	No Score	(Cancelled)	Goodwood Saints
Round 6	Payneham NU	8.10-58	11.6-72	Rostrevor OC	Round 15	Rostrevor OC	4.9-33	8.7-55	Port District
	Brighton Bombers	7.7-49	6.7-43	St Peter's OC		Unley Mercedes Jets	0 (Forfeit)	18.3-111	St Peter's OC
	Port District	18.3-111	0 (Forfeit)	Unley Mercedes Jets		Adelaide University	15.8-98	4.4-28	Brighton Bombers
	Tea Tree Gully	11.5-71	15.6-96	Adelaide University		Prince Alfred OC	8.8-56	5.9-39	Payneham NU
	Goodwood Saints	9.8-62	7.2-44	Prince Alfred OC		Goodwood Saints	14.18-102	2.4-16	Tea Tree Gully
Round 7	Rostrevor OC	9.6-60	7.6-48	Brighton Bombers	Round 16	St Peter's OC	9.8-62	5.12-42	Rostrevor OC
	St Peter's OC	5.8-38	7.10-52	Port District		Port District	10.13-73	10.8-68	Adelaide University
	Adelaide University	11.14-80	8.6-54	Payneham NU		Brighton Bombers	4.5-29	6.19-55	Prince Alfred OC
	Prince Alfred OC	19.14-128	4.4-28	Tea Tree Gully		Payneham NU	10.5-65	17.9-111	Goodwood Saints
	Unley Mercedes Jets	2.2-14	24.10-154	Goodwood Saints		Tea Tree Gully	14.11-95	5.1-31	Unley Mercedes Jets
Round 8	Port District	12.9-81	1.4-10	Rostrevor OC	Round 17	Tea Tree Gully	13.8-86	3.4-22	Rostrevor OC
	St Peter's OC	36.19-235	1.1-7	Unley Mercedes Jets		Payneham NU	2.6-18	14.12-96	St Peter's OC
	Brighton Bombers	8.7-55	12.12-84	Adelaide University		Brighton Bombers	4.3-27	16.13-109	Port District
	Payneham NU	7.7-49	11.9-75	Prince Alfred OC		Goodwood Saints	10.8-68	10.5-65	Adelaide University
	Tea Tree Gully	5.5-35	16.8-104	Goodwood Saints		Prince Alfred OC	18.3-111	0 (Forfeit)	Unley Mercedes Jets
Round 9	Rostrevor OC	7.3-45	4.7-31	St Peter's OC	Round 18	Brighton Bombers	12.17-89	7.5-47	Rostrevor OC
	Adelaide University	11.12-78	6.7-43	Port District		Port District	5.11-41	8.11-59	St Peter's OC
	Prince Alfred OC	9.12-66	4.3-27	Brighton Bombers		Payneham NU	7.10-52	10.11-71	Adelaide University
	Goodwood Saints	11.7-73	6.7-43	Payneham NU		Tea Tree Gully	1.1-7	28.14-182	Prince Alfred OC
	Unley Mercedes Jets	10.7-67	9.5-59	Tea Tree Gully		Goodwood Saints	18.3-111	0 (Forfeit)	Unley Mercedes Jets

## MAJOR ROUNDS

### Preliminary Final

Prince Alfred OC	4.8-32	5.10-40	Port District
------------------	--------	---------	---------------

### Preliminary Final

Goodwood Saints	8.10-58	0.9-9	Adelaide University
-----------------	---------	-------	---------------------

### Grand Final

Goodwood Saints	11.6-72	2.9-21	Port District
-----------------	---------	--------	---------------

# MEN'S DIVISION C2



## GRAND FINAL

Henley (7.6-48) d. Old Ignatians (4.11-35)

Best on Ground: Josh Hornibrook, Henley

Umpires:

Field – Michael Raymond, Payne Sowter

Boundary – Brodie Symons, Josh Symons

Goal – Roberto Lombardi, Jonathan Owen

## LADDER

Club	Played	Win	Loss	Draw	Bye	For	Against	%	Points
Henley	18	17	1	0	0	2254	385	85.41	34
Old Ignatians	18	16	2	0	0	1845	426	81.24	32
Sacred Heart OC	18	12	6	0	0	1305	1046	55.51	24
Broadview	18	11	7	0	0	1398	878	61.42	22
Athelstone	18	11	7	0	0	1399	883	61.31	22
PHOS Camden	18	6	12	0	0	1031	1400	42.41	12
Glenunga	18	6	12	0	0	975	1433	40.49	12
Scotch OC	18	6	12	0	0	883	1322	40.05	12
Salisbury North	18	5	13	0	0	767	1732	30.69	10
Seaton Ramblers	18	0	18	0	0	243	2595	8.56	0

## JA BURCHELL MEDAL LEADERBOARD

First Name	Surname	Club	Votes
Luke	Pitman	Salisbury North	17
Eric	Hayat	Broadview	17
Nicholas	Meiers	Henley	15
Mark	Langman	Athelstone	13
Christopher	Swift	Athelstone	13
Harley	Egel	Henley	13
Brodie	Dickeson	Athelstone	10
Jamie	Lambert	Salisbury North	10
Christopher	Diotallevi	Athelstone	10
William	Haskard	Henley	9
Foti	Vassilopoulos	Scotch OC	9
Thomas	Ryan	Old Ignatians	9
Charles	Gallman	Old Ignatians	8
Joseph	Chapman	Sacred Heart OC	8
David	Wegener	Sacred Heart OC	8
Keegan	McGuinness	Henley	7
Mark	Bourne	Scotch OC	7
Bradley	Carey	Henley	7
Andrew	Gibb	Sacred Heart OC	7
Lorenzo	Johns	Henley	7

## LEADING GOAL KICKER LEADERBOARD

First Name	Surname	Club	Goals
William	Haskard	Henley	65
Michael	Newell	Athelstone	63
Charles	Gallman	Old Ignatians	42
Michael	Kocman	Sacred Heart OC	39
Kane	Fry	Henley	33
Christopher	Diotallevi	Athelstone	33
Flynn	Robertson	Broadview	30
Tom	McInerney	Sacred Heart OC	29
Michael	Johnston	Sacred Heart OC	29
Bradley	Carey	Henley	26
Shayne	Hoogmoed	Henley	26
Reece	Skinner	Athelstone	24
Curtis	Ding	PHOS Camden	24
Ben	Juers	Broadview	21
Fraser	McCormack	Broadview	21
Matthew	Berkholst	Salisbury North	21
Lachlan	Nimmo	Scotch OC	21
Joshua	Warren	Henley	19
George	Pyne	Old Ignatians	19
Jack	Hambly	Henley	19

## MINOR ROUNDS

Round 1	Seaton Ramblers	1.4-10	17.17-119	Glenunga	Round 10	Glenunga	19.33-147	0.0-0	Seaton Ramblers
	PHOS Camden	2.5-17	11.11-77	Sacred Heart OC		Sacred Heart OC	20.17-137	3.5-23	PHOS Camden
	Broadview	10.17-77	1.2-8	Salisbury North		Salisbury North	5.4-34	11.11-77	Broadview
	Henley	7.5-47	9.6-60	Old Ignatians		Old Ignatians	6.4-40	10.10-70	Henley
	Scotch OC	4.7-31	4.8-32	Athelstone		Athelstone	13.13-91	4.6-30	Scotch OC
Round 2	Sacred Heart OC	32.20-212	0.2-2	Seaton Ramblers	Round 11	Seaton Ramblers	1.3-9	24.18-162	Sacred Heart OC
	Salisbury North	10.14-74	7.10-52	PHOS Camden		PHOS Camden	12.13-85	7.8-50	Salisbury North
	Old Ignatians	9.15-69	3.5-23	Broadview		Broadview	4.4-28	12.10-82	Old Ignatians
	Henley	21.14-140	2.5-17	Athelstone		Athelstone	2.1-13	11.17-83	Henley
	Glenunga	13.14-92	5.6-36	Scotch OC		Scotch OC	10.10-70	6.3-39	Glenunga
Round 3	Seaton Ramblers	11.7-73	11.8-74	Salisbury North	Round 12	Salisbury North	20.9-129	1.5-11	Seaton Ramblers
	PHOS Camden	3.1-19	17.19-121	Old Ignatians		Old Ignatians	15.14-104	3.5-23	PHOS Camden
	Broadview	12.11-83	8.3-51	Athelstone		Athelstone	11.10-76	2.7-19	Broadview
	Henley	12.10-82	10.8-68	Scotch OC		Scotch OC	0.2-2	9.22-76	Henley
	Sacred Heart OC	10.6-66	7.9-51	Glenunga		Glenunga	10.9-69	6.4-40	Sacred Heart OC
Round 4	Old Ignatians	20.4-124	0 (Forfeit)	Seaton Ramblers	Round 13	Seaton Ramblers	3.2-20	18.13-121	Old Ignatians
	PHOS Camden	14.9-93	5.7-37	Athelstone		Athelstone	16.18-114	5.3-33	PHOS Camden
	Scotch OC	3.5-23	21.16-142	Broadview		Broadview	12.13-85	5.1-31	Scotch OC
	Glenunga	1.1-7	25.21-171	Henley		Henley	20.9-129	3.4-22	Glenunga
	Salisbury North	8.9-57	12.12-84	Sacred Heart OC		Sacred Heart OC	10.7-67	4.7-31	Salisbury North
Round 5	Seaton Ramblers	0.0-0	23.18-156	Athelstone	Round 14	Athelstone	15.16-106	2.1-13	Seaton Ramblers
	PHOS Camden	16.10-106	4.7-31	Scotch OC		Scotch OC	3.10-28	3.8-26	PHOS Camden
	Broadview	3.4-22	17.13-115	Henley		Henley	17.12-114	3.2-20	Broadview
	Sacred Heart OC	1.2-8	20.18-138	Old Ignatians		Old Ignatians	11.11-77	4.7-31	Sacred Heart OC
	Glenunga	10.15-75	4.7-31	Salisbury North		Salisbury North	10.6-66	7.3-45	Glenunga
Round 6	Scotch OC	23.34-172	1.0-6	Seaton Ramblers	Round 15	Seaton Ramblers	0.0-0	25.21-171	Broadview
	Henley	22.13-145	5.1-31	PHOS Camden		Glenunga	12.12-84	4.5-29	PHOS Camden
	Broadview	21.8-134	3.4-22	Glenunga		Henley	16.9-105	2.4-16	Sacred Heart OC
	Sacred Heart OC	16.9-105	3.7-25	Athelstone		Salisbury North	7.7-49	10.8-68	Scotch OC
	Old Ignatians	28.9-177	1.3-9	Salisbury North		Athelstone	6.2-38	3.8-26	Old Ignatians
Round 7	Seaton Ramblers	0.1-1	28.23-191	Henley	Round 16	PHOS Camden	26.21-177	0.3-3	Seaton Ramblers
	PHOS Camden	6.4-40	16.12-108	Broadview		Broadview	7.7-49	8.7-55	Sacred Heart OC
	Sacred Heart OC	15.16-106	4.3-27	Scotch OC		Henley	27.17-179	1.0-6	Salisbury North
	Salisbury North	11.10-76	11.8-74	Athelstone		Scotch OC	5.9-39	13.16-94	Old Ignatians
	Glenunga	5.4-34	11.15-81	Old Ignatians		Athelstone	18.10-118	7.2-44	Glenunga
Round 8	Broadview	19.22-136	1.3-9	Seaton Ramblers	Round 17	Seaton Ramblers	4.7-31	16.12-108	Scotch OC
	PHOS Camden	17.13-115	4.4-28	Glenunga		PHOS Camden	7.3-45	21.14-140	Henley
	Henley	16.15-111	1.2-8	Sacred Heart OC		Glenunga	7.2-44	13.9-87	Broadview
	Scotch OC	10.4-64	8.11-59	Salisbury North		Athelstone	20.15-135	0.0-0	Sacred Heart OC
	Old Ignatians	8.13-61	2.3-15	Athelstone		Salisbury North	1.1-7	27.22-184	Old Ignatians
Round 9	Seaton Ramblers	7.6-48	12.10-82	PHOS Camden	Round 18	Henley	32.16-208	1.1-7	Seaton Ramblers
	Broadview	10.6-66	10.10-70	Sacred Heart OC		Broadview	9.17-71	5.5-35	PHOS Camden
	Salisbury North	0.0-0	22.16-148	Henley		Scotch OC	7.12-54	8.13-61	Sacred Heart OC
	Old Ignatians	20.25-145	0.1-1	Scotch OC		Athelstone	29.18-192	1.1-7	Salisbury North
	Glenunga	6.3-39	17.7-109	Athelstone		Old Ignatians	21.15-141	2.2-14	Glenunga

## MAJOR ROUNDS

### Preliminary Final

Old Ignatians	14.10-94	2.2-14	Sacred Heart OC
---------------	----------	--------	-----------------

### Preliminary Final

Henley	18.12-120	0.1-1	Broadview
--------	-----------	-------	-----------

### Grand Final

Henley	7.6-48	4.11-35	Old Ignatians
--------	--------	---------	---------------

# MEN'S DIVISION C3



## GRAND FINAL

Golden Grove (10.9-69) d. Flinders Park (4.6-30)

Best on Ground: Mason Pitt, Golden Grove

Umpires:

Field – Mark Barnett, Peter Orr

Boundary – Alexander McKenzie, Scott McKenzie

Goal – Lindsay Holst, Ron Kennealy

## LADDER

Club	Played	Win	Loss	Draw	Bye	For	Against	%	Points
Golden Grove	18	16	2	0	0	2007	365	84.61	32
Flinders Park	18	16	2	0	0	2123	473	81.78	32
Modbury	18	15	3	0	0	1709	540	75.99	30
Blackwood	18	12	6	0	0	1120	968	53.64	24
Plympton	18	10	8	0	0	1276	975	56.69	20
Edwardstown	18	7	11	0	0	1057	1256	45.7	14
Gaza	18	6	12	0	0	954	1675	36.29	12
Westminster OS	18	4	14	0	0	679	1802	27.37	8
North Haven	18	3	15	0	0	765	1529	33.35	6
CBC Old Collegians	18	1	17	0	0	391	2498	13.53	2

## CG TIDEMAN MEDAL LEADERBOARD

First Name	Surname	Club	Votes
Ryan	Spittle	Golden Grove	23
Dylan	Ridding	Gaza	14
Tyson	Aiston	Blackwood	14
Benjamin	Eisner	Modbury	13
Anthony	May	Edwardstown	12
Nathan	Laity	Blackwood	12
Sam	Snowdon	Flinders Park	12
Bradley	Sumner	Golden Grove	12
Joshua	Grantham	Gaza	12
Alexander	Moore	Edwardstown	10
Macx	Teague	Flinders Park	10
Adam	Persoglia	Modbury	10
Connor	McCarl	Blackwood	10
Jye	Newcombe-Wells	Plympton	9
Justin	Carey	Plympton	9
Joshua	Keain	Flinders Park	9
Blake	Jarman	Flinders Park	8
Jack	Hoskins	Edwardstown	8
Reece	Hofmeyer	Modbury	6
Cory	Selfe	Plympton	6

## LEADING GOAL KICKER LEADERBOARD

First Name	Surname	Club	Goals
Glen	Simmons	Golden Grove	51
Michael	Demant	Flinders Park	50
Ryan	Spittle	Golden Grove	39
Joel	Baldwin	Flinders Park	43
Jye	Newcombe-Wells	Plympton	41
Macx	Teague	Flinders Park	35
Blake	Jarman	Flinders Park	33
Brett	Foster	Modbury	28
Grady	Dutschke	Gaza	27
Jason	Goss	Edwardstown	27
Mathew	Davis	North Haven	26
Nathan	Bonney	Golden Grove	25
Samuel	Finch	Modbury	25
Benjamin	Eisner	Modbury	24
Joshua	Adey	Golden Grove	23
Lee	Kightley	Modbury	22
Bradley	Sumner	Golden Grove	21
Daniel	Mudge	Golden Grove	20
Tyson	Aiston	Blackwood	20
Jamie	Van Kessel	Gaza	19

## MINOR ROUNDS

Round 1	Gaza	1.3-9	20.19-139	Golden Grove	Round 10	Golden Grove	28.17-185	3.2-20	Gaza
	Flinders Park	14.20-104	1.2-8	Blackwood		Blackwood	4.4-28	9.12-66	Flinders Park
	Edwardstown	5.7-37	9.5-59	Modbury		Modbury	27.17-179	1.2-8	Edwardstown
	North Haven	18.16-124	3.4-22	CBC Old Collegians		CBC Old Collegians	10.7-67	11.10-76	North Haven
	Plympton	10.12-72	4.5-29	Westminster OS		Westminster OS	3.6-24	17.15-117	Plympton
Round 2	Blackwood	10.6-66	8.9-57	Gaza	Round 11	Gaza	6.10-46	16.11-107	Blackwood
	Modbury	7.8-50	9.14-68	Flinders Park		Flinders Park	9.5-59	6.8-44	Modbury
	CBC Old Collegians	0 (Forfeit)	25.1-151	Edwardstown		Edwardstown	24.11-155	4.6-30	CBC Old Collegians
	Westminster OS	7.12-54	7.4-46	North Haven		North Haven	15.11-101	4.2-26	Westminster OS
	Golden Grove	20.18-138	3.5-23	Plympton		Plympton	7.7-49	12.6-78	Golden Grove
Round 3	Gaza	4.4-28	23.21-159	Modbury	Round 12	Modbury	15.16-106	0.4-4	Gaza
	Flinders Park	37.17-239	0.0-0	CBC Old Collegians		CBC Old Collegians	3.5-23	24.14-158	Flinders Park
	Edwardstown	17.13-115	7.4-46	Westminster OS		Westminster OS	8.6-54	9.13-67	Edwardstown
	North Haven	6.6-42	9.8-62	Plympton		Plympton	12.7-79	5.7-37	North Haven
	Blackwood	4.7-31	12.13-85	Golden Grove		Golden Grove	0.4-4	0 (Forfeit)	Blackwood
Round 4	CBC Old Collegians	2.7-19	27.12-174	Gaza	Round 13	Gaza	11.21-87	5.4-34	CBC Old Collegians
	Westminster OS	1.2-8	30.14-194	Flinders Park		Flinders Park	22.13-145	0.3-3	Westminster OS
	Plympton	9.11-65	4.2-26	Edwardstown		Edwardstown	9.11-65	6.9-45	Plympton
	Golden Grove	32.15-207	0.3-3	North Haven		North Haven	0.7-7	15.12-102	Golden Grove
	Modbury	11.16-82	5.10-40	Blackwood		Blackwood	11.6-72	8.6-54	Modbury
Round 5	Gaza	8.8-56	19.12-126	Westminster OS	Round 14	Westminster OS	5.17-47	6.10-46	Gaza
	Flinders Park	13.13-91	6.2-38	Plympton		Plympton	5.7-37	8.4-52	Flinders Park
	Edwardstown	11.9-75	8.4-52	North Haven		North Haven	6.3-39	8.10-58	Edwardstown
	Blackwood	15.24-114	3.2-20	CBC Old Collegians		CBC Old Collegians	2.6-18	10.17-77	Blackwood
	Golden Grove	7.8-50	8.9-57	Modbury		Modbury	5.10-40	1.7-13	Golden Grove
Round 6	Plympton	16.12-108	5.3-33	Gaza	Round 15	Gaza	14.10-94	11.6-72	Edwardstown
	North Haven	5.4-34	18.15-123	Flinders Park		Golden Grove	10.7-67	4.6-30	Flinders Park
	Edwardstown	4.3-27	12.15-87	Golden Grove		Blackwood	14.12-96	2.5-17	North Haven
	Westminster OS	11.13-79	13.7-85	Blackwood		Modbury	13.7-85	2.8-20	Plympton
	CBC Old Collegians	1.1-7	24.16-160	Modbury		CBC Old Collegians	12.10-82	1.1-7	Westminster OS
Round 7	Gaza	12.9-81	8.3-51	North Haven	Round 16	Flinders Park	19.11-125	2.6-18	Gaza
	Flinders Park	23.19-157	0.2-2	Edwardstown		Edwardstown	11.9-75	14.6-90	Blackwood
	Blackwood	11.10-76	8.5-53	Plympton		North Haven	5.5-35	13.14-92	Modbury
	Modbury	16.21-117	0.2-2	Westminster OS		Plympton	21.11-137	0.4-4	CBC Old Collegians
	Golden Grove	40.22-262	0.0-0	CBC Old Collegians		Westminster OS	0.2-2	25.17-167	Golden Grove
Round 8	Edwardstown	8.6-54	9.7-61	Gaza	Round 17	Gaza	8.10-58	12.9-81	Plympton
	Flinders Park	8.5-53	9.8-62	Golden Grove		Flinders Park	24.19-163	2.2-14	North Haven
	North Haven	6.2-38	8.11-59	Blackwood		Golden Grove	1.0-6	0 (Forfeit)	Edwardstown
	Plympton	6.4-40	11.13-79	Modbury		Blackwood	8.15-63	5.4-34	Westminster OS
	Westminster OS	13.20-98	5.11-41	CBC Old Collegians		Modbury	25.1-151	0.0-0	CBC Old Collegians
Round 9	Gaza	3.1-19	26.14-170	Flinders Park	Round 18	North Haven	3.8-26	9.9-63	Gaza
	Blackwood	9.12-66	8.4-52	Edwardstown		Edwardstown	2.6-18	19.12-126	Flinders Park
	Modbury	14.16-100	3.5-23	North Haven		Plympton	13.6-84	6.6-42	Blackwood
	CBC Old Collegians	2.4-16	25.16-166	Plympton		Westminster OS	5.4-34	14.11-95	Modbury
	Golden Grove	29.19-193	1.0-6	Westminster OS		CBC Old Collegians	1.2-8	23.24-162	Golden Grove

## MAJOR ROUNDS

### Preliminary Final

Flinders Park	8.7-55	4.5-29	Modbury
---------------	--------	--------	---------

### Preliminary Final

Golden Grove	15.15-105	3.4-22	Blackwood
--------------	-----------	--------	-----------

### Grand Final

Golden Grove	10.9-69	4.6-30	Flinders Park
--------------	---------	--------	---------------

# MEN'S DIVISION C4



## GRAND FINAL

SMOSH West Lakes (8.7-55) d. Adelaide University (5.4-34)

Best on Ground: Harry Sheldon, SMOSH West Lakes

Umpires:

Field – Stevan Pryor, Kingsley Smith

Boundary – Halli Finnsson, James Hutchins

Goal – Troy Burge, Simon Naismith

## LADDER

Club	Played	Win	Loss	Draw	Bye	For	Against	%	Points
SMOSH West Lakes	18	18	0	0	0	2049	462	81.6	36
Pembroke OS	18	15	3	0	0	1859	678	73.28	30
Adelaide University	18	14	4	0	0	1817	747	70.87	28
Walkerville	18	10	8	0	0	1198	1240	49.14	20
Woodville South	18	9	8	1	0	1011	1237	44.97	19
Gepps Cross	18	8	9	1	0	1192	1250	48.81	17
Pulteney	18	6	12	0	0	991	1389	41.64	12
Mitcham	18	5	13	0	0	826	1669	33.11	10
Hope Valley	18	3	15	0	0	928	1868	33.19	6
Morphettville Park	18	1	17	0	0	562	1893	22.89	2

## HD NAYLOR MEDAL LEADERBOARD

First Name	Surname	Club	Votes
Harry	Bilyk	Pembroke OS	17
Con	Lelos	SMOSH West Lakes	15
Matt	Manser	Gepps Cross	11
Fred	McClure	Pembroke OS	11
Andrew	Riley	Adelaide University	11
Jacob	Irish	SMOSH West Lakes	9
Jesse	Whinnen	Pulteney	9
Thomas	Stirling	Gepps Cross	9
Scott	Norman	Woodville South	8
Harry	Sheldon	SMOSH West Lakes	8
Aidan	Manning	SMOSH West Lakes	8
Stephen	Green	Woodville South	7
Mark	Bachetti	Pembroke OS	7
Martyn	Davidson	SMOSH West Lakes	7
Marcus	Palmer	Mitcham	6
Brandon	Rosalia	Walkerville	6
Mark	Polkinghorne	Gepps Cross	6
Tom	Sinclair Roberts	Pembroke OS	6
Anthony	Butler	Adelaide University	6
Isaac	McKenzie	Walkerville	6

## LEADING GOAL KICKER LEADERBOARD

First Name	Surname	Club	Goals
Harry	Bilyk	Pembroke OS	71
Jesse	Whinnen	Pulteney	71
Jamie	Hibbett	Gepps Cross	58
Con	Lelos	SMOSH West Lakes	47
Martyn	Davidson	SMOSH West Lakes	45
Stephen	Green	Woodville South	44
Fred	McClure	Pembroke OS	44
Nathan	Birch	SMOSH West Lakes	32
Harrison	Wiseman	Walkerville	27
Thomas	Denyer	Pembroke OS	25
Matthew	Selvanera	Hope Valley	22
Michael	Pitt	Mitcham	22
Calum	Masson	SMOSH West Lakes	22
David	Waite	Gepps Cross	20
Geoff	Hardy	Mitcham	20
Bradley	Anderson	Hope Valley	20
Matthew	Allan	Adelaide University	19
Brant	Ellis	Adelaide University	18
Daniel	Weekley	Adelaide University	18
Thomas	Stirling	Gepps Cross	18



## MINOR ROUNDS

Round 1	Morphettville Park	5.3-33	12.8-80	Woodville South	Round 10	Woodville South	10.21-81	1.4-10	Morphettville Park
	Pulteney	2.4-16	14.13-97	SMOSH West Lakes		SMOSH West Lakes	17.17-119	5.6-36	Pulteney
	Gepps Cross	16.12-108	5.8-38	Hope Valley		Hope Valley	9.10-64	18.5-113	Gepps Cross
	Walkerville	12.13-85	4.4-28	Mitcham		Mitcham	7.6-48	14.12-96	Walkerville
Round 2	Pembroke OS	14.11-95	9.5-59	Adelaide University	Round 11	Adelaide University	11.10-76	9.7-61	Pembroke OS
	SMOSH West Lakes	21.14-140	2.0-12	Morphettville Park		Morphettville Park	3.2-20	17.22-124	SMOSH West Lakes
	Hope Valley	11.10-76	10.11-71	Pulteney		Pulteney	10.11-71	5.11-41	Hope Valley
	Mitcham	5.14-44	17.12-114	Gepps Cross		Gepps Cross	9.13-67	4.5-29	Mitcham
Round 3	Adelaide University	23.13-151	4.4-28	Walkerville	Round 12	Walkerville	5.10-40	9.13-67	Adelaide University
	Woodville South	3.2-20	26.18-174	Pembroke OS		Pembroke OS	17.8-110	5.1-31	Woodville South
	Morphettville Park	9.6-60	8.8-56	Hope Valley		Hope Valley	17.13-115	4.5-29	Morphettville Park
	Pulteney	16.6-102	8.12-60	Mitcham		Mitcham	9.9-63	8.10-58	Pulteney
Round 4	Gepps Cross	5.0-30	22.12-144	Adelaide University	Round 13	Adelaide University	12.8-80	3.6-24	Gepps Cross
	Walkerville	6.6-42	18.12-120	Pembroke OS		Pembroke OS	18.11-119	5.4-34	Walkerville
	SMOSH West Lakes	22.17-149	2.2-14	Woodville South		Woodville South	0.1-1	10.13-73	SMOSH West Lakes
	Mitcham	10.11-71	9.7-61	Morphettville Park		Morphettville Park	9.7-61	11.6-72	Mitcham
Round 5	Adelaide University	27.19-181	5.3-33	Pulteney	Round 14	Pulteney	9.8-62	20.6-126	Adelaide University
	Pembroke OS	17.11-113	6.4-40	Gepps Cross		Gepps Cross	2.3-15	16.13-109	Pembroke OS
	Woodville South	6.10-46	13.11-89	Walkerville		Walkerville	6.11-47	12.6-78	Woodville South
	Hope Valley	3.5-23	27.13-175	SMOSH West Lakes		SMOSH West Lakes	23.15-153	2.1-13	Hope Valley
Round 6	Morphettville Park	3.2-20	21.11-137	Adelaide University	Round 15	Adelaide University	12.2-74	0 (Forfeit)	Morphettville Park
	Pulteney	4.6-30	17.10-112	Pembroke OS		Pembroke OS	3.2-20	0 (Forfeit)	Pulteney
	Gepps Cross	17.6-108	8.9-57	Walkerville		Walkerville	7.15-57	6.10-46	Gepps Cross
	SMOSH West Lakes	25.14-164	4.2-26	Mitcham		Mitcham	1.1-7	20.15-135	SMOSH West Lakes
Round 7	Woodville South	13.9-87	10.6-66	Hope Valley	Round 16	Hope Valley	7.12-54	10.14-74	Woodville South
	Plympton	16.12-108	5.3-33	Gaza		Gaza	14.10-94	11.6-72	Edwardstown
	North Haven	5.4-34	18.15-123	Flinders Park		Golden Grove	10.7-67	4.6-30	Flinders Park
	Edwardstown	4.3-27	12.15-87	Golden Grove		Blackwood	14.12-96	2.5-17	North Haven
Round 8	Westminster OS	11.13-79	13.7-85	Blackwood	Round 17	Modbury	13.7-85	2.8-20	Plympton
	CBC Old Collegians	1.1-7	24.16-160	Modbury		CBC Old Collegians	12.10-82	1.1-7	Westminster OS
	Morphettville Park	0 (Forfeit)	12.2-74	Walkerville		Pulteney	16.4-100	8.7-55	Morphettville Park
	Pulteney	12.6-78	10.8-68	Gepps Cross		Gepps Cross	5.6-36	17.9-111	SMOSH West Lakes
Round 9	SMOSH West Lakes	13.7-85	6.7-43	Pembroke OS	Round 18	Walkerville	14.11-95	8.5-53	Hope Valley
	Hope Valley	8.6-54	19.15-129	Adelaide University		Pembroke OS	16.18-114	2.1-13	Mitcham
	Woodville South	8.10-58	12.3-75	Mitcham		Adelaide University	5.10-40	8.6-54	Woodville South
	Gepps Cross	14.26-110	3.1-19	Morphettville Park		Walkerville	16.10-106	7.6-48	Morphettville Park
Round 10	Pulteney	10.15-75	5.7-37	Woodville South	Round 19	Gepps Cross	3.2-20	0 (Forfeit)	Pulteney
	Walkerville	5.11-41	14.14-98	SMOSH West Lakes		Pembroke OS	3.7-25	9.15-69	SMOSH West Lakes
	Pembroke OS	17.20-122	6.5-41	Hope Valley		Adelaide University	24.22-166	3.7-25	Hope Valley
	Adelaide University	17.13-115	2.6-18	Mitcham		Mitcham	6.10-46	11.5-71	Woodville South
Round 11	Morphettville Park	5.13-43	19.9-123	Pulteney	Round 20	Morphettville Park	5.2-32	21.11-137	Pembroke OS
	SMOSH West Lakes	18.12-120	7.0-42	Gepps Cross		Pulteney	5.4-34	14.17-101	Walkerville
	Hope Valley	4.7-31	14.21-105	Walkerville		Woodville South	11.16-82	5.5-35	Gepps Cross
	Mitcham	7.3-45	16.8-104	Pembroke OS		SMOSH West Lakes	11.9-75	7.8-50	Adelaide University
Round 12	Woodville South	8.9-57	8.10-58	Adelaide University	Round 21	Hope Valley	16.16-112	8.8-56	Mitcham

## MAJOR ROUNDS

Preliminary Final			
Pembroke OS	5.9-39	10.2-62	Adelaide University

Preliminary Final			
SMOSH West Lakes	8.12-60	3.5-23	Walkerville

Grand Final			
SMOSH West Lakes	8.7-55	5.4-34	Adelaide University

# MEN'S DIVISION C5



## GRAND FINAL

Lockleys (10.14-74) d. Kenilworth (8.11-59)

Best on Ground: Giang Danh, Lockleys

Umpires:

Field – Elliott Giles, Darren Hollingworth

Boundary – Christopher Cook, Ian Milsom

Goal – Gary Bartlett, Don Bills

## LADDER

Club	Played	Win	Loss	Draw	Bye	For	Against	%	Points
Lockleys	14	14	0	0	4	1548	271	85.1	28
Kenilworth	14	10	4	0	4	1011	546	64.93	20
Pooraka	14	10	4	0	4	979	809	54.75	20
Hectorville	14	7	7	0	4	937	641	59.38	14
Salisbury	14	6	8	0	4	803	956	45.65	12
Colonel Light Gardens	14	4	10	0	4	571	1123	33.71	8
Eastern Park	14	3	11	0	4	642	1109	36.66	6
Fitzroy	14	2	12	0	4	480	1516	24.05	4

## CC SANDO MEDAL LEADERBOARD

First Name	Surname	Club	Votes
Zachary	Edwards	Lockleys	16
Shane	Hickey	Pooraka	15
Jon	Sheldrick	Kenilworth	13
Matthew	Facey	Pooraka	9
Nicholas	Marks	Salisbury	9
Domenic	Capone	Lockleys	8
Harry	Georgiou	Lockleys	8
Ryan	Wood	Salisbury	8
Alex	Thorpe	Hectorville	8
Jason	McKenzie	Kenilworth	7
Tim	Yeatman	Lockleys	7
Louis	Hutchinson	Fitzroy	7
Ross	McArdle	Kenilworth	7
Chris	Zwar	Lockleys	6
Luke	O'Connor	Pooraka	6
Kade	Flavel	Hectorville	5
Chad	Hutchings	Pooraka	5
James	Chakiris	Pooraka	5
Anthony	Ruggiero	Lockleys	5
Daniel	D'Arrigo	Pooraka	5

## LEADING GOAL KICKER LEADERBOARD

First Name	Surname	Club	Goals
Billy	Rowswell	Lockleys	36
Matthew	Facey	Pooraka	33
Luke	Hofmeyer	Kenilworth	27
Bradley	Christie	Lockleys	23
Andrew	Danvers	Lockleys	20
Andrew	Degasperis	Hectorville	18
Domenic	Capone	Lockleys	18
Jason	McKenzie	Kenilworth	16
Louis	Hutchinson	Fitzroy	16
Michael	Jury Coombs	Eastern Park	16
Michael	Diestel-Fedderson	Salisbury	15
Ethan	Wood	Eastern Park	14
Luke	Puddy	Salisbury	13
Tim	Yeatman	Lockleys	13
Tyson	Smith	Hectorville	12
Joe	Giannone	Hectorville	12
Maxwell	Potts	Hectorville	12
Benjamin	De Gasperis	Hectorville	12
Kuk	Riak	Kenilworth	11
Tyson	Corigliano	Eastern Park	11

## MINOR ROUNDS

Round 1	Colonel Light Gardens	17.15-117	2.6-18	Fitzroy	Round 10	Fitzroy	10.6-66	12.9-81	Colonel Light Gardens
	Eastern Park	4.6-30	18.22-130	Kenilworth		Kenilworth	5.5-35	0.0-0	Eastern Park
	Hectorville	1.5-11	11.5-71	Lockleys		Lockleys	16.17-113	4.6-30	Hectorville
	Pooraka	Bye				Pooraka	Bye		
	Salisbury	Bye				Salisbury	Bye		
Round 2	Kenilworth	4.8-32	6.6-42	Pooraka	Round 11	Pooraka	12.6-78	5.9-39	Kenilworth
	Lockleys	16.10-106	1.2-8	Salisbury		Salisbury	2.3-15	19.20-134	Lockleys
	Fitzroy	1.9-15	20.22-142	Hectorville		Hectorville	13.0-78	0.0-0	Fitzroy
	Eastern Park	Bye				Eastern Park	Bye		
	Colonel Light Gardens	Bye				Colonel Light Gardens	Bye		
Round 3	Colonel Light Gardens	1.2-8	16.31-127	Kenilworth	Round 12	Kenilworth	11.9-75	0.3-3	Colonel Light Gardens
	Eastern Park	5.7-37	16.16-112	Lockleys		Lockleys	19.11-125	2.6-18	Eastern Park
	Salisbury	3.5-23	11.6-72	Hectorville		Hectorville	3.4-22	6.4-40	Salisbury
	Fitzroy	Bye				Pooraka	Bye		
	Pooraka	Bye				Fitzroy	Bye		
Round 4	Lockleys	14.16-100	3.6-24	Pooraka	Round 13	Pooraka	3.8-26	18.11-119	Lockleys
	Hectorville	15.17-107	4.6-30	Eastern Park		Eastern Park	11.8-74	8.13-61	Hectorville
	Fitzroy	8.7-55	15.16-106	Salisbury		Salisbury	15.18-108	4.3-27	Fitzroy
	Kenilworth	Bye				Kenilworth	Bye		
	Colonel Light Gardens	Bye				Colonel Light Gardens	Bye		
Round 5	Colonel Light Gardens	5.5-35	16.18-114	Lockleys	Round 14	Lockleys	19.15-129	0.4-4	Colonel Light Gardens
	Pooraka	6.8-44	11.9-75	Hectorville		Hectorville	9.5-59	9.6-60	Pooraka
	Eastern Park	6.11-47	14.15-99	Salisbury		Salisbury	12.11-83	7.3-45	Eastern Park
	Fitzroy	8.10-58	24.15-159	Kenilworth		Kenilworth	11.2-68	0.0-0	Fitzroy
Round 6	Hectorville	12.14-86	3.7-25	Colonel Light Gardens	Round 15	Colonel Light Gardens	14.6-90	7.6-48	Eastern Park
	Salisbury	10.4-64	10.8-68	Pooraka		Fitzroy	8.3-51	23.12-150	Pooraka
	Eastern Park	11.7-73	11.14-80	Fitzroy		Kenilworth	7.10-52	6.8-44	Hectorville
	Lockleys	Bye				Salisbury	Bye		
	Kenilworth	Bye				Lockleys	Bye		
Round 7	Colonel Light Gardens	8.12-60	18.9-117	Salisbury	Round 16	Pooraka	15.9-99	4.3-27	Colonel Light Gardens
	Pooraka	14.13-97	9.4-58	Eastern Park		Salisbury	5.5-35	14.11-95	Kenilworth
	Kenilworth	3.5-23	11.11-77	Lockleys		Lockleys	14.3-87	0.0-0	Fitzroy
	Hectorville	Bye				Hectorville	Bye		
	Fitzroy	Bye				Eastern Park	Bye		
Round 8	Eastern Park	5.0-30	0.0-0	Colonel Light Gardens	Round 17	Colonel Light Gardens	3.4-22	13.15-93	Hectorville
	Lockleys	9.3-57	11.6-72	Kenilworth		Pooraka	13.18-96	2.4-16	Salisbury
	Pooraka	14.15-99	4.6-30	Fitzroy		Fitzroy	9.12-66	9.7-61	Eastern Park
	Hectorville	Bye				Kenilworth	Bye		
	Salisbury	Bye				Lockleys	Bye		
Round 9	Colonel Light Gardens	7.6-48	10.12-72	Pooraka	Round 18	Salisbury	6.13-49	8.3-51	Colonel Light Gardens
	Kenilworth	11.12-78	5.10-40	Salisbury		Eastern Park	13.13-91	3.6-24	Pooraka
	Fitzroy	2.2-14	29.13-187	Lockleys		Lockleys	9.20-74	3.8-26	Kenilworth
	Eastern Park	Bye				Fitzroy	Bye		
	Hectorville	Bye				Hectorville	Bye		

## MAJOR ROUNDS

Preliminary Final			
Kenilworth	9.8-62	5.11-41	Pooraka

Preliminary Final			
Lockleys	13.11-89	3.5-23	Hectorville

Grand Final			
Lockleys	10.14-74	8.11-59	Kenilworth

# MEN'S DIVISION C6



## GRAND FINAL

Elizabeth (10.7-67) d. Henley (10.4-64)

Best on Ground: Chris Smith, Elizabeth

Umpires:

Field – Colin Hass, Matt Schmidt

Boundary – Miller Jolly, Yang Yang

Goal – Lynton Davies, Warren Williams

## LADDER

Club	Played	Win	Loss	Draw	Bye	For	Against	%	Points
Elizabeth	16	15	0	1	2	1720	313	84.6	31
Blackfriars OS	16	12	3	1	2	1534	580	72.56	25
Henley	14	12	2	0	1	1347	294	82.08	24
Adelaide University	16	9	7	0	2	1013	808	55.63	18
Marion	16	7	9	0	2	901	843	51.66	14
Trinity OS	15	6	9	0	3	620	983	38.68	12
Para Hills	16	5	11	0	2	555	1488	27.17	10
St Paul's OS	16	2	14	0	2	587	1416	29.31	4
Ingle Farm	15	1	14	0	3	215	1767	10.85	2

## HV MILLARD MEDAL LEADERBOARD

First Name	Surname	Club	Votes
James	Ramsell	Elizabeth	24
Mathew	Daniels	Elizabeth	20
Samuel	Howard	Blackfriars OS	18
Joel	Chapman	Henley	13
Taylor	Charlton	St Paul's OS	11
Brandon	Warn	Marion	11
Toby	Nihill	Adelaide University	10
Dean	Saunders	Marion	10
Christopher	Smith	Elizabeth	9
Alexander	Roy	Adelaide University	8
Kyle	Nadebaum	Trinity OS	8
Alex	King Disibio	Trinity OS	8
Michael	Daziani	Blackfriars OS	7
Jamie	McIntyre	Elizabeth	7
Daniel	Polkinghorne	Adelaide University	7
Bradley	Cooper	Blackfriars OS	7
Chris	Lycett	Blackfriars OS	6
Thomas	Brazier	Henley	6
Jason	Hay	Para Hills	5
Ben	Clark	Elizabeth	5

## LEADING GOAL KICKER LEADERBOARD

First Name	Surname	Club	Goals
Joel	Chapman	Henley	67
Ben	Clark	Elizabeth	66
Hugh	Woods	Adelaide University	34
Samuel	Howard	Blackfriars OS	32
James	Ramsell	Elizabeth	29
Anthony	Farrugia	Marion	27
Daniel	Polkinghorne	Adelaide University	23
Michael	Daziani	Blackfriars OS	24
Anthony	Nguyen	Blackfriars OS	22
Marcus	Gentile	Henley	22
Alan	Casey	Elizabeth	21
Dylan	Lee	Blackfriars OS	20
Henry	Curtis	Marion	20
Justin	Platten	Elizabeth	19
Christopher	Smith	Elizabeth	17
Elliott	Bennett	Adelaide University	17
Mathew	Daniels	Elizabeth	15
James	Connell	Adelaide University	13
Kady	Jamal	Para Hills	11
Jovan	Bojovic	St Paul's OS	10

## MINOR ROUNDS

Round 1	Blackfriars OS	5.7-37	11.11-77	Adelaide University	Round 10	Henley	4.12-36	6.9-45	Blackfriars OS
	Para Hills	3.2-20	17.17-119	Elizabeth		Elizabeth	16.14-110	3.7-25	Para Hills
	Marion	10.9-69	2.9-21	St Paul's OS		St Paul's OS	4.8-32	9.10-64	Marion
	Ingle Farm	Bye				Ingle Farm	3.1-19	19.19-133	Adelaide University
	Trinity OS	Bye				Trinity OS	Bye		
Round 2	Elizabeth	16.9-105	5.10-40	Blackfriars OS	Round 11	Blackfriars OS	7.15-57	8.9-57	Elizabeth
	St Paul's OS	18.5-113	0.12-12	Para Hills		Para Hills	8.12-60	8.10-58	St Paul's OS
	Ingle Farm	1.1-7	15.17-107	Marion		Marion	18.18-126	0.1-1	Ingle Farm
	Trinity OS	Bye				Adelaide University	16.11-107	1.2-8	Trinity OS
	Adelaide University	Bye				Henley	Bye		
Round 3	Blackfriars OS	18.11-119	5.8-38	St Paul's OS	Round 12	St Paul's OS	0.0-0	24.20-164	Blackfriars OS
	Para Hills	19.13-127	3.0-18	Ingle Farm		Ingle Farm	1.12-18	7.9-51	Para Hills
	Marion	13.13-91	0.2-2	Trinity OS		Trinity OS	7.6-48	4.8-32	Marion
	Elizabeth	15.15-105	4.3-27	Adelaide University		Henley	4.4-28	7.6-48	Elizabeth
						Adelaide University			
Round 4	Blackfriars OS	12.10-82	8.7-55	Trinity OS	Round 13	Trinity OS	0.3-3	12.9-81	Blackfriars OS
	Marion	2.4-16	7.13-55	Adelaide University		Adelaide University	10.9-69	3.4-22	Marion
	Elizabeth	28.26-194	1.0-6	Ingle Farm		Ingle Farm	0.1-1	24.24-168	Elizabeth
	Henley	7.5-47	0.0-0	St Paul's OS		St Paul's OS	4.3-27	18.17-125	Henley
	Para Hills	Bye				Para Hills	Bye		
Round 5	Blackfriars OS	12.10-82	8.7-55	Trinity OS	Round 14	Trinity OS	0.3-3	12.9-81	Blackfriars OS
	Marion	2.4-16	7.13-55	Adelaide University		Adelaide University	10.9-69	3.4-22	Marion
	Elizabeth	28.26-194	1.0-6	Ingle Farm		Ingle Farm	0.1-1	24.24-168	Elizabeth
	Henley	7.5-47	0.0-0	St Paul's OS		St Paul's OS	4.3-27	18.17-125	Henley
	Para Hills	Bye				Para Hills	Bye		
Round 6	Adelaide University	15.7-97	2.7-19	Para Hills	Round 15	Blackfriars OS	26.20-176	2.5-17	Marion
	Marion	6.2-38	15.10-100	Henley		Henley	24.19-163	0.3-3	Para Hills
	Trinity OS	2.5-17	24.12-156	Elizabeth		Elizabeth	9.18-72	3.1-19	Adelaide University
	Ingle Farm	14.17-101	2.7-19	St Paul's OS		Ingle Farm	0.4-4	11.14-80	Trinity OS
	Blackfriars OS	Bye				St Paul's OS	Bye		
Round 7	Blackfriars OS	8.10-58	8.6-54	Adelaide University	Round 16	Para Hills	0.2-2	22.21-153	Blackfriars OS
	Para Hills	10.14-74	9.6-60	Marion		Marion	2.7-19	11.22-88	Elizabeth
	St Paul's OS	4.4-28	11.4-70	Trinity OS		St Paul's OS	5.6-36	10.12-72	Adelaide University
	Henley	11.5-71	0 (Forfeit)	Ingle Farm		Trinity OS	1.1-7	18.9-117	Henley
	Elizabeth	Bye				Ingle Farm	Bye		
Round 8	Marion	10.10-70	10.9-69	Blackfriars OS	Round 17	Para Hills	4.8-32	15.15-105	Adelaide University
	Para Hills	5.2-32	16.14-110	Henley		Henley	13.15-93	3.4-22	Marion
	Adelaide University	4.5-29	8.12-60	Elizabeth		Elizabeth	15.13-103	2.4-16	Trinity OS
	Trinity OS	18.9-117	0.2-2	Ingle Farm		St Paul's OS	22.20-152	0.0-0	Ingle Farm
	St Paul's OS	Bye				Blackfriars OS	Bye		
Round 9	Blackfriars OS	15.13-103	3.7-25	Para Hills	Round 18	Adelaide University	3.4-22	14.17-101	Blackfriars OS
	Elizabeth	0.0-0	0.0-0	Marion		Marion	22.16-148	1.2-8	Para Hills
	St Paul's OS	6.5-41	15.16-106	Adelaide University		Trinity OS	11.6-72	1.7-13	St Paul's OS
	Henley	14.18-102	2.0-12	Trinity OS		Ingle Farm	3.1-19	26.17-173	Henley
	Ingle Farm	Bye				Elizabeth	Bye		

## MAJOR ROUNDS

### Preliminary Final

Blackfriars OS	6.3-39	8.6-54	Henley
----------------	--------	--------	--------

### Preliminary Final

Elizabeth	12.8-80	6.1-37	Adelaide University
-----------	---------	--------	---------------------

### Grand Final

Elizabeth	10.7-67	10.4-64	Henley
-----------	---------	---------	--------

# MEN'S DIVISION C7



## GRAND FINAL

Port District (5.8-38) def Adelaide University (4.9-33)

Best on Ground: James Boylan-Nelson, Port Districts

Umpires:

Field – Ian Gore, Simon Hedger

Boundary – Jinsong Li, Robert McKay

Goal – Andrew Gregory, Barry Lewis

## LADDER

Club	Played	Win	Loss	Draw	Bye	For	Against	%	Points
Port District	18	15	3	0	0	1761	468	79	30
Modbury	18	15	3	0	0	1852	657	73.81	30
Adelaide University	17	14	3	0	0	1781	538	76.8	26
Lockleys	17	13	4	0	1	1872	605	75.58	26
Adelaide Lutheran	18	12	6	0	0	1312	870	60.13	24
Houghton Districts	18	6	12	0	0	662	1605	29.2	12
Brahma Lodge	18	5	13	0	0	820	1563	34.41	10
Golden Grove	18	5	13	0	0	701	1565	30.94	10
North Haven	18	3	15	0	0	494	1716	22.35	8
Flinders University	18	1	17	0	0	405	2073	16.34	2

## RH ELIX MEDAL LEADERBOARD

First Name	Surname	Club	Votes
<b>Nelson</b>	<b>James-Boylan</b>	<b>Port District</b>	<b>23</b>
Shane	Carroll	Houghton Districts	22
Aden	Miegel	Adelaide Lutheran	20
Benjamin	Finch	Modbury	18
Christopher	Molineux	Adelaide University	13
Daniel	Grgurovic	Brahma Lodge	13
Zachary	Carbone	Lockleys	12
Ryan	Mckee	Brahma Lodge	11
Dale	Scudds	Modbury	10
Reece	Oliver	Lockleys	9
Kingsley	Rowse	Golden Grove	9
Christopher	Dickie	Lockleys	9
David	Hodges	Adelaide Lutheran	8
Brayden	Cebulski	Port District	8
Rodney	Love	Adelaide University	8
Darragh	Coughlan	Adelaide University	8
Bradley	Boulton	Port District	7
Declan	James-Boylan	Port District	7
Luke	Purdon	Modbury	6
Dave	Keetch	Houghton Districts	6

## LEADING GOAL KICKER LEADERBOARD

First Name	Surname	Club	Goals
<b>Reece</b>	<b>Oliver</b>	<b>Lockleys</b>	<b>62</b>
Zachary	Carbone	Lockleys	52
Brayden	Cebulski	Port District	45
Daniel	Grgurovic	Brahma Lodge	46
Michael	Pereira	Lockleys	42
David	Hodges	Adelaide Lutheran	38
Christopher	Molineux	Adelaide University	34
Todd	Johnson	Modbury	33
Brodie	Noble	Modbury	31
Aden	Miegel	Adelaide Lutheran	25
Jed	Dobre	Adelaide Lutheran	24
Nathan	Lawrence	Adelaide University	24
Camron-Jay	Lane	Adelaide University	23
Blake	McClounan	Modbury	22
Corey Ace	Ciantar	Lockleys	22
Tyron	Coulthard	Port District	21
Jack	Clark	Adelaide University	19
Daniel	Hussey	Golden Grove	19
Thomas	Wegener	Port District	18
Stefan	Scambiatterra	Lockleys	18

## MINOR ROUNDS

Round 1	Flinders University	6.8-44	0.7-7	North Haven	Round 10	Adelaide University	7.4-46	16.2-98	Lockleys
	Golden Grove	5.5-35	14.13-97	Port District		North Haven	2.3-15	0.0-0	Flinders University
	Modbury	22.12-144	2.7-19	Brahma Lodge		Port District	14.16-100	4.2-26	Golden Grove
	Houghton Districts	5.3-33	11.14-80	Adelaide Lutheran		Brahma Lodge	8.5-53	14.13-97	Modbury
Round 2	Lockleys	Bye			Round 11	Adelaide Lutheran	14.10-94	1.3-9	Houghton Districts
	North Haven	6.9-45	18.8-116	Lockleys		Lockleys	26.14-170	3.3-21	North Haven
	Port District	21.19-145	0.1-1	Flinders University		Flinders University	0.0-0	22.18-150	Port District
	Brahma Lodge	14.12-96	5.8-38	Golden Grove		Golden Grove	8.7-55	7.9-51	Brahma Lodge
Round 3	Adelaide Lutheran	9.4-58	15.17-107	Modbury	Round 12	Modbury	9.6-60	10.6-66	Adelaide Lutheran
	Adelaide University	25.21-171	2.1-13	Houghton Districts		Houghton Districts	1.1-7	19.11-125	Adelaide University
	Lockleys	4.3-27	9.16-70	Port District		Port District	6.7-43	5.9-39	Lockleys
	Flinders University	6.8-44	11.15-81	Brahma Lodge		Brahma Lodge	11.16-82	4.7-31	Flinders University
Round 4	Golden Grove	8.4-52	12.6-78	Adelaide Lutheran	Round 13	Adelaide Lutheran	12.6-78	1.5-11	Golden Grove
	Modbury	21.14-140	1.0-6	Houghton Districts		Houghton Districts	2.3-15	17.12-114	Modbury
	North Haven	0.0-0	11.4-70	Adelaide University		Adelaide University	15.17-107	4.3-27	North Haven
	Brahma Lodge	5.8-38	12.11-83	Lockleys		Lockleys	19.8-122	4.6-30	Brahma Lodge
Round 5	Adelaide Lutheran	21.14-140	3.2-20	Flinders University	Round 14	Flinders University	3.2-20	21.8-134	Adelaide Lutheran
	Houghton Districts	13.4-82	7.4-46	Golden Grove		Golden Grove	10.8-68	6.4-40	Houghton Districts
	Adelaide University	9.11-65	5.11-41	Modbury		Modbury	11.5-71	6.5-41	Adelaide University
	North Haven	0.0-0	22.23-155	Port District		Port District	17.13-115	5.5-35	North Haven
Round 6	Lockleys	7.12-54	11.7-73	Adelaide Lutheran	Round 15	Adelaide Lutheran	3.4-22	5.8-38	Lockleys
	Flinders University	4.7-31	10.15-75	Houghton Districts		Houghton Districts	7.13-55	3.6-24	Flinders University
	Modbury	15.13-103	2.2-14	Golden Grove		Modbury	18.10-118	4.2-26	Golden Grove
	North Haven	4.8-32	13.11-89	Brahma Lodge		Brahma Lodge	8.13-61	8.6-54	North Haven
Round 7	Adelaide University	8.13-61	7.6-48	Port District	Round 16	Port District	4.8-32	3.4-22	Adelaide University
	Houghton Districts	8.5-53	15.13-103	Lockleys		Lockleys	22.27-159	0.1-1	Golden Grove
	Modbury	34.21-225	0.1-1	Flinders University		Adelaide University	31.16-202	1.5-11	Flinders University
	Golden Grove	5.11-41	13.10-88	Adelaide University		North Haven	2.10-22	11.14-80	Modbury
Round 8	Adelaide Lutheran	14.11-95	4.2-26	North Haven	Round 17	Port District	21.19-145	0.0-0	Houghton Districts
	Brahma Lodge	4.1-25	17.24-126	Port District		Brahma Lodge	1.3-9	8.19-67	Adelaide Lutheran
	Lockleys	16.16-112	10.2-62	Modbury		Flinders University	1.5-11	18.16-124	Lockleys
	Flinders University	9.6-60	11.9-75	Golden Grove		Golden Grove	8.4-52	9.9-63	North Haven
Round 9	North Haven	10.15-75	7.7-49	Houghton Districts	Round 18	Modbury	9.3-57	8.7-55	Port District
	Port District	11.12-78	2.5-17	Adelaide Lutheran		Houghton Districts	11.9-75	4.6-30	Brahma Lodge
	Adelaide University	23.17-155	6.5-41	Brahma Lodge		Adelaide Lutheran	3.11-29	11.2-68	Adelaide University
	Golden Grove	2.2-14	23.11-149	Lockleys		Lockleys	33.22-220	2.0-12	Houghton Districts
Round 10	Flinders University	4.5-29	16.16-112	Adelaide University	Round 19	Flinders University	3.3-21	23.21-159	Modbury
	Modbury	19.24-138	1.1-7	North Haven		Adelaide University	22.12-144	0.0-0	Golden Grove
	Houghton Districts	5.5-35	8.16-64	Port District		North Haven	1.1-7	26.15-171	Adelaide Lutheran
	Adelaide Lutheran	11.13-79	9.7-61	Brahma Lodge		Port District	26.15-171	0.0-0	Brahma Lodge
Round 11	Lockleys	35.20-230	2.0-12	Flinders University	Round 20	Modbury	8.4-52	3.10-28	Lockleys
	North Haven	1.8-14	13.7-85	Golden Grove		Golden Grove	8.14-62	7.3-45	Flinders University
	Port District	7.6-48	13.6-84	Modbury		Houghton Districts	9.5-59	5.14-44	North Haven
	Brahma Lodge	4.7-31	7.2-44	Houghton Districts		Adelaide Lutheran	0.4-4	17.17-119	Port District
Round 12	Adelaide University	15.8-98	3.9-27	Adelaide Lutheran	Round 21	Brahma Lodge	3.5-23	21.20-146	Adelaide University

## MAJOR ROUNDS

### Preliminary Final

Modbury	4.7-31	8.15-63	Adelaide University
---------	--------	---------	---------------------

### Preliminary Final

Port District	7.4-46	6.3-39	Lockleys
---------------	--------	--------	----------

### Grand Final

Port District	5.8-38	4.9-33	Adelaide University
---------------	--------	--------	---------------------

# MEN'S DIVISION C8



## GRAND FINAL

St Peter's OC (14.8-92) d. Prince Alfred OC (3.2-30)

Best on Ground: Tom Hyde, St Peter's Old Collegians

Umpires:

Field – David Loechel, Paul Page

Boundary – Jamie Chambers, Gerald Jones

Goal – Bill Begetis, Ron Field

## LADDER

Club	Played	Win	Loss	Draw	Bye	For	Against	%	Points
Golden Grove	9	8	0	1	0	687	344	66.63	17
St Peter's OC	9	8	1	0	0	975	278	77.81	16
Tea Tree Gully	9	7	2	0	0	565	334	62.85	14
Prince Alfred OC	9	5	4	0	0	686	474	59.14	10
Rostrevor OC	9	5	4	0	0	625	617	50.32	10
Adelaide University	9	4	5	0	0	532	432	55.19	8
Lockleys	9	3	5	1	0	501	599	45.55	7
Modbury	9	2	7	0	0	403	614	39.63	4
Port District	9	2	7	0	0	382	773	33.07	4
North Haven	9	0	9	0	0	178	1069	14.27	0

## DA TOTHILL MEDAL LEADERBOARD

First Name	Surname	Club	Votes
<b>Anthony</b>	<b>Cream</b>	<b>Rostrevor OC</b>	<b>24</b>
<b>Nic</b>	<b>Bailey</b>	<b>St Peters OC</b>	<b>24</b>
Daniel	Golding	Tea Tree Gully	16
Aaron	Richter	Tea Tree Gully	15
Fraser	Murray	Tea Tree Gully	15
Sam	Tagg	Rostrevor OC	15
Marc	Willcox	St Peters OC	13
James	Carter	Adelaide University	12
Daniel	Wicks	Tea Tree Gully	12
Sean	Hickey	Adelaide University	12
Lee	Henderson	Tea Tree Gully	11
Zac	Turnbull	Adelaide University	11
Andy	Carr	Golden Grove	11
Luke M	McCabe	Golden Grove	11
Charles	Silcock	St Peters OC	11
Nicholas	Pemberton	Prince Alfred OC	10
Mitchell	Redman Guidera	Flinders Park	8
Joel	Smith	Adelaide University	8
Matthew	Faull	Prince Alfred OC	7
Stuart	Harris	Adelaide University	7

## LEADING GOAL KICKER LEADERBOARD

First Name	Surname	Club	Goals
<b>Andrew</b>	<b>Twynstra</b>	<b>Old Ignatians</b>	<b>44</b>
Stuart	Harris	Adelaide University	43
Daniel	Trezise	Adelaide University	41
Thomas	Nicholson	Golden Grove	34
Damian	Pontt	Tea Tree Gully	30
James	Carter	Adelaide University	28
Daniel	Wicks	Tea Tree Gully	27
Harrison	Twiggs	Rostrevor OC	26
Joel	Smith	Adelaide University	24
Anthony	Cream	Rostrevor OC	21
Thomas	Gulliford	Adelaide University	21
Ben	Clavell	Golden Grove	21
Jesse	Fyfe	Prince Alfred OC	20
Daniel	Franklin	St Peters OC	19
Patrick	Dolan	Adelaide University	18
Michael	Siciliano	Prince Alfred OC	18
Nic	Bailey	St Peters OC	17
Cameron	Andrews	Pembroke OS	17
Steven	Marotti	Rostrevor OC	15
Benet	Copping	St Peters OC	15



## MINOR ROUNDS

Round 1	St Peter's OC	4.8-32	5.6-36	Tea Tree Gully	Round 10	Tea Tree Gully	10.9-69	8.4-52	St Peter's OC
	Old Ignatians	5.8-38	3.5-23	Pembroke OS		Pembroke OS	2.7-19	13.12-90	Old Ignatians
	SMOSH West Lakes	5.3-33	10.11-71	Adelaide University		Adelaide University	18.14-122	1.2-8	SMOSH West Lakes
	Prince Alfred OC	10.15-75	1.7-13	Rostrevor OC		Flinders Park	14.12-96	3.6-24	Golden Grove
	Golden Grove					Rostrevor OC	9.5-59	9.11-65	Prince Alfred OC
Round 2	Pembroke OS	8.7-55	4.9-33	Tea Tree Gully	Round 11	Tea Tree Gully	14.8-92	2.3-15	Pembroke OS
	Adelaide University	14.16-100	4.4-28	Old Ignatians		Old Ignatians	2.6-18	18.15-123	Adelaide University
	Rostrevor OC	7.5-47	12.8-80	Golden Grove		SMOSH West Lakes	4.3-27	13.11-89	Flinders Park
	Prince Alfred OC	6.9-45	13.13-91	St Peter's OC		Golden Grove	11.10-76	10.8-68	Rostrevor OC
	SMOSH West Lakes					St Peter's OC	7.8-50	11.8-74	Prince Alfred OC
Round 3	Tea Tree Gully	5.5-35	8.14-62	Adelaide University	Round 12	Adelaide University	3.11-29	2.7-19	Tea Tree Gully
	SMOSH West Lakes	2.4-16	15.12-102	Rostrevor OC		Flinders Park	6.11-47	10.5-65	Old Ignatians
	Golden Grove	3.6-24	15.13-103	Prince Alfred OC		Rostrevor OC	8.12-60	6.6-42	SMOSH West Lakes
	Pembroke OS	6.8-44	11.13-79	St Peter's OC		Prince Alfred OC	10.6-66	7.17-59	Golden Grove
	Old Ignatians					St Peter's OC	9.6-60	4.3-27	Pembroke OS
Round 4	Flinders Park	8.8-56	6.6-42	Tea Tree Gully	Round 13	Tea Tree Gully	25.13-163	2.4-16	Flinders Park
	Rostrevor OC	10.16-76	9.6-60	Old Ignatians		Old Ignatians	12.8-80	9.12-66	Rostrevor OC
	Prince Alfred OC	14.14-98	5.4-34	SMOSH West Lakes		SMOSH West Lakes	3.4-22	8.11-59	Prince Alfred OC
	Golden Grove	7.15-57	13.9-87	St Peter's OC		St Peter's OC	14.13-97	9.6-60	Golden Grove
	Adelaide University	18.12-120	4.7-31	Pembroke OS		Pembroke OS	6.1-37	16.12-108	Adelaide University
Round 5	Tea Tree Gully	11.9-75	7.10-52	Rostrevor OC	Round 14	Rostrevor OC	4.14-38	5.7-37	Tea Tree Gully
	Old Ignatians	5.6-36	8.8-56	Prince Alfred OC		Prince Alfred OC	9.4-58	5.5-35	Old Ignatians
	SMOSH West Lakes	6.4-40	9.7-61	Golden Grove		Golden Grove	11.16-82	0.7-7	SMOSH West Lakes
	Pembroke OS	8.8-56	4.4-28	Flinders Park		Flinders Park	6.7-43	4.10-34	Pembroke OS
	St Peter's OC	6.6-42	15.9-99	Adelaide University		Adelaide University	7.5-47	4.7-31	St Peter's OC
Round 6	Prince Alfred OC	8.6-54	8.5-53	Tea Tree Gully	Round 15	Tea Tree Gully	19.6-120	2.7-19	SMOSH West Lakes
	Golden Grove	12.6-78	6.11-47	Old Ignatians		St Peter's OC	15.12-102	4.2-26	Old Ignatians
	SMOSH West Lakes	8.9-57	7.13-55	St Peter's OC		Pembroke OS	11.9-75	4.4-28	Golden Grove
	Rostrevor OC	9.4-58	6.9-45	Pembroke OS		Adelaide University	12.7-79	4.8-32	Prince Alfred OC
	Flinders Park	5.9-39	9.5-59	Adelaide University		Flinders Park	2.12-24	11.8-74	Rostrevor OC
Round 7	Tea Tree Gully	13.17-95	6.4-40	Golden Grove	Round 16	Tea Tree Gully	13.12-90	6.6-42	Old Ignatians
	Old Ignatians	10.6-66	12.9-81	SMOSH West Lakes		SMOSH West Lakes	7.6-48	9.10-64	Pembroke OS
	Pembroke OS	8.4-52	11.15-81	Prince Alfred OC		Golden Grove	12.12-84	6.6-42	Adelaide University
	Adelaide University	19.11-125	4.7-31	Rostrevor OC		Prince Alfred OC	16.16-112	2.3-15	Flinders Park
	St Peter's OC	7.4-46	10.8-68	Flinders Park		St Peter's OC	16.17-113	6.4-40	Rostrevor OC
Round 8	SMOSH West Lakes	2.2-14	12.11-83	Tea Tree Gully	Round 17	Tea Tree Gully	5.4-34	4.12-36	Prince Alfred OC
	St Peter's OC	13.11-89	2.4-16	Old Ignatians		Old Ignatians	8.9-57	7.11-53	Golden Grove
	Golden Grove	9.6-60	6.5-41	Pembroke OS		St Peter's OC	18.18-126	2.8-20	SMOSH West Lakes
	Prince Alfred OC	7.8-50	12.10-82	Adelaide University		Pembroke OS	7.12-54	13.10-88	Rostrevor OC
	Rostrevor OC	13.9-87	8.6-54	Flinders Park		Adelaide University	19.26-140	3.2-20	Flinders Park
Round 9	Tea Tree Gully	16.13-109	3.5-23	Old Ignatians	Round 18	Golden Grove	5.7-37	11.12-78	Tea Tree Gully
	Pembroke OS	14.15-99	4.7-31	SMOSH West Lakes		SMOSH West Lakes	4.9-33	4.2-26	Old Ignatians
	Adelaide University	18.16-124	6.4-40	Golden Grove		Prince Alfred OC	8.11-59	3.6-24	Pembroke OS
	Flinders Park	8.3-51	7.11-53	Prince Alfred OC		Rostrevor OC	8.7-55	18.10-118	Adelaide University
	Rostrevor OC	8.11-59	9.9-63	St Peter's OC		Flinders Park	0.2-2	24.16-160	St Peter's OC

## MAJOR ROUNDS

Preliminary Final			
Prince Alfred OC	6.11-47	2.9-21	Tea Tree Gully

Preliminary Final			
Adelaide University	1.6-12	12.8-80	St Peter's OC

Grand Final			
St Peter's OC	14.8-92	3.2-20	Prince Alfred OC

# WOMEN'S DIVISION 1



## GRAND FINAL

Morphettville Park (8.3-51) d. Payneham NU (2.6-18)

Best on Ground: Ella Little, Morphetville Park

Umpires:

Field – Luke Harrington, Chris Lambert

Boundary – Emma Jones, Tyson Smith

Goal – Annette Greenshields, Samuel Turner

## LADDER

Club	Played	Win	Loss	Draw	Bye	For	Against	%	Points
Morphettville Park	15	13	1	1	0	829	307	72.98	27
Payneham NU	15	12	3	0	0	621	335	64.96	24
SMOSH West Lakes	15	9	6	0	0	641	399	61.63	18
Adelaide University	15	7	7	1	0	511	638	44.47	15
Broadview	15	2	13	0	0	293	701	29.48	4
Angle Vale	15	1	14	0	0	242	757	24.22	2

## GINA DUTSCHKE MEDAL LEADERBOARD

First Name	Surname	Club	Votes
Celestina	Dona	Morphettville Park	17
Abbey	Scheer	Payneham NU	14
Danielle	Stewart	Payneham NU	12
Shae	Partington	SMOSH West Lakes	12
Kassandra	Stroh	SMOSH West Lakes	12
Hannah	Ewings	SMOSH West Lakes	10
Sarah	Wilton	Morphettville Park	9
Ella	Metcalfe	Broadview	8
Brooklyn	Kraft	Adelaide University	7
Elaine	Grigg	Broadview	6
Lucy	Armitage	Morphettville Park	6
Renee	Holmes	Adelaide University	6
Emma	Keys	Angle Vale	6
Cassandra	Hartley	Morphettville Park	6
Casey	Fraser	SMOSH West Lakes	5
Tess	Maple	Morphettville Park	5
Teagan	Usher	SMOSH West Lakes	5
Georgia	Avery	Payneham NU	5
Alexandra	Fitridge	Adelaide University	5
Melinda	Speechley	Morphettville Park	5

## TRUDY GLAZBROOK AWARD LEADERBOARD

First Name	Surname	Club	Goals
Tess	Maple	Morphettville Park	34
Abbey	Scheer	Payneham NU	30
Kate	Rasheed	Payneham NU	16
Remy	Grant	SMOSH West Lakes	15
Eleanor	Dalgarno Fixter	Adelaide University	14
Georgina	Evans	SMOSH West Lakes	14
Sarah	Wilton	Morphettville Park	11
Lindsay	Bigg	Morphettville Park	10
Casey	Fraser	SMOSH West Lakes	10
Kylie	Van pierie	Broadview	9
Shailee	O'Brien	Angle Vale	8
Neave	Delaney	Morphettville Park	8
Isabella	Wilson	Payneham NU	8
Melinda	Speechley	Morphettville Park	8
Lucy	Armitage	Morphettville Park	7
Keely	Cannizzaro	Angle Vale	6
Rachael	Killian	SMOSH West Lakes	6
Hannah	Ewings	SMOSH West Lakes	6
Emily	Moxon	Payneham NU	6
Chelsea	Manger	Adelaide University	6

## MINOR ROUNDS

Round 1	Angle Vale	2.5-17	8.6-54	Broadview	Round 9	Angle Vale	2.5-17	5.4-34	SMOSH West Lakes
	Adelaide University	5.0-30	6.3-39	Payneham NU		Adelaide University	7.8-50	2.2-14	Broadview
	SMOSH West Lakes	4.4-28	5.7-37	Morphettville Park		Payneham NU	5.3-33	2.4-16	Morphettville Park
Round 2	Payneham NU	6.11-47	0.2-2	Angle Vale	Round 10	Adelaide University	6.5-41	1.3-9	Angle Vale
	Morphettville Park	12.19-91	3.4-22	Adelaide University		Morphettville Park	13.6-84	2.2-14	Broadview
	Broadview	3.2-20	5.7-37	SMOSH West Lakes		SMOSH West Lakes	4.2-26	4.6-30	Payneham NU
Round 3	Angle Vale	0.2-2	16.9-105	Morphettville Park	Round 11	Angle Vale	5.2-32	7.7-49	Broadview
	Adelaide University	4.10-34	6.10-46	SMOSH West Lakes		Adelaide University	3.0-18	7.6-48	Payneham NU
	Broadview	1.1-7	4.10-34	Payneham NU		SMOSH West Lakes	2.7-19	4.5-29	Morphettville Park
Round 4	SMOSH West Lakes	9.7-61	4.6-30	Angle Vale	Round 12	Payneham NU	11.10-76	1.0-6	Angle Vale
	Adelaide University	9.7-61	6.1-37	Broadview		Morphettville Park	9.8-62	4.6-30	Adelaide University
	Morphettville Park	6.16-52	2.6-18	Payneham NU		Broadview	1.2-8	4.7-31	SMOSH West Lakes
Round 5	Angle Vale	1.8-14	2.6-18	Adelaide University	Round 13	Angle Vale	3.1-19	6.8-44	Morphettville Park
	Broadview	2.1-13	10.8-68	Morphettville Park		Adelaide University	8.5-53	6.6-42	SMOSH West Lakes
	Payneham NU	5.2-32	2.6-18	SMOSH West Lakes		Broadview	1.3-9	7.5-47	Payneham NU
Round 6	Broadview	1.5-11	4.2-26	Angle Vale	Round 14	SMOSH West Lakes	11.6-72	3.3-21	Angle Vale
	Payneham NU	14.4-88	2.4-16	Adelaide University		Broadview	2.3-15	5.4-34	Adelaide University
	Morphettville Park	6.8-44	3.1-19	SMOSH West Lakes		Morphettville Park	10.5-65	4.6-30	Payneham NU
Round 7	Angle Vale	2.3-15	5.7-37	Payneham NU	Round 15	Angle Vale	2.5-17	9.5-59	Adelaide University
	Adelaide University	5.6-36	5.6-36	Morphettville Park		Broadview	1.3-9	6.11-47	Morphettville Park
	SMOSH West Lakes	15.7-97	1.3-9	Broadview		Payneham NU	3.8-26	4.7-31	SMOSH West Lakes
Round 8	Morphettville Park	6.13-49	2.3-15	Angle Vale					
	SMOSH West Lakes	11.14-80	1.3-9	Adelaide University					
	Payneham NU	5.6-36	3.6-24	Broadview					

## MAJOR ROUNDS

### 1st Semi Final

SMOSH West Lakes	3.10-28	2.4-16	Adelaide University
------------------	---------	--------	---------------------

### 2nd Semi Final

Morphettville Park	5.9-39	7.7-49	Payneham NU
--------------------	--------	--------	-------------

### Preliminary Final

Morphettville Park	7.7-49	3.4-22	SMOSH West Lakes
--------------------	--------	--------	------------------

### Grand Final

Payneham NU	2.6-18	8.3-51	Morphettville Park
-------------	--------	--------	--------------------

# WOMEN'S DIVISION 1 RESERVES



## GRAND FINAL

Morphettville Park (6.4-40) d. SMOSH West Lakes (0.3-3)

Best on Ground: Vivian Winkler, Morphettville Park

Umpires:

Field – Gerald Jones, Justin Howse

Boundary – Alexander Kimber, Brodie Symons

Goal – Gary Bartlett, Lynton Davies

## LADDER

Club	Played	Win	Loss	Draw	Bye	For	Against	%	Points
Morphettville Park	15	11	4	0	0	575	330	63.54	22
SMOSH West Lakes	15	10	5	0	0	630	342	64.81	20
Payneham NU	15	9	6	0	0	324	352	47.93	18
Adelaide University	15	6	9	0	0	224	405	35.61	12
Angle Vale	15	5	10	0	0	242	395	37.99	10
Broadview	15	4	11	0	0	247	418	37.14	8

## LOUISE CROWE MEDAL LEADERBOARD

First Name	Surname	Club	Votes
Kelly	Rourke	SMOSH West Lakes	17
Jasmine	Harrison	SMOSH West Lakes	17
Julie	Power	Adelaide University	15
Carrie-Anne	Mewett	Angle Vale	13
Bonnie	Dodds	Angle Vale	12
Vivian	Winkler	Morphettville Park	11
Georgie	Karydis	Payneham NU	10
Macey	Stewart	Payneham NU	9
Mackenzie	Lum	Broadview	9
Kaily	Buchalka	Morphettville Park	7
Emily	Carden	Payneham NU	7
Jacqueline	Schar	Morphettville Park	7
Ellen	Williams	Adelaide University	7
Claire	Aunger	Morphettville Park	6
Jackie	Chan Tie	Angle Vale	6
Erin	Roberts	Adelaide University	6
Rachel	Calo	Payneham NU	6
Tashara	Wilson	SMOSH West Lakes	5
Zoe	Russell	SMOSH West Lakes	5
Lucy	Musolino	Broadview	5

## LEADING GOAL KICKER LEADERBOARD

First Name	Surname	Club	Goals
Casey	Galbraith	Morphettville Park	24
Tashara	Wilson	SMOSH West Lakes	24
Kaily	Buchalka	Morphettville Park	22
Katrina	Creaney	Angle Vale	12
Katie	Murdoch	Morphettville Park	10
Bronwyn	Davey	SMOSH West Lakes	9
Nicole	Noble	SMOSH West Lakes	9
Amie	Eckert	SMOSH West Lakes	8
Tayla	Smith	Morphettville Park	7
Julie	Power	Adelaide University	6
Kate	O'dea	SMOSH West Lakes	6
Chloe	Joseph	Angle Vale	6
Sally	Arnold	Payneham NU	5
Jessica	Murray	Adelaide University	4
Rachel	Calo	Payneham NU	5
Hannah	Miller	Broadview	5
Luana	Calo	Payneham NU	5
Georgie	Karydis	Payneham NU	5
Chloe	Saint	Broadview	4
Lucy	Musolino	Broadview	4

## MINOR ROUNDS

Round 1	Angle Vale	2.3-15	5.5-35	Broadview	Round 9	Angle Vale	2.3-15	5.4-34	SMOSH West Lakes
	Adelaide University	0.3-3	3.3-21	Payneham NU		Broadview	5.5-35	0.1-1	Adelaide University
	SMOSH West Lakes	5.3-33	6.4-40	Morphettville Park		Payneham NU	2.6-18	8.3-51	Morphettville Park
Round 2	Payneham NU	5.5-35	1.1-7	Angle Vale	Round 10	Adelaide University	1.7-13	3.0-18	Angle Vale
	Morphettville Park	9.6-60	3.8-26	Adelaide University		Morphettville Park	10.10-70	1.4-10	Broadview
	Broadview	2.2-14	6.6-42	SMOSH West Lakes		SMOSH West Lakes	5.11-41	4.4-28	Payneham NU
Round 3	Angle Vale	2.3-15	5.1-31	Morphettville Park	Round 11	Angle Vale	3.2-20	2.2-14	Broadview
	Adelaide University	3.8-26	2.0-12	SMOSH West Lakes		Adelaide University	2.7-19	2.0-12	Payneham NU
	Broadview	1.0-6	2.4-16	Payneham NU		SMOSH West Lakes	6.8-44	4.0-24	Morphettville Park
Round 4	SMOSH West Lakes	8.8-56	3.7-25	Angle Vale	Round 12	Payneham NU	3.4-22	2.2-14	Angle Vale
	Adelaide University	0.6-6	0.2-2	Broadview		Morphettville Park	4.1-25	2.9-21	Adelaide University
	Morphettville Park	6.4-40	0.2-2	Payneham NU		Broadview	1.2-8	6.8-44	SMOSH West Lakes
Round 5	Angle Vale	4.4-28	2.4-16	Adelaide University	Round 13	Angle Vale	3.3-21	1.2-8	Morphettville Park
	Broadview	6.0-36	1.0-6	Morphettville Park		Adelaide University	0.1-1	10.10-70	SMOSH West Lakes
	Payneham NU	6.5-41	3.4-22	SMOSH West Lakes		Broadview	2.1-13	5.6-36	Payneham NU
Round 6	Broadview	1.2-8	3.8-26	Angle Vale	Round 14	SMOSH West Lakes	6.4-40	2.1-13	Angle Vale
	Payneham NU	1.0-6	2.5-17	Adelaide University		Adelaide University	3.2-20	1.2-8	Broadview
	Morphettville Park	7.8-50	7.4-46	SMOSH West Lakes		Morphettville Park	3.3-21	3.5-23	Payneham NU
Round 7	Angle Vale	1.1-7	2.7-19	Payneham NU	Round 15	Angle Vale	0.5-5	3.3-21	Adelaide University
	Adelaide University	2.3-15	6.4-40	Morphettville Park		Broadview	1.1-7	10.6-66	Morphettville Park
	SMOSH West Lakes	2.5-17	4.2-26	Broadview		Payneham NU	2.0-12	10.6-66	SMOSH West Lakes
Round 8	Morphettville Park	6.7-43	2.1-13	Angle Vale					
	SMOSH West Lakes	9.9-63	2.7-19	Adelaide University					
	Payneham NU	5.3-33	4.1-25	Broadview					

## MAJOR ROUNDS

### 1st Semi Final

Payneham NU	0.5-5	3.4-22	Adelaide University
-------------	-------	--------	---------------------

### 2nd Semi Final

Morphettville Park	5.5-35	7.5-47	SMOSH West Lakes
--------------------	--------	--------	------------------

### Preliminary Final

Morphettville Park	7.2-44	3.6-24	Adelaide University
--------------------	--------	--------	---------------------

### Grand Final

SMOSH West Lakes	0.3-3	6.4-40	Morphettville Park
------------------	-------	--------	--------------------

# WOMEN'S DIVISION 2



## GRAND FINAL

Old Ignatians (5.6-36) d. Happy Valley (1.9-15)

Best on Ground: Eirini Vrodos, Old Ignatians

Umpires:

Field – Mel Booth, Michael Houston

Boundary – Caitlyn Creasey, Xavier O'Toole

Goal – Alexander Scarman, Ethan Scarman

## LADDER

Club	Played	Win	Loss	Draw	Bye	For	Against	%	Points
Happy Valley	14	14	0	0	0	1201	135	89.9	28
Old Ignatians	14	12	2	0	0	1118	160	87.48	24
Salisbury	14	8	6	0	0	458	561	44.95	16
Gaza	14	6	8	0	0	424	670	38.76	12
Scotch OC	14	5	9	0	0	289	545	34.65	10
Flinders University	14	4	10	0	0	303	793	27.65	8
Blackwood	14	4	10	0	0	239	640	27.19	8
Pulteney	14	3	11	0	0	192	720	21.05	6

## CATHERINE MULVIHILL MEDAL LEADERBOARD

First Name	Surname	Club	Votes
Jessica	Waterhouse	Happy Valley	20
Jemma	Valente	Old Ignatians	12
Bessie	Barrett	Happy Valley	11
Millie	McCarthy	Old Ignatians	11
Aisha	Thomas	Salisbury	11
Chantel	Ross	Gaza	10
Sarah	Branford	Old Ignatians	10
Alannah	Rochow	Happy Valley	10
Sarah	Davies	Scotch OC	9
Nicole	Baker	Salisbury	9
Eirini	Vrodos	Old Ignatians	9
Tamika	May	Blackwood	8
Kelly	Whitehead	Blackwood	8
Georja	Osborne	Pulteney	8
Tayla	Woodland	Salisbury	7
Gabrielle	Salt	Old Ignatians	7
Annabel	Franklin	Scotch OC	7
Sky	Jensen	Gaza	7
Jiarna	Zerella	Old Ignatians	7
Sophie	Hoyle	Salisbury	7

## FIONA CLANCEY MEDAL LEADERBOARD

First Name	Surname	Club	Goals
Gabrielle	Salt	Old Ignatians	39
Jessica	Waterhouse	Happy Valley	38
Courtney	Rossi	Old Ignatians	34
Alannah	Rochow	Happy Valley	26
Meg	Juckers	Happy Valley	22
Dannielle	Woods	Salisbury	19
Brooke	Mullen	Happy Valley	17
Jaimi	Rock	Gaza	17
Callie	Wilson	Happy Valley	16
Ally	Ladas	Old Ignatians	13
Chloe	Newton	Gaza	14
Chelsea	Kennedy	Happy Valley	12
Brieanna	Medder	Blackwood	13
Jade	Davies	Happy Valley	13
Tamika	Reid	Flinders University	12
Ellen	Lynch	Old Ignatians	11
Sophie	Hoyle	Salisbury	11
Sky	Jensen	Gaza	10
Amelia	Rosella	Old Ignatians	9
Brooklyn	George	Flinders University	9

## MINOR ROUNDS

Round 1	Happy Valley	16.18-114	0.0-0	Pulteney	Round 8	Pulteney	0.0-0	21.13-139	Happy Valley
	Old Ignatians	11.14-80	1.1-7	Gaza		Gaza	1.1-7	16.9-105	Old Ignatians
	Salisbury	5.5-35	4.5-29	Scotch OC		Scotch OC	4.5-29	6.10-46	Salisbury
	Flinders University	0.8-8	4.2-26	Blackwood		Blackwood	2.6-18	3.4-22	Flinders University
Round 2	Gaza	4.8-32	13.4-82	Happy Valley	Round 9	Happy Valley	17.11-113	2.2-14	Gaza
	Scotch OC	0.0-0	12.11-83	Old Ignatians		Old Ignatians	11.17-83	0.1-0	Scotch OC
	Blackwood	6.4-40	5.6-36	Salisbury		Salisbury	6.3-39	2.6-18	Blackwood
	Pulteney	7.2-44	2.2-14	Flinders University		Flinders University	7.5-47	2.1-13	Pulteney
Round 3	Scotch OC	0.0-0	2.5-17	Happy Valley	Round 10	Happy Valley	15.16-106	0.1-1	Scotch OC
	Old Ignatians	14.13-97	1.3-9	Blackwood		Blackwood	0.2-2	7.10-52	Old Ignatians
	Salisbury	9.3-57	5.4-34	Flinders University		Flinders University	3.9-27	3.6-24	Salisbury
	Gaza	7.10-52	2.5-17	Pulteney		Pulteney	2.2-14	4.5-29	Gaza
Round 4	Happy Valley	18.13-121	1.1-7	Blackwood	Round 11	Blackwood	2.2-14	6.8-44	Happy Valley
	Flinders University	0.3-3	17.11-113	Old Ignatians		Old Ignatians	12.20-92	0.0-0	Flinders University
	Pulteney	4.2-26	8.6-54	Salisbury		Salisbury	3.7-25	1.4-10	Pulteney
	Scotch OC	4.1-25	2.5-17	Gaza		Gaza	6.4-40	2.3-15	Scotch OC
Round 5	Happy Valley	19.12-126	1.7-13	Flinders University	Round 12	Flinders University	0.2-2	17.18-120	Happy Valley
	Old Ignatians	17.10-112	3.3-21	Salisbury		Salisbury	0.2-2	11.5-71	Old Ignatians
	Pulteney	2.6-18	0.1-1	Scotch OC		Pulteney	2.2-14	2.3-15	Scotch OC
	Gaza	3.4-22	4.6-30	Blackwood		Blackwood	1.2-8	8.10-58	Gaza
Round 6	Salisbury	1.2-8	16.9-105	Happy Valley	Round 13	Happy Valley	2.0-12	0.0-0	Salisbury
	Pulteney	0.0-0	16.11-107	Old Ignatians		Old Ignatians	11.13-79	1.0-6	Pulteney
	Flinders University	4.2-26	3.17-35	Gaza		Gaza	10.3-63	7.2-44	Flinders University
	Blackwood	2.3-15	4.10-34	Scotch OC		Scotch OC	11.11-77	1.2-8	Blackwood
Round 7	Happy Valley	9.4-58	3.5-23	Old Ignatians	Round 14	Old Ignatians	3.3-21	6.8-44	Happy Valley
	Gaza	5.11-41	7.4-46	Salisbury		Salisbury	9.11-65	1.1-7	Gaza
	Flinders University	7.12-54	4.7-31	Scotch OC		Scotch OC	5.1-31	1.3-9	Flinders University
	Pulteney	2.3-15	4.7-31	Blackwood		Pulteney	2.3-15	2.1-13	Blackwood

## MAJOR ROUNDS

### 1st Semi Final

Salisbury	4.5-29	4.6-30	Gaza
-----------	--------	--------	------

### 2nd Semi Final

Happy Valley	5.12-42	3.8-26	Old Ignatians
--------------	---------	--------	---------------

### Preliminary Final

Old Ignatians	15.13-103	3.3-21	Gaza
---------------	-----------	--------	------

### Grand Final

Happy Valley	1.9-15	5.6-36	Old Ignatians
--------------	--------	--------	---------------

# WOMEN'S DIVISION 3



## GRAND FINAL

Blackfriars OS (10.9-69) d. Tea Tree Gully (1.2-8)

Best on Ground: Letisha Ackland, Blackfriars OS

Umpires:

Field – Dale Clark, Robert McKay

Boundary – Jude Heeps, James Walkley

Goal – Lynton Davies, Gary Bartlett

## LADDER

Club	Played	Win	Loss	Draw	Bye	For	Against	%	Points
Blackfriars OS	14	14	0	0	0	836	151	84.7	28
Mitcham	14	11	3	0	0	535	239	69.12	22
Tea Tree Gully	14	11	3	0	0	521	295	63.85	22
Golden Grove	14	8	6	0	0	430	276	60.91	16
Kenilworth	14	6	8	0	0	420	419	50.06	12
West Croydon	14	3	11	0	0	196	548	26.34	6
Fitzroy	14	2	12	0	0	108	509	17.5	4
Woodville South	14	1	13	0	0	165	779	17.48	2

## NARELLE SMITH MEDAL LEADERBOARD

First Name	Surname	Club	Votes
Jordan	Woodards	Golden Grove	27
Letisha	Ackland	Blackfriars OS	22
Monika	Ney	Blackfriars OS	15
Tara	Maschotta	Tea Tree Gully	15
Nicola	Heffernan	Tea Tree Gully	14
Zoe	MacGill-Rankin	Mitcham	12
Adele	O'Brien	Kenilworth	11
Jessie	Keech	Mitcham	10
Renalyn	Schlink	Woodville South	10
Gemma	Monaghan	Mitcham	9
Rayne	Rivalland	Kenilworth	9
Melissa	Yardley	Golden Grove	6
Shantelle	Wise	Blackfriars OS	6
Abbie	Deegan	Kenilworth	6
Jessica	Luciani	Blackfriars OS	6
Teneisha	Wanganeen	Blackfriars OS	6
Kimberly	Hillier	Tea Tree Gully	6
Madeleine	Steele	Golden Grove	6
Kailie	Healey	West Croydon	5
Stephanie	O'Hara	Mitcham	5

## LEADING GOAL KICKER LEADERBOARD

First Name	Surname	Club	Goals
Fiona	Clancey	Blackfriars OS	26
Nicola	Heffernan	Tea Tree Gully	20
Ruth	Wallace	Blackfriars OS	19
Jade	Rose	Blackfriars OS	14
Jessie	Keech	Mitcham	14
Adele	O'Brien	Kenilworth	13
Rayne	Rivalland	Kenilworth	12
Kelly	Horsnell	Tea Tree Gully	11
Charlotte	Wegner	Kenilworth	11
Kimberly	Hillier	Tea Tree Gully	11
Letisha	Ackland	Blackfriars OS	11
Georgia	Mee	Blackfriars OS	10
Siena	Shields	Mitcham	10
Madeleine	Steele	Golden Grove	10
Grace	Jobson	Golden Grove	9
Georgia-lee	Nelson	Golden Grove	8
Zoe	MacGill-Rankin	Mitcham	8
Monica	Turner-Collins	Blackfriars OS	8
Jordan	Woodards	Golden Grove	7
Poppy	Visvardis	Mitcham	7



## MINOR ROUNDS

Round 1	Tea Tree Gully	8.14-62	1.3-9	Woodville South	Round 8	Woodville South	2.4-16	6.11-47	Tea Tree Gully
	Kenilworth	2.5-17	3.9-27	Mitcham		Mitcham	6.9-45	4.4-28	Kenilworth
	Fitzroy	0.3-3	6.9-45	Golden Grove		Golden Grove	5.5-35	1.2-0	Fitzroy
	West Croydon	1.1-7	10.10-70	Blackfriars OS		Blackfriars OS	6.9-45	2.3-15	West Croydon
Round 2	Mitcham	8.8-56	1.2-8	Tea Tree Gully	Round 9	Tea Tree Gully	6.3-39	2.4-16	Mitcham
	Golden Grove	6.16-52	0.4-4	Kenilworth		Kenilworth	2.7-19	3.3-21	Golden Grove
	Fitzroy	0.7-7	9.7-61	Blackfriars OS		Blackfriars OS	11.9-75	0.1-1	Fitzroy
	Woodville South	4.9-33	9.3-57	West Croydon		West Croydon	3.7-25	1.2-8	Woodville South
Round 3	Tea Tree Gully	5.8-38	2.4-16	Golden Grove	Round 10	Golden Grove	0.4-4	4.5-29	Tea Tree Gully
	Kenilworth	1.0-6	11.7-73	Blackfriars OS		Blackfriars OS	5.17-47	1.1-7	Kenilworth
	Fitzroy	0.2-2	3.2-20	West Croydon		West Croydon	1.3-9	2.1-13	Fitzroy
	Mitcham	10.8-68	1.0-6	Woodville South		Woodville South	1.3-9	7.14-56	Mitcham
Round 4	Blackfriars OS	7.11-53	4.1-25	Tea Tree Gully	Round 11	Tea Tree Gully	1.3-9	7.5-47	Blackfriars OS
	West Croydon	4.3-27	6.5-41	Kenilworth		Kenilworth	6.12-48	0.0-0	West Croydon
	Woodville South	4.5-29	4.2-26	Fitzroy		Fitzroy	1.4-10	1.1-7	Woodville South
	Golden Grove	4.1-25	4.4-28	Mitcham		Mitcham	5.10-40	2.0-12	Golden Grove
Round 5	West Croydon	2.4-16	7.9-51	Tea Tree Gully	Round 12	Tea Tree Gully	5.9-39	1.1-7	West Croydon
	Fitzroy	1.0-6	5.6-36	Kenilworth		Kenilworth	6.2-38	2.2-14	Fitzroy
	Golden Grove	7.6-48	1.1-7	Woodville South		Woodville South	1.0-6	6.11-47	Golden Grove
	Mitcham	2.6-18	7.5-47	Blackfriars OS		Blackfriars OS	5.6-36	0.4-4	Mitcham
Round 6	Fitzroy	0.0-0	5.1-31	Tea Tree Gully	Round 13	Tea Tree Gully	8.3-51	2.3-15	Fitzroy
	Kenilworth	10.9-69	1.0-6	Woodville South		Woodville South	1.3-9	9.13-67	Kenilworth
	Mitcham	8.19-67	0.1-1	West Croydon		West Croydon	0.3-3	5.8-38	Mitcham
	Golden Grove	2.1-13	3.8-26	Blackfriars OS		Blackfriars OS	9.5-59	3.1-19	Golden Grove
Round 7	Tea Tree Gully	7.10-52	3.2-20	Kenilworth	Round 14	Kenilworth	3.2-20	6.4-40	Tea Tree Gully
	Fitzroy	0.1-1	6.7-43	Mitcham		Mitcham	4.5-29	1.1-7	Fitzroy
	Golden Grove	7.4-46	0.1-1	West Croydon		West Croydon	1.2-8	7.5-47	Golden Grove
	Woodville South	2.1-13	15.6-96	Blackfriars OS		Blackfriars OS	14.17-101	1.1-7	Woodville South

## MAJOR ROUNDS

### 1st Semi Final

Tea Tree Gully	5.2-32	2.5-17	Golden Grove
----------------	--------	--------	--------------

### 2nd Semi Final

Blackfriars OS	8.8-56	2.4-16	Mitcham
----------------	--------	--------	---------

### Preliminary Final

Mitcham	2.1-13	3.5-23	Tea Tree Gully
---------	--------	--------	----------------

### Grand Final

Blackfriars OS	10.9-69	1.2-8	Tea Tree Gully
----------------	---------	-------	----------------

# WOMEN'S DIVISION 4



## GRAND FINAL

Goodwood Saints (5.10-40) d. Henley (1.1-7)

Best on Ground: Asha Lodge, Goodwood Saints

Umpires:

Field – Brenton Jarman, Ian Milsom

Boundary – Miller Jolly, Tyler Rowston

Goal – Robert Lombardi, Tony Laintoll

## LADDER

Club	Played	Win	Loss	Draw	Bye	For	Against	%	Points
Goodwood Saints	15	14	1	0	0	737	139	84.13	28
Hope Valley	15	11	4	0	0	616	340	64.44	22
Hectorville	15	8	7	0	0	414	354	53.91	16
Henley	15	6	9	0	0	303	423	41.74	12
Flinders Park	15	4	11	0	0	341	579	37.07	8
Marion	15	2	13	0	0	191	767	19.94	4

## STEPHEN BAXTER & JULES SMITH MEDAL LEADERBOARD

First Name	Surname	Club	Votes
Emma	Whyte	Goodwood Saints	17
Natasha	Fazzalari	Flinders Park	12
Madelyn	Griffiths	Goodwood Saints	12
Alicia	Wordingham	Hope Valley	12
Lucinda	Lawless	Hope Valley	11
Jemma	Whittington- Charity	Henley	11
Tess	McCormack	Hectorville	10
Sarah	Fry	Hope Valley	10
Teagan	Fry	Henley	9
Hayley	Taheny	Hope Valley	9
Alana	Lishmund	Hope Valley	9
Tracy	Marks	Henley	9
Mim	Potter	Goodwood Saints	8
Lauren	Kahl	Hectorville	7
Laura	Argy	Goodwood Saints	6
Markita	Bond	Hectorville	6
Achol	Agany	Marion	6
Layan	Mohammed	Goodwood Saints	5
Holly	Vandenbrink	Marion	5
Shaina	Altman	Hectorville	5

## LEADING GOAL KICKER LEADERBOARD

First Name	Surname	Club	Goals
Hayley	Taheny	Hope Valley	27
Kaylah	Usher	Flinders Park	16
Sarah	Fry	Hope Valley	14
Asha	Lodge	Goodwood Saints	12
Emma	Whyte	Goodwood Saints	12
Alicia	McNeill	Flinders Park	11
India	Battifuoco	Flinders Park	11
Patricia	Kottaridis	Goodwood Saints	11
Carly	Payne	Goodwood Saints	10
Alicia	Wordingham	Hope Valley	8
Markita	Bond	Hectorville	8
Paris	Francis	Goodwood Saints	8
Tasmyn	Fiegert	Henley	8
Jazi	Andrae	Goodwood Saints	7
Eve	Mackenzie	Goodwood Saints	7
Charlotte	Juniper	Goodwood Saints	7
Chloe	Perks	Goodwood Saints	6
Laura	Argy	Goodwood Saints	6
Lily	Armstrong	Henley	5
Teagan	Fry	Henley	5

## MINOR ROUNDS

Round 1	Goodwood Saints	11.4-70	0.0-0	Marion	Round 9	Goodwood Saints	8.8-56	2.5-17	Hope Valley
	Henley	2.4-16	5.4-34	Hectorville		Marion	0.4-4	1.8-14	Henley
	Hope Valley	8.7-55	4.4-28	Flinders Park		Hectorville	3.6-24	2.6-18	Flinders Park
Round 2	Hectorville	3.2-20	2.7-19	Goodwood Saints	Round 10	Henley	1.2-8	4.6-30	Goodwood Saints
	Henley	3.3-21	8.8-56	Flinders Park		Marion	4.1-25	3.3-21	Flinders Park
	Marion	2.3-15	12.8-80	Hope Valley		Hope Valley	10.11-71	2.3-15	Hectorville
Round 3	Goodwood Saints	9.3-57	1.0-6	Flinders Park	Round 11	Goodwood Saints	13.6-84	1.1-7	Marion
	Henley	1.3-9	9.12-66	Hope Valley		Henley	0.2-2	0.0-0 (Forfeit)	Hectorville
	Marion	8.6-54	2.4-16	Hectorville		Hope Valley	2.12-24	2.4-16	Flinders Park
Round 4	Hope Valley	4.3-27	9.10-64	Goodwood Saints	Round 12	Hectorville	2.1-13	3.9-27	Goodwood Saints
	Henley	9.6-60	4.4-28	Marion		Flinders Park	0.3-3	10.5-65	Henley
	Flinders Park	3.6-24	5.5-35	Hectorville		Marion	0.3-3	7.11-53	Hope Valley
Round 5	Goodwood Saints	9.8-62	2.1-13	Henley	Round 13	Goodwood Saints	12.14-86	1.0-6	Flinders Park
	Marion	3.2-20	5.2-32	Flinders Park		Henley	2.3-15	2.2-14	Hope Valley
	Hectorville	4.1-25	5.3-33	Hope Valley		Marion	2.2-14	9.7-61	Hectorville
Round 6	Marion	1.0-6	11.10-76	Goodwood Saints	Round 14	Hope Valley	1.5-11	5.5-35	Goodwood Saints
	Hectorville	6.4-40	0.3-3	Henley		Henley	4.12-36	0.0-0	Marion
	Flinders Park	1.6-12	6.5-41	Hope Valley		Flinders Park	3.0-18	10.4-64	Hectorville
Round 7	Goodwood Saints	3.6-24	0.2-2	Hectorville	Round 15	Goodwood Saints	1.8-14	0.1-1	Henley
	Flinders Park	5.5-35	4.4-28	Henley		Flinders Park	10.4-64	0.1-1	Marion
	Hope Valley	9.3-57	1.7-13	Marion		Hectorville	3.4-22	4.6-30	Hope Valley
Round 8	Flinders Park	0.2-2	4.9-33	Goodwood Saints					
	Hope Valley	4.13-37	2.0-12	Henley					
	Hectorville	6.7-43	0.1-1	Marion					

## MAJOR ROUNDS

### 1st Semi Final

Hectorville	2.2-14	5.1-31	Henley
-------------	--------	--------	--------

### 2nd Semi Final

Goodwood Saints	9.2-56	2.4-16	Hope Valley
-----------------	--------	--------	-------------

### Preliminary Final

Hope Valley	3.5-23	4.4-28	Henley
-------------	--------	--------	--------

### Grand Final

Goodwood Saints	5.10-40	1.1-7	Henley
-----------------	---------	-------	--------

# WOMEN'S DIVISION 5



## GRAND FINAL

Gepps Cross (4.8-32) d. Old Ignatians (3.1-19)

Best on Ground: Shannen Solly, Gepps Cross

Umpires:

Field – Craig Illman, Rob Middlin

Boundary – Zack Mitchell, Jackson Moody

Goal – Troy Burge, Andrew Gregory

## LADDER

Club	Played	Win	Loss	Draw	Bye	For	Against	%	Points
Gepps Cross	15	13	2	0	0	790	209	79.08	26
Ingle Farm	15	10	5	0	0	630	319	66.39	20
Old Ignatians	12	9	3	0	1	649	297	68.6	18
Eastern Park	15	8	6	1	0	531	415	56.13	17
Smithfield	15	4	9	2	0	385	612	38.62	10
Athelstone	15	2	12	1	0	161	789	16.95	5

## ANNI SERGEANT MEDAL LEADERBOARD

First Name	Surname	Club	Votes
<b>Ailene</b>	<b>Hiebner</b>	<b>Ingle Farm</b>	<b>38</b>
Kimberlee	Kite	Smithfield	18
Melissa	Wilson	Ingle Farm	15
Jenna	Maloney	Gepps Cross	15
Erin	Grainger	Eastern Park	14
Alicia	Butler	Eastern Park	13
Shannen	Solly	Gepps Cross	12
Nikki	Thompson	Athelstone	12
Rebecca	Imgraben	Eastern Park	8
Eelijah	Brown	Gepps Cross	7
Vicki	Smart	Ingle Farm	6
Lucy	White	Athelstone	5
Zania	Rice	Gepps Cross	5
Kaytlan	Mackay	Smithfield	5
Katie	Allen	Gepps Cross	5
Kirsty	Williams	Eastern Park	4
Makayla	Trenerry	Ingle Farm	4
Shyanne	Hayward	Gepps Cross	4
Kirsten	Tsui	Old Ignatians	4
Alicia	Shelley	Eastern Park	3

## LEADING GOAL KICKER LEADERBOARD

First Name	Surname	Club	Goals
<b>Jenna</b>	<b>Maloney</b>	<b>Gepps Cross</b>	<b>24</b>
Zania	Rice	Gepps Cross	21
Katie	Allen	Gepps Cross	20
Lani	Collins	Ingle Farm	21
Kayla	Cotton	Eastern Park	21
Erin	Grainger	Eastern Park	17
Kim	Brooks	Ingle Farm	12
Eleanor	Meegan	Old Ignatians	10
Ailene	Hiebner	Ingle Farm	10
Rebecca	Imgraben	Eastern Park	10
Alicia	Butler	Eastern Park	9
Shannen	Solly	Gepps Cross	9
Melissa	Wilson	Ingle Farm	8
Kye kye	James	Smithfield	7
Shalana	Cox	Ingle Farm	7
Peta	Hopley	Gepps Cross	6
leisha	James	Smithfield	6
Melanie	Smith	Athelstone	6
Laura	Cook	Old Ignatians	6
Valeta	Bakhuis	Gepps Cross	5

## MINOR ROUNDS

Round 1	Smithfield	3.3-21	3.11-29	Athelstone	Round 9	Old Ignatians	10.9-69	3.2-20	Athelstone
	Gepps Cross	6.5-41	2.6-18	Ingle Farm		Smithfield	2.1-13	8.6-54	Gepps Cross
	North Haven	1.0-6	7.5-47	Eastern Park		Ingle Farm	5.9-39	2.2-14	Eastern Park
Round 2	Ingle Farm	6.8-44	1.2-8	Athelstone	Round 10	Athelstone	1.0-6	13.10-88	Gepps Cross
	Eastern Park	1.2-8	6.9-45	Gepps Cross		Eastern Park	7.8-50	4.10-34	Smithfield
	Smithfield	4.4-28	1.8-14	North Haven		Old Ignatians	1.3-9	4.12-36	Ingle Farm
Round 3	Eastern Park	10.7-67	1.0-6	Athelstone	Round 11	Athelstone	4.2-26	6.10-46	Smithfield
	Gepps Cross	13.19-97	1.0-6	North Haven		Gepps Cross	4.3-27	0.1-1	Ingle Farm
	Smithfield	4.8-32	7.7-49	Ingle Farm		Old Ignatians	2.4-16	7.4-46	Eastern Park
Round 4	North Haven	0.2-2	2.8-20	Athelstone	Round 12	Athelstone	0.2-2	11.5-71	Ingle Farm
	Gepps Cross	8.20-68	1.3-9	Smithfield		Gepps Cross	9.4-58	0.5-5	Eastern Park
	Eastern Park	8.13-61	4.2-26	Ingle Farm		Smithfield	5.11-41	5.4-34	Old Ignatians
Round 5	Gepps Cross	9.8-62	1.0-6	Athelstone	Round 13	Athelstone	1.1-7	8.5-53	Eastern Park
	Smithfield	5.5-35	5.5-35	Eastern Park		Gepps Cross	7.3-45	7.4-46	Old Ignatians
	Ingle Farm	14.9-93	0.0-0	North Haven		Smithfield	4.2-26	5.5-35	Ingle Farm
Round 6	Smithfield	3.2-20	2.8-20	Athelstone	Round 14	Athelstone	0.4-4	10.17-77	Old Ignatians
	Ingle Farm	2.2-14	4.8-32	Gepps Cross		Gepps Cross	9.11-65	2.5-17	Smithfield
	Eastern Park	8.4-52	3.5-23	North Haven		Eastern Park	1.1-7	8.10-58	Ingle Farm
Round 7	Ingle Farm	9.14-68	1.0-6	Athelstone	Round 15	Athelstone	0.0-0	4.1-25	Gepps Cross
	Eastern Park	1.4-10	4.13-37	Gepps Cross		Smithfield	4.0-24	0.0-0	Eastern Park
	Old Ignatians	9.15-69	3.4-22	Smithfield		Ingle Farm	1.8-14	5.7-37	Old Ignatians
Round 8	Eastern Park	11.10-76	0.1-1	Athelstone					
	Old Ignatians	8.2-50	7.4-46	Gepps Cross					
	Ingle Farm	8.16-64	2.5-17	Smithfield					

## MAJOR ROUNDS

### 1st Semi Final

Old Ignatians	5.7-37	1.5-11	Eastern Park
---------------	--------	--------	--------------

### 2nd Semi Final

Gepps Cross	6.10-46	0.4-4	Ingle Farm
-------------	---------	-------	------------

### Preliminary Final

Ingle Farm	2.6-18	3.7-25	Old Ignatians
------------	--------	--------	---------------

### Grand Final

Gepps Cross	4.8-32	3.1-19	Old Ignatians
-------------	--------	--------	---------------

# WOMEN'S DIVISION 6



## GRAND FINAL

Lockleys (3.5-23) d. Brighton Bombers (1.3-9)

Best on Ground: Harriet Rowe, Lockleys

Umpires:

Field – Pat Lycett, Steve Pringle

Boundary – Alex McKenzie, Scott McKenzie

Goal – Benjamin Leersen, Maeve Elshaug-Betson

## LADDER

Club	Played	Win	Loss	Draw	Bye	For	Against	%	Points
Lockleys	15	13	1	1	0	680	138	83.13	27
Pembroke OS	15	8	5	2	0	419	285	59.52	18
Edwardstown	15	8	6	1	0	395	465	45.93	17
Brighton Bombers	15	6	8	1	0	304	416	42.22	13
Kilburn	15	3	10	2	0	254	477	34.75	8
Unley Mercedes Jets	15	3	11	1	0	206	477	30.16	7

## GEORGI ILEY MEDAL LEADERBOARD

First Name	Surname	Club	Votes
Kate	Johnstone	Lockleys	18
Jessica	Searle	Lockleys	18
Serena	Lienert	Edwardstown	14
Jessica	Patching	Edwardstown	13
Milli	Gentle	Lockleys	13
Caitlin	Cardone	Unley Mercedes Jets	12
Lucinda	Tierney	Pembroke OS	11
Isabella	Blaess	Brighton Bombers	11
Holly	Cunningham	Pembroke OS	10
Brooke	Trevena	Lockleys	9
Georgia	Bedding	Brighton Bombers	8
Hannah	Casey	Unley Mercedes Jets	7
Hayley	Smith	Brighton Bombers	6
Eleanor	Barning	Kilburn	6
Grace	McNicol	Edwardstown	6
Sarah	Wallace	Pembroke OS	6
Isabella	Bernardi	Pembroke OS	6
Madeline-Rose	Agius	Kilburn	5
Eileen	Collins - Cole	Kilburn	5
Jean-Louise	Papps	Lockleys	5

## LEADING GOAL KICKER LEADERBOARD

First Name	Surname	Club	Goals
Jessica	Patching	Edwardstown	27
Emmie	Kulcsar	Lockleys	16
Madeline-Rose	Agius	Kilburn	16
Milli	Gentle	Lockleys	14
Brooke	Trevena	Lockleys	11
Jean-Louise	Papps	Lockleys	10
Grace	Appelbee	Pembroke OS	10
Lucy	Hammond	Pembroke OS	9
Isabella	Blaess	Brighton Bombers	8
Crystal	Sumner	Kilburn	7
Samantha	Jones	Edwardstown	7
Holly	Cunningham	Pembroke OS	6
Georgia	Bedding	Brighton Bombers	6
Charli	Houghton	Brighton Bombers	5
Kate	Harding	Unley Mercedes Jets	6
Kayla	Wilkie	Lockleys	6
Krysten	Dewar-Cutting	Lockleys	6
Charlotte	Nicholls	Pembroke OS	6
Lauren	Marveggio	Lockleys	5
Nyari	Grzyb	Brighton Bombers	5

## MINOR ROUNDS

Round 1	Brighton Bombers	2.0-12	12.15-87	Lockleys	Round 9	Lockleys	10.11-71	0.0-0	Unley Mercedes Jets
	Edwardstown	5.4-34	2.3-15	Kilburn		Brighton Bombers	6.1-37	6.7-43	Edwardstown
	Unley Mercedes Jets	3.0-18	3.9-27	Pembroke OS		Pembroke OS	3.9-27	1.1-7	Kilburn
Round 2	Kilburn	1.1-7	5.7-37	Lockleys	Round 10	Edwardstown	0.2-2	6.11-47	Lockleys
	Pembroke OS	5.7-37	6.1-37	Edwardstown		Pembroke OS	7.7-49	2.1-13	Brighton Bombers
	Brighton Bombers	1.2-8	4.5-29	Unley Mercedes Jets		Unley Mercedes Jets	1.1-7	6.7-43	Kilburn
Round 3	Lockleys	8.4-52	1.2-8	Pembroke OS	Round 11	Lockleys	2.6-18	0.2-2	Brighton Bombers
	Edwardstown	1.1-7	2.10-22	Unley Mercedes Jets		Edwardstown	5.9-39	1.3-9	Kilburn
	Kilburn	4.3-27	4.3-27	Brighton Bombers		Unley Mercedes Jets	0.0-0	2.4-16	Pembroke OS
Round 4	Unley Mercedes Jets	0.0-0	9.5-59	Lockleys	Round 12	Kilburn	4.4-28	2.2-14	Lockleys
	Edwardstown	3.7-25	6.6-42	Brighton Bombers		Edwardstown	4.1-25	3.3-21	Pembroke OS
	Kilburn	1.3-9	6.6-42	Pembroke OS		Brighton Bombers	2.11-23	0.0-0	Unley Mercedes Jets
Round 5	Lockleys	11.21-87	0.0-0	Edwardstown	Round 13	Lockleys	3.2-20	1.4-10	Pembroke OS
	Brighton Bombers	1.2-8	5.16-46	Pembroke OS		Edwardstown	4.12-36	1.1-7	Unley Mercedes Jets
	Kilburn	3.1-19	3.1-19	Unley Mercedes Jets		Brighton Bombers	6.4-40	1.3-9	Kilburn
Round 6	Lockleys	3.3-21	1.4-10	Brighton Bombers	Round 14	Unley Mercedes Jets	3.1-19	4.6-30	Lockleys
	Kilburn	0.1-1	9.11-65	Edwardstown		Edwardstown	5.2-32	1.6-12	Brighton Bombers
	Pembroke OS	3.9-27	5.4-34	Unley Mercedes Jets		Pembroke OS	4.2-26	4.1-25	Kilburn
Round 7	Lockleys	8.4-52	1.1-7	Kilburn	Round 15	Lockleys	9.6-60	1.2-8	Edwardstown
	Edwardstown	1.0-6	8.7-55	Pembroke OS		Brighton Bombers	1.0-6	0.3-3	Pembroke OS
	Unley Mercedes Jets	4.1-25	4.5-29	Brighton Bombers		Kilburn	7.4-46	2.1-13	Unley Mercedes Jets
Round 8	Pembroke OS	3.7-25	3.7-25	Lockleys					
	Unley Mercedes Jets	2.1-13	5.6-36	Edwardstown					
	Brighton Bombers	5.5-35	0.2-2	Kilburn					

## MAJOR ROUNDS

### 1st Semi Final

Edwardstown	2.1-13	4.9-33	Brighton Bombers
-------------	--------	--------	------------------

### 2nd Semi Final

Lockleys	2.4-16	0.2-2	Pembroke OS
----------	--------	-------	-------------

### Preliminary Final

Pembroke OS	2.4-16	2.6-18	Brighton Bombers
-------------	--------	--------	------------------

### Grand Final

Lockleys	3.5-23	1.3-9	Brighton Bombers
----------	--------	-------	------------------

# WOMEN'S DIVISION 7



## GRAND FINAL

Modbury (4.6-30) d. Goodwood Saints (3.4-22)

Best on Ground: Leah Noto, Modbury

Umpires:

Field – Shaun Field, Brian Humble

Boundary – James Hutchins, Joshua Read

Goal – Ron Field, Warren Williams

## LADDER

Club	Played	Win	Loss	Draw	Bye	For	Against	%	Points
Goodwood Saints	12	9	3	0	2	611	136	81.79	18
Happy Valley	12	9	3	0	2	414	191	68.43	18
Modbury	12	7	5	0	2	257	324	44.23	14
Golden Grove	12	5	7	0	2	252	310	44.84	10
Gaza	12	4	8	0	2	161	334	32.53	8
North Haven	13	3	10	0	1	143	127	52.96	6
Marion	12	0	12	0	2	28	735	3.67	0

## MURRAY AMOS MEDAL LEADERBOARD

First Name	Surname	Club	Votes
Jodie	Schunselaar	Happy Valley	25
Imogen	Perris	Modbury	24
Amy	Czernich-Pearce	Goodwood Saints	15
Michaela	Matthews	Goodwood Saints	13
Jessica	Evans	North Haven	12
Aimee	Herriman	Gaza	9
Katrina	Vlachos	Happy Valley	7
Katherine	Brown	Golden Grove	6
Aaliyah	Osborne	North Haven	6
Ashleigh	Thomas	Golden Grove	5
Katie	Gloede	Golden Grove	4
Chantel	Ross	Gaza	4
Danielle	Katie	Modbury	4
Leah	Noto	Modbury	3
Kayla	Neilson-Poole	Marion	3
Alexis	Cooke	Golden Grove	3
Sharna	Tye	Modbury	3
Emma	Carbone	Old Ignatians	3
Charlotte	Curtis	Old Ignatians	3
Sarah	Niemann	Happy Valley	3

## LEADING GOAL KICKER LEADERBOARD

First Name	Surname	Club	Goals
Katrina	Vlachos	Happy Valley	22
Amy	Czernich-Pearce	Goodwood Saints	21
Chloe	Perks	Goodwood Saints	17
Olivia	Lynch	Old Ignatians	14
Imogen	Perris	Modbury	13
Jazi	Andrae	Goodwood Saints	12
Gypsy	Hefferan	Happy Valley	9
Ashleigh	Thomas	Golden Grove	9
Jessica	Flavel	North Haven	7
Erin	Temme	Happy Valley	6
Charlotte	Curtis	Old Ignatians	6
Hannah	Wiberg	Goodwood Saints	6
Michaela	Matthews	Goodwood Saints	5
Sarah	Hewitson	Golden Grove	5
Elena	Siegert	Goodwood Saints	4
Jaimee	Banning	Modbury	4
Jessica	Evans	North Haven	4
Aaliyah	Osborne	North Haven	3
Hallie	Charlton	Happy Valley	3
Sophie	Eberhard	Modbury	3



## MINOR ROUNDS

Round 1	Golden Grove	9.8-62	0.0-0	Marion	Round 8	Marion	0.1-1	8.4-52	Golden Grove
	Old Ignatians	4.7-31	3.5-23	Goodwood Saints		Goodwood Saints	3.5-23	2.3-15	North Haven
	Modbury	3.11-29	0.0-0	Gaza		Gaza	0.2-2	7.7-49	Modbury
	Happy Valley	Bye				Happy Valley	Bye		
Round 2	Goodwood Saints	12.8-80	1.1-7	Golden Grove	Round 9	Golden Grove	3.1-19	2.4-16	Goodwood Saints
	Happy Valley	0.0-0	12.14-86	Old Ignatians		North Haven	1.0-6	5.8-38	Happy Valley
	Marion	0.0-0	4.8-32	Modbury		Modbury	6.11-47	0.0-0	Marion
	Gaza	Bye				Gaza	Bye		
Round 3	Golden Grove	2.3-15	7.3-45	Happy Valley	Round 10	Happy Valley	5.4-34	0.2-2	Golden Grove
	Old Ignatians	2.3-15	0.0-0	Gaza		Gaza	0.1-1	6.5-41	North Haven
	Goodwood Saints	18.14-122	1.1-7	Marion		Marion	2.1-13	9.11-65	Goodwood Saints
	Modbury	Bye				Modbury	Bye		
Round 4	Gaza	6.3-39	3.3-21	Golden Grove	Round 11	Golden Grove	1.5-11	3.6-24	Gaza
	Modbury	0.0-0	19.11-125	Old Ignatians		North Haven	2.3-15	2.1-13	Modbury
	Happy Valley	3.4-22	3.3-21	Goodwood Saints		Goodwood Saints	5.5-35	2.4-16	Happy Valley
	Marion	Bye				Marion	Bye		
Round 5	Golden Grove	1.0-6	4.5-29	Modbury	Round 12	Modbury	3.9-27	1.0-6	Golden Grove
	Happy Valley	12.10-82	0.0-0	Marion		Marion	0.0-0	10.11-71	Happy Valley
	Goodwood Saints	12.11-83	0.0-0	Gaza		Gaza	0.0-0	2.3-15	Goodwood Saints
	Old Ignatians	Bye				North Haven	Bye		
Round 6	Old Ignatians	9.3-57	0.0-0	Marion	Round 13	Marion	0.1-1	7.9-51	North Haven
	Modbury	0.0-0	9.14-68	Goodwood Saints		Goodwood Saints	8.12-60	1.0-6	Modbury
	Gaza	0.1-1	6.13-49	Happy Valley		Happy Valley	2.3-15	0.0-0	Gaza
	Golden Grove	Bye				Golden Grove	Bye		
Round 7	Golden Grove	5.4-34	1.2-8	North Haven	Round 14	North Haven	1.1-7	2.5-17	Golden Grove
	Happy Valley	4.8-32	0.3-3	Modbury		Modbury	3.4-22	1.4-10	Happy Valley
	Marion	0.0-0	6.16-52	Gaza		Gaza	5.12-42	1.0-6	Marion
	Goodwood Saints	Bye				Goodwood Saints	Bye		

## MAJOR ROUNDS

### 1st Semi Final

Modbury	3.0-18	1.4-10	Golden Grove
---------	--------	--------	--------------

### 2nd Semi Final

Goodwood Saints	3.4-22	3.2-20	Happy Valley
-----------------	--------	--------	--------------

### Preliminary Final

Happy Valley	2.6-18	10.1-61	Modbury
--------------	--------	---------	---------

### Grand Final

Goodwood Saints	3.4-22	4.6-30	Modbury
-----------------	--------	--------	---------

# PREMIERS AND MEDALLISTS




## Division 1 Men

Premiers: Prince Alfred OC

Keith Sims OAM Medal:  
Jack Trengove

Club: Prince Alfred OC

Votes: 17



## Division 2 Men

Premiers: Old Ignatians

FA Bloch Medal:  
Henry Papatolis

Club: PHOS Camden

Votes: 35

## MEN'S DIVISIONS

Division	Premiers	Medallist	Medal Name	Club
D1R	Goodwood Saints	James Lakin	EA Davoren Medal	Goodwood Saints
D2R	Old Ignatians	Brett Dobson	G Palasis Medal	Henley
D3	North Haven	Mark Rowe	GS Heard Medal	North Haven
D3R	Golden Grove	Alex Stearne	DG McKay Medal	Flinders Park
D4	Morphettville Park	Sean Kuerschner	JW Schultz Medal	Walkerville
D4R	Walkerville	Lyndon Parham	RB Lambert Medal	SMOSH West Lakes
D5	Pooraka	Frank Timpano	JB Dicker Medal	Pooraka
D5R	Lockleys	Ploutarhos Zarogiannis	JR Wilson Medal	Lockleys
D6	Elizabeth	Matthew Brincat Riley Henriks	AG Bert Medal	Blackfriars OS St Paul's OS
D6R	Trinity OS	Sean Bayzand	AEC Treloar Medal	Marion
D7	Brahma Lodge	Cameron Thompson	RA Stennett Medal	Houghton Districts
D7R	Brahma Lodge	Joel Clarke Matthew Purcell	FJ Monten Medal	Adelaide Lutheran Central United
C1	Goodwood Saints	William Curyer	P Collins Medal	Prince Alfred OC
C2	Henley	Luke Pitman Eric Hayat	JA Burchell Medal	Salisbury North Broadview
C3	Golden Grove	Ryan Spittle	CG Tideman Medal	Golden Grove
C4	SMOSH West Lakes	Harry Bilyk	HD Naylor Medal	Pembroke OS
C5	Lockleys	Zachary Edwards	CC Sando Medal	Lockleys
C6	Elizabeth	James Ramsell	HV Millard Medal	Elizabeth
C7	Port District	James Boylan Nelson	RH Elix Medal	Port District
C8	St Peter's OC	Anthony Cream Nic Bailey	DA Tohill	Rostrevor OC St Peter's OC

# PREMIERS AND MEDALLISTS



## Division 1 Women

Premiers: Morphettville Park

Gina Dutschke Medal:  
Celestina Dona

Club: Morphettville Park

Votes: 17



## Division 2 Women

Premiers: Morphettville Park

Catherine Mulvihill Medal:  
Jessica Waterhouse

Club: Happy Valley

Votes: 20

## WOMEN'S DIVISIONS

Division	Premiers	Medallist	Medal Name	Club
D1R	Morphettville Park	Kelly Rourke Jasmine Harrison	Louise Crowe Medal	SMOSH West Lakes SMOSH West Lakes
D3	Blackfriars OS	Jordan Woodards	Narelle Smith Medal	Golden Grove
D4	Goodwood Saints	Emma Whyte	Stephen Baxter & Jules Smith Medal	Goodwood Saints
D5	Gepps Cross	Ailene Hiebner	Anni Sergeant Medal	Ingle Farm
D6	Lockleys	Kate Johnstone Jessica Searle	Georgi Iley Medal	Lockleys Lockleys
D7	Modbury	Jodie Schunselaar	Murray Amos Medal	Happy Valley



# LEADING GOALKICKERS

## MEN'S DIVISIONS



**Men's Division 1  
Leading Goalkicker:**

**Thomas Bartlett**  
Prince Alfred OC

Division	Name	Club	Goals
D1	Thomas Bartlett	Prince Alfred OC	55
D1R	Thomas McCormack	Rostrevor OC	44
D2	Brett Harland	Seaton Ramblers	65
D2R	Malachai Ahmatt-Lovett	Henley	49
D3	Jack Foster	North Haven	65
D3R	Joel Horskins	Golden Grove	107
D4	Alex Forster	Pembroke OS	107
D4R	Thomas Evans	Pembroke OS	68
D5	Myles Crump Anthony Burgoyne	Kenilworth Eastern Park	60
D5R	Paul McInerney	Colonel Light Gardens	53
D6	Jarad Clinton	Elizabeth	72
D6R	Matthew Perry	Trinity OS	56
D7	Darrell McIntyre	Central United	75
D7R	Matthew Broadbent Ayrton Seneca	Brahma Lodge Adelaide Lutheran	31
C1	Braden Robinson	Adelaide University	69
C2	William Haskard	Henley	65
C3	Glen Simmons	Golden Grove	51
C4	Harry Bilyk Jesse Whinnen	Pembroke OS Pulteney	71
C5	Billy Rowswell	Lockleys	36
C6	Joel Chapman	Henley	67
C7	Reece Oliver	Lockleys	62
C8	Andrew Twynstra	Old Ignatians	44

## WOMEN'S DIVISIONS



**Women's Division 1  
Leading Goalkicker:**

**Tess Maple**  
Morphettville Park

Division	Name	Award Name	Club	Goals
D1	Tess Maple	Trudy Glazbrook Award	Morphettville Park	34
D1R	Casey Galbraith Tashara Wilson	Fiona Clancey Award	Morphettville Park SMOSH West Lakes	24
D2	Gabrielle Salt	-	Old Ignatians	39
D3	Fiona Clancey	-	Blackfriars OS	26
D4	Hayley Taheny	-	Hope Valley	27
D5	Jenna Maloney	-	Gepps Cross	24
D6	Jessica Patching	-	Edwardstown	27
D7	Katrina Vlachos	-	Happy Valley	22

# Better rates Better service Better off

1300 131 844 | [policecu.com.au](http://policecu.com.au)



**Proud Major Supporter of  
the Adelaide Footy League**



**Police**  
Credit Union  
*Better Banking*

**50**  
YEARS STRONG

**Home Loans | Car Loans | Personal Loans | Savings | Investments**



**WOMEN'S**  
**TEAM**  
of the **YEAR**





# MEN'S TEAM of the YEAR

**LIAM DAVIS**  
PAYNEHAM NU

**TOM BARTLETT**  
PRINCE ALFRED OC

**JOCK MCLEAY**  
ST PETER'S OC

**GAVIN SHEPHARD**  
PORT DISTRICT

**NICK JOLLY**  
PAYNEHAM NU

**STEFAN LANZONI**  
ROSTREVOR OC

**LUKE MANUEL (VC)**  
ROSTREVOR OC

**JACK TRENGOVE (C)**  
PRINCE ALFRED OC

**CHAD SCHOENMAKERS**  
TEA TREE GULLY

**NICK MCGILL**  
ST PETER'S OC

**WILL DALWOOD**  
PRINCE ALFRED OC

**MAX HODGES**  
PAYNEHAM NU

**ADAM PERRYMAN**  
PRINCE ALFRED OC

**REECE SLAPE**  
GOODWOOD SAINTS

**DYLAN AUCIELLO**  
PAYNEHAM NU

## RUCKS

**TOM CARTER**  
GOODWOOD SAINTS

**NICK FAVRETTO**  
GOODWOOD SAINTS

**LOUIS SHARRAD**  
PORT DISTRICT

## INTERCHANGE

**CAMERON GILES**  
PRINCE ALFRED OC

**OTIS CARTHY**  
BRIGHTON BOMBERS

**RYAN MARINI**  
ADELAIDE UNIVERSITY

## COACH

**CRAIG PITT**  
PRINCE ALFRED OC

**DYLAN SCHOENMAKERS**  
TEA TREE GULLY

# CLUB CHAMPIONSHIP CUP

## ALL DIVISIONS

Rank	Club	Teams	Points
1	Goodwood Saints	5	29.6
2	Elizabeth	3	29.3
3	Lockleys	5	29.2
4	Prince Alfred OC	4	28.0
5	Walkerville	3	27.0
6	Central United	2	26.3
7	Old Ignatians	6	26.1
8	Henley	5	24.8
9	Blackfriars OS	4	24.3
10	Modbury	5	23.6
11	Brahma Lodge	3	23.0
12	Pooraka	3	23.0
13	Happy Valley	2	23.0
14	Pembroke OS	5	22.9
15	Golden Grove	7	22.6
16	Port District	4	22.5
17	Sacred Heart OC	3	22.0
18	Glenunga	3	21.3
19	Morphettville Park	5	20.8
20	Payneham NU	5	20.4
21	Adelaide Lutheran	3	20.3
22	SMOSH West Lakes	6	20.0
23	Greenacres	2	20.0
24	Gepps Cross	4	19.7
25	Kenilworth	4	19.5
26	St Peter's OC	4	19.3
27	Flinders Park	5	19.1
28	Adelaide University	9	19.0
29	Trinity OS	3	18.0
30	Mitcham	3	18.0
31	Brighton Bombers	4	17.5
32	Plympton	3	17.3
33	PHOS Camden	3	17.3
34	Edwardstown	4	16.8
35	Hectorville	4	16.8
36	Blackwood	2	16.0

Rank	Club	Teams	Points
37	Hope Valley	4	16.0
38	St Paul's OS	3	15.3
39	Gaza	4	15.0
40	Houghton Districts	3	14.3
41	Rostrevor OC	4	14.3
42	Eastern Park	4	14.0
43	Broadview	5	13.7
44	Salisbury	4	13.7
45	Colonel Light Gardens	3	13.3
46	Athelstone	4	12.3
47	Westminster OS	3	12.0
48	Tea Tree Gully	5	11.9
49	North Haven	5	11.2
50	Pulteney	4	10.0
51	Smithfield	1	10.0
52	Para Hills	3	9.7
53	Flinders University	4	9.5
54	Marion	4	9.0
55	Woodville South	4	8.8
56	Ingle Farm	4	8.0
57	Mitchell Park	2	7.7
58	Scotch OC	4	7.0
59	Angle Vale	2	6.0
60	Salisbury North	3	5.5
61	Rosewater	2	4.3
62	CBC Old Collegians	3	3.7
63	Seaton Ramblers	2	3.3
64	Unley Mercedes Jets	4	3.3
65	Hackham	2	3.0
66	Kilburn	2	3.0
67	O'Sullivan Beach Lonsdale	2	1.7
68	Mawson Lakes	2	1.3
69	Fitzroy	3	1.0
70	West Croydon	3	-0.7
71	Portland	2	-1.3



The Club Championship Cup is awarded to the most successful Adelaide Footy League Club in terms of winning matches in all of its Divisions throughout the season and conducting its affairs in a manner befitting a Member Club of The League.

Teams are awarded five points for a win, three for a draw and two for a loss. Points are also deducted for Club penalties, including not attending compulsory League meetings. The total number of points is divided by the Club's number of teams to produce a final points average.

Well done to Goodwood Saints!



## OTHER AWARDS

Award	Division	Name	Club
Adelaide Footy League Presidents Volunteer Award	All Men's Divisions	Lucas Maczkowiack Kerry Dudley	North Haven Tea Tree Gully
Cheryl Cates Volunteer of the Year Award	All Women's Divisions	Pieta Grigg	Gaza
Deb Pitman Rookie of the Year Award	Women's Division 1	Renee Holmes	Adelaide University
Carmel Laube Players' Player Award	Women's Division 1	Remy Grant	SMOSH West
Amos & Clarke Junior Development Award	Women's Division 1	Hannah Ewings	SMOSH West

## CERTIFICATES OF MERIT\*

Name	Club
Annette Platten	Elizabeth
Kym Hand	Goodwood Saints
Con Eleftheriou	Goodwood Saints
Craig Scott	Goodwood Saints
Mark Goodman	Goodwood Saints

Name	Club
Judy Wareing	Portland
Tom Kidman	Scotch OC
Chris Lees	Tea Tree Gully
John Curley	Tea Tree Gully

*Certificates of Merit are awarded at the conclusion of each season to club and league volunteers who have provided*

## PLAYER LIFE MEMBERSHIP - 150 GAMES\*

Name	Club
Sam Pittman	Adelaide University
Tom Sheridan	Adelaide University
Andrew Karas	Adelaide University
Russell Mott	Brahma Lodge
Daniel Grgurovic	Brahma Lodge
Kurtis Smith	Brahma Lodge
Matthew Leigh	Brahma Lodge
Jason Marshall	Brahma Lodge
Jadyn Ryan	Broadview
Lou Whitelock	Goodwood Saints
Max Duncan	Goodwood Saints
Tom Anderson	Goodwood Saints

Name	Club
Nathaniel Camarra	Lockleys
Steve Gatis	Lockleys
Carl Mickan	Lockleys
Michael Olson	Lockleys
Phillip Rosshirt	Lockleys
John Rowswell	Lockleys
Billy Rowswell	Lockleys
Stefan Scambiaterra	Lockleys
Daniel Voyzey	Lockleys
Patrick Tymukas	Old Ignatians
Lawrence Comazzetto	Old Ignatians
Justin Keast	Rostrevor OC

*Player Life Membership is awarded at the conclusion of each season to players who have reached 150 games for the League.*

## 300 GAMES\*

Name	Club
Nick Lynch	Para Hills

## 400 GAMES\*

Name	Club
N/A	

\*Clubs are responsible for supplying information to the League on Certificates of Merit, Player Life Members (150 Games), 300 Game players and 400 Game players.



Thank you to our Media Partners in 2021

**The Advertiser**



We are pleased to support the following Charities in 2021



# LIFE MEMBERS

## MEN'S FOOTBALL



Prof. Henry Naylor †



Dr. Frank Hone (1934) †



Jack Massey (1938) †



Hugh Millard (1948) †



Clarrie Tideman (1948) †



Dr. Doug McKay (1949) †



Corey Treloar (1958) †



Graham Wilson (1958) †



Ted Nazer (1959) †



Hibble Main (1961) †



Dr. Elix (1962) †



Fred Monten (1974) †



Alan Statton (1974) †



Howard Mutton (1977) †



Keith Sims OAM (1978) †



Frank Cockburn (1984) †



Graham Bert (1990) †



John Dicker (1993)



Don Tothill (1996) †



Elaine Davoren (1998)



Peter Collins (2003) †



Jeff Burchell (2003)



Dr. Fred Bloch (2005)



Rex Lambert (2005)



Chris Sando (2007)



Ian Wallace (2009)



John Wilson (2007) †



Geoff Heard (2011)



John Schulz APM (2011)



Garry Palasis (2012)



Nick Kyriazopolous (2012)



Ron Stennett (2015) †



Shaun Ryan (2019)

## WOMEN'S FOOTBALL



Deb Pitman (1998)



Murray Amos (2007)



Nancy Tidswell (2009)



Tiffany Lee (2009)



Catherine Mulvihill (2009)



Maritza Galic (2010)



Narelle Smith (2010)



Stephen Baxter (2011)



Cassandra Hartley (2012)



Trudy Glazbrook (2012)



Sarah Masiero (2013)



Jules Smith (2014)

# MADE IN ADELAIDE FOR ADELAIDE

