

2022 ANNUAL REPORT

ADELAIDE FOOTY



2022 ANNUAL REPORT



© 2022 B Goldspink Photography

Photographer: Brayden Goldspink

MISSION STATEMENT

Vision

Strengthening communities through footy.

Mission

To provide all stakeholders with affordable, accessible, enjoyable and competitive games of Australian Rules Football in a safe environment, whilst making a meaningful contribution to the community and the sustainable development of the game.

Strategic Direction

Growing and promoting the game.
Being service driven.
Having financial sustainability.
Creating a safe, healthy and fun environment.
Enterprising leadership.
Building partnerships with stakeholders.
Creating a learning culture.

CONTENTS

MISSION STATEMENT | 02

OUR TEAM | 04

PARTNERS | 05

REPORTS

CHIEF EXECUTIVE OFFICER | 07

PRESIDENT | 08

TREASURER | 09

FINANCIAL STATEMENTS | 10

TRIBUNAL | 30

UMPIRE | 31

CELEBRATING 2022 | 32

SEASON

WHERE TEAMS FINISHED | 39

MEN'S DIVISION 1, 1R - 7, 7R | 40-67

MEN'S DIVISION C1 TO C8 | 68-83

WOMEN'S DIVISION 1, 1R - 6 | 84-99

MEDALS & AWARDS

PREMIERS & MEDALLISTS | 100-101

LEADING GOAL KICKERS | 102

TEAMS OF THE YEAR | 104-105

CLUB CHAMPIONSHIP CUP | 106

OTHER AWARDS | 107

PLAYER LIFE MEMBERSHIP &

MILESTONE GAMES | 107

HISTORY

LIFE MEMBERS | 109



Photographer: Mason Parker

ANNUAL REPORT CONTRIBUTORS

EDITORS & ART DIRECTORS | Charli Houghton & Dee Shepard

PHOTOGRAPHERS | Brayden Goldspink (B Goldspink Photography), Mason Parker (Mason Parker Photography), Hannah Howard (On The Ball Media), Charlie Brown, Lisa Wright & Dee Shepard

CONTRIBUTORS | John Kernahan, Daniel Eddington, Lindsay Blight, Tony Sullivan, Dee Shepard, Ivana Lombardi, Colin Rowston, Trevor Lovegrove, Sean O'Dwyer, Aaron Jones & Charli Houghton

OUR TEAM

Executive Committee



Daniel Eddington



Lindsay Blight



Peter Carter



Shaun Ryan



Steve Moffatt



Stephen Young



John Kernahan



Melaine Keetch



Kate Harris

President

Daniel Eddington

Treasurer

Lindsay Blight

Executive Committee Members

Peter Carter

Shaun Ryan

Steve Moffatt

Stephen Young

John Kernahan

Discretionary Appointed Executives

Kate Harris

Mekanie Keetch

Staff Members



John Kernahan



Tony Sullivan



Aaron Jones



Sean O'Dwyer



Dee Shepard



Ivana Lombardi



Colin Rowston



Charli Houghton

Chief Executive Officer

John Kernahan

Commercial Operations - Finance & HR

Ivana Lombardi

Football Operations - Officer

Tony Sullivan

Umpiring Manager

Colin Rowston

Football Operations - Officer

Aaron Jones

Partnership and Communications Exec

Dee Shepard

Football Operations - Assistant

Sean O'Dwyer

Football Operations - Assistant

Charli Houghton

Other

Tribunal Members

Trevor Lovegrove (Chair)
Garry Palasis
Nic Kernahan
Jack Staker
Steve Strickland

Alf Macolino
Kym Ryder
Tony Roach
Colin Davidson
Grant Sullivan

Patron

Hon. John Trainer

Honorary Solicitor

Garry Palasis
Nic Kernahan

Honorary Auditors

Perks Audit
and Assurance

Historian

Geoff Heard

We thank our partners for their support in 2022

PRINCIPAL PARTNER



MAJOR PARTNERS



VALUED PARTNERS



APPAREL PARTNERS



MEDICAL PARTNERS



oneills

PROUD PARTNER AND LICENSED APPAREL
SUPPLIER OF THE



**ADELAIDE
FOOTY
LEAGUE** :: 9

FOR ALL YOUR ON AND OFF FIELD APPAREL
REQUIREMENTS, CONTACT US AT:

59 GOODWOOD RD, WAYVILLE 5034

BENN MCDONALD

E: bmcdonald@oneills.com

T: 0426 184 327

APPAREL PARTNER OF THE ADELAIDE CROWS

teamwear.oneills.com

CHIEF EXECUTIVE OFFICER'S REPORT

Greetings,

My position as CEO of this great organisation and one I consider myself as honoured to hold today. We can be so much more off the field in general, whether we like it or not, we mean more to our respective communities than simply the game of footy as crucial as that is to the equation.

When we consider the size of our organisation and the cross section of demographics, motivations and or ideologies of what constitutes a healthy community footy based competition, on or off the field, we have arrived at a comfortable position though with room to improve.

Commercially we position ourselves to a different market than that of our neighbouring AFL Clubs and the SANFL. In a proposal to a potential partner of our League, Social Capital heads the list of touch points for any organisation to be-friend our League which remains our strength above all others. We engage anything up to one hundred thousand players, volunteers, mums, dads, brothers, sisters, grandmas, grandpas and so-on on a weekly basis across nearly 150 matches per weekend. Whilst our Member Clubs' juniors are affiliated with the SANFL, our Clubs have a direct affiliation with roughly 30,000 players made up of girls, boys, women and men and everything they bring to the table as a collective.

The continued challenge for our Clubs is to not only move forward in the same direction as The League, but to challenge themselves to compete with their fellow member Clubs. In fact, it is fair to suggest it is not even The League administration or League Executive who drive that standard but our Clubs and they make no apologies in ensuring we are equally held to account.

The next twelve months to three years will test us. As I, type our original plans to be positioned at Thebarton Oval have been skuttled or at best requiring a rethink. That reference of skuttled should in no way be construed as a slant on our position or how we got here, or even those who have been party to our position. Indeed, our League Executive have represented their Clubs to manufacture an outcome we can be moderately content with. Though we continue to explore every possible benefit to The League, whether it be for the present day or to what may be legacy decisions, to stabilise a platform for the next generation of management of this League to operate from.

Much has been said with respect to some on-field incidents that have caused The League some concern commonly referred to as Dangerous Tackles. The act of lifting and dumping a player is a scourge on the game. But what is of significant frustration is in turn, the lack of acknowledgement to the greater majority of Clubs and or players who manage to conduct themselves in a manner that exceeds The League's expectations and with little effort. 99% of our players have not seen the inside of The League's Tribunal Room. That said there is some irony that even those Clubs who have had players dealt with through The League's judiciary are pragmatic enough to be fully supportive of the bigger picture and what it means to allow young men and women to participate in a safe environment and participation levels.

When those who ask what our Clubs do, the answer is more than just football. Our Clubs represent all that is good about what it is to be part of a Club – people including volunteers and we're lucky enough to have lots of them.

As the guardians of local footy, our Clubs continue to do what they love and exceedingly well and don't let anyone tell you otherwise.

John Kernahan
Chief Executive Officer

PRESIDENT'S REPORT

I would like to thank John and the staff for a year that was as close to normal as we could expect. The loyalty and efficiency from all are to be commended. The year delivered new challenges that were addressed in a highly professional manner and communication was second to none.

Our sponsors play an extremely important role in the financial assistance provided to the League and in turn to the Clubs. I would like to take this opportunity to thank them. We as a League are very grateful for the ongoing support and generosity from our partners this has provided, and we look forward to maintaining strong and rewarding partnerships over the coming years. As the saying goes, please support those who support us wherever possible.

To the Executive, thank you for all your assistance and solid work during the year and for the support that you not only provide me but for all the support and guidance that was given to John and the staff.

2022 was our first year away from Thebarton Oval. The transition was smooth, and I think you will all agree the move and the location had no impediment on the season.

Women's Football is growing fast and 2022 showed no signs of it slowing down. The 2023 season we see additional participation which presents some positive challenges for all of us at League and Club level.

We have seen exceptional growth amongst Clubs and extraordinary advancement of Club rooms.

To all Clubs, players, officials, volunteers and supporters, thank you for making this year a successful and enjoyable year of football.

Finally, enjoy the summer break and I would like to wish you all a safe and happy Christmas and New Year and all the best for the 2023 season.

Daniel Eddington
President

TREASURER'S REPORT

2022 sees us complete our first full year away from the Thebarton Oval administration base, that we have enjoyed for many years. This change to The League operating model contributes to higher occupancy expenses and limits our capacity to earn catering revenue during the hosted finals series, over the medium term.

The League revenue in 2022 was higher than in 2021 attributed to a stronger gate taking through the hosted final series, after the two previous covid impacted seasons.

Revenue from our corporate sponsorships and partnerships remained consistent with the 2021 result.

During the second half of the fiscal year, we saw rising inflation contribute to higher operating costs across the economy. The league was insulated from these rising costs with our main operating costs locked away for the fiscal year. However, we anticipate increased operating costs will arise in the coming fiscal year.

A trading loss, after abnormal items resulted this fiscal year.

Summary of the Fiscal Year

- A trading loss of \$11,287 (from a loss \$11,947 in 2021).
- League revenue increased to \$1,632,120 (from \$1,588,098 in 2021).
- Expenses increased to \$1,620,833 (from \$1,576,151 in 2021).
- Including the following abnormal expense items.
- \$31,248 Legal Fees (including a further expense provision of\$18,000).
- \$36,475 Write down of the remaining Thebarton precinct leasehold assets.
- \$20,000 provision for doubtful debt.
- The remaining operating expenses were within budget.
- The league's net asset position decreased to \$1,975,367 (from \$2,018,189 in 2021).
- Our investment portfolio market value declined by \$21,980 to \$367,367.
- Our cash position remained consistent at \$1,844,870.

In closing -

I thank the members of the Executive Committee, Finance Sub-Committee, John, Ivana, and Peter for their support in managing the leagues finances this year.

I thank our auditors, Perks for assisting the timely completion, of the audit.

I congratulate our member clubs and volunteers on their seasons

Lindsay Blight
Treasurer

FINANCIAL STATEMENTS

South Australian Amateur Football League Inc

ABN 22 605 973 501

Financial Statements

For the Year Ended 30 September 2022

South Australian Amateur Football League Inc

ABN 22 605 973 501

Contents

30 September 2022

	Page
Financial Statements	
Report by the Executive Committee	1
Income and Expenditure Statement	2
Assets and Liabilities Statement	3
Statement of Changes in Equity	4
Statement of Cash Flows	5
Notes to the Financial Statements	6 - 12
Statement by the Executive Committee	13
Independent Audit Report	14 - 17

South Australian Amateur Football League Inc

ABN 22 605 973 501

Report by the Executive Committee

30 September 2022

In accordance with Section 35(5) of the *Associations Incorporation Act (SA) 1985*, the Executive Committee of South Australian Amateur Football League ("the League") hereby states that during the financial year ended 30 September 2022;

- a)
 - (i) no Executive Committee member of the League;
 - (ii) no firm of which an Executive Committee member is a member; and
 - (iii) no body corporate in which an Executive Committee member has a substantial financial interest has received or become entitled to receive a benefit as a result of a contract between the Executive Committee member, firm or body corporate and the association.
- b) no Executive Committee member of the association has received directly or indirectly from the association any payment or other benefit of pecuniary value, other than the Honorarium's paid to all Executive Committee members and John Kernahan's salary.

Signed in accordance with a resolution of the Executive Members of the Committee:

Executive Member: 

Executive Member: 

Dated this 17th day of November 2022

South Australian Amateur Football League Inc

ABN 22 605 973 501

Income and Expenditure Statement

For the Year Ended 30 September 2022

	Note	2022 \$	2021 \$
Revenue		1,383,693	1,349,287
Other income		248,427	238,811
Employee benefits expense		(586,106)	(642,489)
Insurance		(259,854)	(263,988)
Newspaper and Digital Production		(249,357)	(252,832)
Other expenses		(110,394)	(83,267)
Rent and outgoings		(82,868)	-
Depreciation and amortisation expense		(59,796)	(40,810)
Function expenses		(45,416)	(23,884)
Umpiring expenses		(43,600)	(42,216)
Legal fees		(31,248)	-
Membership expenses		(29,852)	(15,000)
Thebarton Precinct expenses		(29,287)	(54,766)
Bad debt		(20,000)	-
Motor vehicle expenses		(18,957)	(7,582)
Professional fees		(16,796)	(8,535)
IT expenses		(16,289)	(42,490)
Security expenses		(14,217)	(44,370)
Advertising		(14,184)	(34,438)
League History expenses		(10,000)	(28,787)
Sponsorship expenses		(5,186)	(14,591)
(Loss) before income tax		(11,287)	(11,947)
Income tax expense	1(b)	-	-
(Loss) for the year		(11,287)	(11,947)

The accompanying notes form part of these financial statements.

South Australian Amateur Football League Inc

ABN 22 605 973 501

Assets and Liabilities Statement

As at 30 September 2022

	Note	2022 \$	2021 \$
ASSETS			
CURRENT ASSETS			
Cash and cash equivalents	2	1,844,870	1,852,988
Trade and other receivables	3	94,016	60,906
Prepayments		7,242	-
TOTAL CURRENT ASSETS		1,946,128	1,913,894
NON-CURRENT ASSETS			
Financial assets	4	367,367	389,347
Property, plant and equipment	5	43,778	99,959
TOTAL NON-CURRENT ASSETS		411,145	489,306
TOTAL ASSETS		2,357,273	2,403,200
LIABILITIES			
CURRENT LIABILITIES			
Trade and other payables	6	83,969	140,813
Provisions	7	156,015	106,665
Employee benefits	8	141,922	136,903
TOTAL CURRENT LIABILITIES		381,906	384,381
TOTAL LIABILITIES		381,906	384,381
NET ASSETS		1,975,367	2,018,819
MEMBERS' FUNDS			
Other funds	9	236,882	269,047
Retained profits		1,738,485	1,749,772
TOTAL MEMBERS' EQUITY		1,975,367	2,018,819

The accompanying notes form part of these financial statements.

South Australian Amateur Football League Inc

ABN 22 605 973 501

Statement of Changes in Equity

For the Year Ended 30 September 2022

2022

	Retained Earnings	Other Funds	Total
	\$	\$	\$
Balance at 1 October 2021	1,749,772	269,047	2,018,819
(Loss) for the year	(11,287)	-	(11,287)
Decrease in investment revaluation reserves during the year	-	(32,165)	(32,165)
Balance at 30 September 2022	1,738,485	236,882	1,975,367

2021

	Retained Earnings	Other Funds	Total
	\$	\$	\$
Balance at 1 October 2020	1,761,719	149,338	1,911,057
(Loss) for the year	(11,947)	-	(11,947)
Increase in investment revaluation reserves during the year	-	119,709	119,709
Balance at 30 September 2021	1,749,772	269,047	2,018,819

The accompanying notes form part of these financial statements.

South Australian Amateur Football League Inc

ABN 22 605 973 501

Statement of Cash Flows

For the Year Ended 30 September 2022

	2022	2021
Note	\$	\$
CASH FROM OPERATING ACTIVITIES:		
Receipts from customers	1,710,097	1,774,526
Payments to suppliers and employees	(1,727,036)	(1,874,564)
Dividends received	5,878	4,972
Interest received	6,557	11,583
Net cash (used in) operating activities	10 <u>(4,504)</u>	<u>(83,483)</u>
CASH FLOWS FROM INVESTING ACTIVITIES:		
Purchase of property, plant and equipment	<u>(3,614)</u>	<u>(41,102)</u>
Net cash (used in) investing activities	<u>(3,614)</u>	<u>(41,102)</u>
Net (decrease) in cash and cash equivalents held	(8,118)	(124,585)
Cash and cash equivalents at beginning of year	1,852,988	1,977,573
Cash and cash equivalents at end of financial year	2 <u>1,844,870</u>	<u>1,852,988</u>

The accompanying notes form part of these financial statements.

South Australian Amateur Football League Inc

ABN 22 605 973 501

Notes to the Financial Statements

For the Year Ended 30 September 2022

1 Summary of Significant Accounting Policies

(a) Basis of preparation

This financial report is a special purpose financial report prepared for distribution to members in order to satisfy the financial reporting requirements of the *Associations Incorporation Act (SA) 1985*. The committee has determined that the South Australian Amateur Football League Inc ("League") is not a reporting entity.

The financial report has been prepared on an accruals basis, except for the statement of cashflows, and is based on historical costs and does not take into account changing money values or, except where specifically stated, current valuations of non-current assets.

The following significant accounting policies, which are consistent with the previous period unless otherwise stated, have been adopted in the preparation of this financial report.

(b) Income tax

The League is exempt from Income Tax under Div 50 of the *Income Tax Assessment Act 1997*.

(c) Revenue and other income

Revenue is measured at the fair value of the consideration received or receivable after. For this purpose, deferred consideration is not discounted to present values when recognising revenue.

Interest revenue is recognised using the effective interest rate method, which for floating rate financial assets, is the rate inherent in the instrument. Dividend revenue is recognised when the right to receive a dividend has been established.

Grant and donation income is recognised when the League obtains control over the funds which is generally at the time of receipt.

All revenue is stated net of the amount of goods and services tax (GST).

(d) Cash and cash equivalents

Cash and cash equivalents include cash on hand, deposits held at call with banks, other short-term highly liquid investments with original maturities up to twelve months.

South Australian Amateur Football League Inc

ABN 22 605 973 501

Notes to the Financial Statements

For the Year Ended 30 September 2022

1 Summary of Significant Accounting Policies

(e) Property, plant and equipment

Property, plant and equipment is depreciated over the useful lives of the assets to the association commencing from the time the asset is held ready for use.

Leasehold improvements

Leasehold improvements and office equipment are carried at cost less, where applicable, any accumulated depreciation, unless otherwise stated.

Leasehold improvements are amortised over the shorter of either the unexpired period of the lease or the estimated useful lives of the improvements.

An asset's carrying amount is written down immediately to its recoverable amount if the asset's carrying amount is greater than its estimated recoverable amount.

Gains and losses on disposals are determined by comparing proceeds with the carrying amount. These gains and losses are included in the income and expenditure statement.

(f) Financial assets

Recognition

Investments are valued at their recoverable amount which is the quoted market value in the case of shares in listed companies and income is brought to account on an accrual basis. Movements in the fair value of investments are recognised in other comprehensive income.

(g) Impairment of non-financial assets

At the end of each reporting period, the League reviews the carrying values of its assets to determine whether there is any indication that those assets have been impaired. If such an indication exists, the recoverable amount of the asset, being the higher of the asset's fair value less costs to sell and value in use, is compared to the asset's carrying value. Any excess of the asset's carrying value over its recoverable amount is expensed to the income and expenditure statement.

(h) Employee benefits

Provision is made for the League's liability for employee benefits arising from services rendered by employees to the end of the reporting year. Employee benefits have been measured at the amounts expected to be paid when the liability is settled.

The Long Service Leave provision was calculated for all employees at the rate of 1.3 weeks from service commitment.

South Australian Amateur Football League Inc

ABN 22 605 973 501

Notes to the Financial Statements

For the Year Ended 30 September 2022

1 Summary of Significant Accounting Policies

(i) Provisions

Fines provision

During the 2017 financial year the League determined that cashflows from fines received would be recognised as a liability with the funds to be spent in future years on programs for clubs within the League.

Insurance provision

During the 2017 financial year, revenue from insurance receipts was in excess of the insurance expense. The excess has been re-allocated to the insurance provision to be applied against future revenue raised for insurance from Clubs in the League.

Legal expenses provision

As a result of unsuccessful legal action during the year (*Jesse White v SA Amateur Football League Inc.*), the League is required to pay for a portion of the legal costs of the other party engaged in the matter. At the date of signing these financial statements, the costs have not yet been finalised, with the provision recognised being a conservative estimate of the future obligation of the League.

(j) Goods and services tax (GST)

Revenues, expenses and assets are recognised net of the amount of GST, except where the amount of GST incurred is not recoverable from the Australian Tax Office. In these circumstances, the GST is recognised as part of the cost of acquisition of the asset or as part of an item of the expense. Receivables and payables in the assets and liabilities statement are shown inclusive of GST.

South Australian Amateur Football League Inc

ABN 22 605 973 501

Notes to the Financial Statements

For the Year Ended 30 September 2022

2 Cash and Cash Equivalents

	2022	2021
	\$	\$
Cash on hand	462	462
Cash at bank	465,690	380,365
Short-term bank deposits	1,378,718	1,472,161
	<u>1,844,870</u>	<u>1,852,988</u>

Reconciliation of cash

Cash at the end of the financial year as shown in the statement of cash flows is reconciled to items in the assets and liabilities statement as follows:

	2022	2021
	\$	\$
Cash at bank and in hand	466,152	380,827
Short-term deposits	1,378,718	1,472,161
	<u>1,844,870</u>	<u>1,852,988</u>

3 Trade and Other Receivables

	2022	2021
	\$	\$
CURRENT		
Trade receivables	114,016	60,906
Provision for doubtful debts	(20,000)	-
Total current trade and other receivables	<u>94,016</u>	<u>60,906</u>

4 Financial Assets

	2022	2021
	\$	\$
NON-CURRENT		
Listed investments, at market value		
- Shares in listed corporations (including shares bequeathed to the League on behalf of Robert Johnston)	367,367	389,347
Total financial assets	<u>367,367</u>	<u>389,347</u>

South Australian Amateur Football League Inc

ABN 22 605 973 501

Notes to the Financial Statements

For the Year Ended 30 September 2022

5 Property, Plant and Equipment

	2022	2021
	\$	\$
PLANT AND EQUIPMENT		
Plant and equipment		
At cost	337,840	334,225
Accumulated depreciation	(318,062)	(279,116)
Total plant and equipment	<u>19,778</u>	<u>55,109</u>
Motor vehicles		
At cost	30,000	30,000
Accumulated depreciation	(6,000)	(3,000)
Total motor vehicles	<u>24,000</u>	<u>27,000</u>
Leasehold improvements - Thebarton Precinct Development		
At cost	38,000	38,000
Accumulated depreciation	(38,000)	(20,150)
Total improvements	<u>-</u>	<u>17,850</u>
Total property, plant and equipment	<u>43,778</u>	<u>99,959</u>

6 Trade and Other Payables

	2022	2021
	\$	\$
CURRENT		
Trade creditors	51,411	111,386
Sundry creditors and accruals	32,558	29,427
	<u>83,969</u>	<u>140,813</u>

7 Provisions

	2022	2021
	\$	\$
CURRENT - see note 1(i)		
Fines provision	65,415	34,065
Insurance provision	72,600	72,600
Legal expenses provision	18,000	-
	<u>156,015</u>	<u>106,665</u>

South Australian Amateur Football League Inc

ABN 22 605 973 501

Notes to the Financial Statements

For the Year Ended 30 September 2022

8 Employee Benefits

	2022	2021
	\$	\$
Provision for employee benefits - annual leave	44,932	50,455
Provision for employee benefits - long service leave	96,990	86,448
	<u>141,922</u>	<u>136,903</u>

9 Other funds

	2022	2021
	\$	\$
E Pfitzner Memorial Fund	1,000	1,000
H Treloar Memorial Fund	500	500
Subtotal Memorial Funds	<u>1,500</u>	<u>1,500</u>
Investment revaluation reserve	235,382	267,547
Total	<u>236,882</u>	<u>269,047</u>

10 Cash Flow Information

(a) Reconciliation of result for the year to cashflows from operating activities

	2022	2021
	\$	\$
(Loss) for the year	(11,287)	(11,947)
Non-cash flows in (loss)		
- depreciation	59,796	40,810
- impairment of receivables	20,000	-
- dividend reinvestment plan of shares	(10,185)	(7,492)
Changes in assets and liabilities:		
- (increase)/decrease in trade and other receivables	(53,111)	54,213
- (increase) in other assets	(7,242)	-
- decrease in inventories	-	2,700
- (decrease) in trade and other payables	(56,844)	(200,385)
- increase/(decrease) other liabilities	49,350	(100)
- increase in employee benefits	5,019	38,718
Cashflow (used in) operations	<u>(4,504)</u>	<u>(83,483)</u>

South Australian Amateur Football League Inc

ABN 22 605 973 501

Notes to the Financial Statements

For the Year Ended 30 September 2022

11 Events Occurring After the Reporting Date

Except for the legal expenses provision matter outlined in Note 1(i) to the financial statements, no other matters or circumstances have arisen since the end of the financial year which significantly affected or may significantly affect the operations of the League, the results of those operations, or the state of affairs of the League in future financial years.

South Australian Amateur Football League Inc

ABN 22 605 973 501

Statement by the Executive Committee

The Executive Committee has determined that South Australian Amateur Football League Inc is not a reporting entity and that this special purpose financial report should be prepared in accordance with the accounting policies outlined in Note 1 to the financial statements.

In the opinion of the Executive Committee the financial report as set out on pages 2-12:

1. Presents fairly the financial position of South Australian Amateur Football League Inc as at 30 September 2022 and its performance and cashflows for the year ended on that date.
2. At the date of this statement, there are reasonable grounds to believe that South Australian Amateur Football League Inc will be able to pay its debts as and when they fall due.

This statement is made in accordance with a resolution of the Executive Committee and is signed for and on behalf of the Executive Committee by:

Executive Member



Executive Member



Dated this 11th day of November 2022

South Australian Amateur Football League Inc

ABN 22 605 973 501

Independent Audit Report to the members of South Australian Amateur Football League Inc

Opinion

We have audited the accompanying financial report being a special purpose financial report, of South Australian Amateur Football League Inc (the "League"), which comprises the assets and liabilities statement as at 30 September 2022, the income and expenditure statement, statement of changes in equity and statement of cash flows for the year then ended, notes comprising a summary of significant accounting policies and other explanatory information, and the statement by the executive committee.

In our opinion, the financial report presents fairly, in all material respects, the financial position of the League as at 30 September 2022, and its financial performance and its cash flows for the year then ended in accordance with the accounting policies described in Note 1 to the financial statements, and the requirements of the *Associations Incorporation Act (SA) 1985*.

Basis of our Opinion

We conducted our audit in accordance with Australian Accounting Standards. Our responsibilities under those standards are further described in the *Auditor's Responsibilities for the Audit of the Financial Report* section of our report. We are independent of the League in accordance with the ethical requirements of the Accounting Professional and Ethical Standards Board's APES 110 *Code of Ethics for Professional Accountants* (the Code) that are relevant to our audit of the financial report in Australia. We have also fulfilled our other ethical responsibilities in accordance with the Code.

We believe that the audit evidence we have obtained is sufficient and appropriate to provide a basis for our opinion.

Emphasis of Matter - Basis of Accounting

We draw attention to Note 1 to the financial report, which describes the basis of accounting. The financial report has been prepared to assist the League to meet the requirements of the *Associations Incorporation Act (SA) 1985*. As a result, the financial report may not be suitable for another purpose. Our opinion is not modified in respect of this matter.

South Australian Amateur Football League Inc

ABN 22 605 973 501

Independent Audit Report to the members of South Australian Amateur Football League Inc

Information Other than the Financial Report and Auditor's Report Thereon

The Executive Committee of the League are responsible for the other information. The other information obtained at the date of this auditor's report is included in the Report by the Executive Committee, but does not include the financial report and our auditor's report thereon.

Our opinion on the financial report does not cover the other information and accordingly we do not express any form of assurance conclusion thereon.

In connection with our audit of the financial report, our responsibility is to read the other information and, in doing so, consider whether the other information is materially inconsistent with the financial report or our knowledge obtained in the audit or otherwise appears to be materially misstated.

If, based on the work we have performed on the other information obtained prior to the date of this auditor's report, we conclude that there is a material misstatement of this other information, we are required to report that fact. We have nothing to report in this regard.

Executive Committee's Responsibility for the Financial Report

The executive committee of the League is responsible for the preparation and fair presentation of the financial report and has determined that the basis of preparation described in Note 1, is appropriate to meet the requirements of the *Associations Incorporation Act (SA) 1985* and is appropriate to meet the needs of the members. The executive committee's responsibility also includes such internal control as the executive committee determines is necessary to enable the preparation of a financial report that is free from material misstatement, whether due to fraud or error.

In preparing the financial report, the executive committee is responsible for assessing the League's ability to continue as a going concern, disclosing, as applicable, matters related to going concern and using the going concern basis of accounting unless the executive committee either intend to liquidate the League or to cease operations, or have no realistic alternative but to do so.

Auditor's Responsibility for the Audit of the Financial Report

Our objectives are to obtain reasonable assurance about whether the financial report as a whole is free from material misstatement, whether due to fraud or error, and to issue an auditor's report that includes our opinion. Reasonable assurance is a high level of assurance, but is not a guarantee that an audit conducted in accordance with Australian Accounting Standards will always detect a material misstatement when it exists. Misstatements can arise from fraud or error and are considered material if, individually or in the aggregate, they could reasonably be expected to influence the economic decisions of users taken on the basis of this financial report.

South Australian Amateur Football League Inc

ABN 22 605 973 501

Independent Audit Report to the members of South Australian Amateur Football League Inc

Auditor's Responsibility for the Audit of the Financial Report (continued)

As part of an audit in accordance with the Australian Auditing Standards, we exercise professional judgement and maintain professional scepticism throughout the audit. We also:

- Identify and assess the risks of material misstatement of the financial report, whether due to fraud or error, design and perform audit procedures responsive to those risks, and obtain audit evidence that is sufficient and appropriate to provide a basis of opinion. The risk of not detecting a material misstatement resulting from fraud is higher than for one resulting from error, as fraud may involve collusion, forgery, intentional omissions, misrepresentations, or the override of internal control.
- Obtain an understanding of internal control relevant to the audit in order to design audit procedures that are appropriate in the circumstances, but not for the purpose of expressing an opinion of the effectiveness of the League's internal control.
- Evaluate the appropriateness of accounting policies used and the reasonableness of accounting estimates and related disclosures made by the executive committee.
- Conclude on the appropriateness of the executive committee's use of the going concern basis of accounting and, based on the audit evidence obtained, whether a material uncertainty exists related to events or conditions that may cast significant doubt on the League's ability to continue as a going concern. If we conclude that a material uncertainty exists, we are required to draw attention in our auditor's report to the related disclosures in the financial report or, if such disclosures are inadequate, to modify our opinion. Our conclusions are based on the audit evidence obtained up to the date of our auditor's report. However, future events or conditions may cause the League to cease or continue as a going concern.
- Evaluate the overall presentation, structure and content of the financial report, including the disclosures, and whether the financial report represents the underlying transactions and events in a manner that achieves fair presentation.

South Australian Amateur Football League Inc

ABN 22 605 973 501

Independent Audit Report to the members of South Australian Amateur Football League Inc

Auditor's Responsibility for the Audit of the Financial Report (continued)

We communicate with the executive committee regarding, among other matters, the planned scope and timing of the audit and significant audit findings, including any significant deficiencies in internal control that we may identify during our audit.


PERKS AUDIT PTY LTD
8/81 Flinders Street
Adelaide
South Australia 5000


PETER J HILL
Director
Registered Company Auditor
Dated this 11th day of November 2022



BREAKTHROUGH

mental health research
foundation

TACKLING MENTAL HEALTH HEAD ON

Breakthrough is proud to partner with Adelaide Footy League.

We are working together to **create a life free from mental illness** and are committed to the mental health of our sporting communities.

*SCAN HERE
TO DONATE NOW*



or find out more at breakthroughfoundation.org.au

TRIBUNAL REPORT

The consistent messaging of zero tolerance from the League regards to inappropriate on field behaviour and the increase in the number of games being filmed has been significant in ensuring the Adelaide Footy League continues to be on the front foot in protecting those who participate each weekend in our great game.

It was noted that more clubs this year opted to lodge investigation requests to the league with a focus largely on “sling tackles” and bumps. This combined with umpire reports resulted in a steady stream of matters before the Tribunal this year.

The increasing use of technology has been of great assistance to the Tribunal in assessing and determining outcomes, in matters that occur in split seconds and upon which differences of opinion will always occur.

I would like to thank the members of the Tribunal, the Staff of the League, and CEO, John Kernahan, for their efforts and assistance with the Tribunal.

Trevor Lovegrove
Tribunal Chairman

MEN'S & WOMEN'S DIVISIONS

Clubs	Teams	Reports	Matches
Adelaide Lutheran	3	1	2
Adelaide University	10		
Angle Vale	1		
Athelstone	4		
Blackfriars OS	4		
Brahma Lodge	3	4	12
Brighton Bombers	5	6	17
Broadview	5	3	8
CBC Old Collegians	3		
Central United	2	3	14
Colonel Light Gardens	3	1	6
Eastern Park	4	3	15
Edwardstown	4	1	2
Elizabeth	3	7	17
Fitzroy	3		
Flinders Park	6	2	6
Flinders University	3	1	3
Gaza	5	2	5
Gepps Cross	4	2	5
Glenunga	4	4	15
Golden Grove	7		
Goodwood Saints	5	6	13
Greenacres	2	2	5
Hackham	2	3	8
Happy Valley	2		
Hectorville	4	1	4
Henley	6	1	1
Hope Valley	4	3	11
Houghton Districts	3	6	20
Ingle Farm	3		
Kenilworth	3		
Kilburn	3	3	13
Lockleys	5		
Marion	4	1	3
Mawson Lakes	2	1	2

Clubs	Teams	Reports	Matches
Mitcham	4	1	3
Mitchell Park	2	1	2
Modbury	5	2	7
Morphettville Park	5		
North Haven	5	7	18
Old Ignatians	6	4	7
O'Sullivan Beach Lonsdale	2	2	6
Para Hills	2	2	6
Payneham NU	5	4	12
Pembroke OS	5	1	2
PHOS Camden	3	2	7
Plympton	3		
Pooraka	3	1	5
Port District	4		
Portland	2	5	15
Prince Alfred OC	5	1	2
Pulteney	3		
Rosewater	2		
Rostrevor OC	4	2	6
Sacred Heart OC	4		
Salisbury	2		
Salisbury North	3	3	6
Scotch OC	4	3	10
Seaton Ramblers	3		
SMOSH West Lakes	5	1	3
St Pauls OS	3	1	4
St Peters OC	4	2	9
Tea Tree Gully	6	2	5
Trinity OS	3	5	17
Unley Mercedes Jets	3		
Walkerville	3	2	4
West Croydon	3	2	6
Westminster OS	2		
Woodville South	4	2	10
Totals	256	125	379

UMPIRE REPORT

In 2020 and 2021, there were constant interruptions to the football season due to COVID19 lockdowns and restrictions. In 2022, organising umpires for Adelaide Footy League games had an entirely new challenge, with a large unavailability of available umpires on a weekly basis due to COVID19 positive tests or close contact rules. Nevertheless, we found a way to provide enough field umpires to be appointed to all but a few men's C grade and lower grade women's games. There were also enough boundary and goal umpires to be appointed for the same amount of games as in the previous year. Thank you to all umpires for their commitment and dedication to make this happen.

Official training was conducted twice a week in the pre-season and once a week once the season commenced. Thank you to Simon Byrne from CBCOC for helping us find a new venue to train at in the East Parklands. As we had done the year before, Zoom Meetings on Monday nights allowed for field umpires to be coached on a weekly basis throughout the season.

There were some key people behind the scenes who went above and beyond in their support of umpiring including Peter Angel (Umpires Coordinator), Greg von Einem (First Year Field Umpires Coach), Neil Rankine (Head Boundary Umpires Coach), Ray Roberts (Boundary Umpires Assistant Coach), John Kitto (Head Goal Umpires Coach), Sue Stevens (Trainer) and Tony Symons (Fitness Coach). Umpires Association President Ian Gore and his committee continued to do an outstanding job of assisting the umpiring group. Thank you to you all.

There were several umpires recognised at the end of season Presentation Dinner for their outstanding performances in 2022. Congratulations to the following – Matt Harris (Best Field Umpire), Sam Scarman (Best Boundary Umpire), Chris May (Best Goal Umpire), Lachlan Pedersen/Cameron MacLeod (Best First Year Field Umpire), Aaliyah Heritage (Best First Year Boundary Umpire), Jason Collard (Best First Year Goal Umpire), Chris Conlan (Most Improved Field Umpire), Aiden Henry (Most Improved Boundary Umpire), Ethan Scarman (Most Improved Goal Umpire), Sarah Ronayne (Umpire Managers Award) and John Cronshaw (Rex Lambert Award).

Furthermore, there were some significant achievements from experienced umpires, with 11 reaching 400 or more Adelaide Footy games:

400 games – Andrew Beagley, Steve Martin, Stephen Pringle, Domenic Spano

500 games – Neville Bassett, Tristan Rogers, Tony Symons

600 games – David Aylward, Grant Potter

900 games – Bruce Amos, David Bailes

On a very sad note, Trevor Weigand, who field umpired 651 Adelaide Footy League games and Michael Houston, who field umpired the last couple of seasons with us after umpiring in other Leagues, both passed away suddenly at the start of the year. Trevor and Michael will be sadly missed and fondly remembered.

Thank you to all those who supported Adelaide Footy umpiring and we look forward to doing it all again in 2023.

Colin Rowston
Umpires Director

CELEBRATING 2022



9NEWS LIVE - Club Visits

In 2022 16 clubs were visited from the 9News Live team.


Henley | Para Hills | Edwardstown | Seaton Ramblers | Brighton | Tea Tree Gully | Marion | North Haven | Salisbury North | Rosewater | Houghton Districts | Hope Valley | Broadview

MENTAL HEALTH FIRST AID TRAINING COURSE



Mental Health First Aid Training Course - Dee and Ivana renewed their certificates in June joining club members from St Peters OC and Houghton Districts.

MEN'S DIVISION 1 GRAND FINAL VIP FUNCTION - NORWOOD OVAL



2022 Men's Division 1 Premiership Cup



John Kernahan (left) with Shreya Banerjee (Right) from CMAX Clinical Research

UMPIRES PRESENTATION DINNER - THE PLAYFORD HOTEL



ROUND 5 - BREAKTHROUGH MENTAL HEALTH ROUND



Breakthrough Mental Health Research Foundation was not only a Charity of Choice in 2022 but also a significant Major Partner. Our friendship with BMHRF has grown immensely over the past few years and our understanding is clearer how vital it is that we work together to help remove the stigma around mental health conversations.


Adelaide Footy League's Breakthrough MHRF Round was held on Saturday 7th May. Our growth in clubs supporting this round is extraordinary. We are very supportive of our clubs that have embraced Breakthrough MHRF and would like to make a special mention to the Sacred Heart OC Football Club for raising and donating \$1340 to the foundation.

Mental illness doesn't discriminate – and that includes sporting communities. Players, teammates, coaches, support staff and volunteers as well as our friends and family on the sidelines.

Adelaide Footy League is establishing an inaugural Mental Health Program. With the support of founding partners, we can place members of our Clubs into courses to achieve their Mental Health First Aid accreditation.



ROUND 6 - UMPIRE APPRECIATION ROUND



14 MAY 2022

During the Adelaide Footy League Umpire training session, 3 AFL appointed Umpires. Craig Fleer, Leigh Haussen and Eleni Glouftsis joined in on the training and offered advice, tips and answered any questions from the League Umpires.

ROUND 10 - SOCKIT2MND ROUND



18 JUNE 2022

SOCKIT2MND was a fundraising round open to all sporting clubs to join the fight against MND. The round aims to raise funds and awareness of MND by wearing the SOCKIT2MND socks on the dedicated round.

MEN'S DIVISION 1 GRAND FINAL

17 SEPTEMBER 2022

Our Men's Buddybet Division 1 Grand Final was hosted by the Norwood Football Club. The game was opened with a Acknowledgment of Country spoken by the League Representative Aaron Jones followed by the National Anthem performed by Sammi Leigh.



WOMEN'S DIVISION 1 GRAND FINAL

13 AUGUST 2022

Our Women's Buddybet Division 1 Grand Final was hosted by the Mitcham Football Club. The game was opened with a Acknowledgment of Country spoken by the League Representative Aaron Jones.



POWERADE PLAY OF THE DAY



Rd 2
Simon Black - St Peters OC



Rd 3
Matthew Bruneli - Old Ignatians



Rd 4
Luke Mitchell - St Peters OC



Rd 5
Will Clarke - Goodwood Saints



Rd 6
Jack Gaffney - Port District



Rd 7
Will Mead - Rostrevor OC



Rd 8
Kayne Cornish - Goodwood Saints



Rd 9
Brad McKenzie - Payneham NU



Rd 12
Gavin Shephard - Port District



Rd 13
Jack Scott - Glenunga



Rd 14
Angus Rana - Goodwood Saints



Rd 18
Tom Condon - Glenunga

BUDDYBET IS A PROUD PARTNER OF THE **ADELAIDE FOOTY LEAGUE**



MEN'S DIVISION 1



GRAND FINAL

Port District (9.9-63) d. Prince Alfred OC (7.3-45)

Best on Ground: Cooper Gaffney, Port District

Umpires:

Field – Stefan Cederblad, Matt Harris

Boundary – Tristan Rogers, Sam Scarman,

Andrew Roberts, Peters McMullen

Goal – Steven Martin, Chris May

LADDER

Club	Played	Win	Loss	Draw	Bye	For	Against	%	Points
Port District	18	13	5	0	0	1328	1018	130.45	26
Goodwood Saints	18	12	6	0	0	1421	1187	119.71	24
Glenunga	18	11	7	0	0	1312	1146	114.49	22
St Peters OC	18	10	8	0	0	1468	1218	120.53	20
Prince Alfred OC	18	10	8	0	0	1291	1075	120.09	20
Tea Tree Gully	18	9	9	0	0	1414	1631	86.70	18
Brighton Bombers	18	7	11	0	0	1150	1192	96.48	14
Old Ignatians	18	7	11	0	0	1207	1384	87.21	14
Rostrevor OC	18	7	11	0	0	1218	1510	80.66	14
Payneham NU	18	4	14	0	0	890	1338	66.52	8

KEITH SIMS OAM MEDAL LEADERBOARD

First Name	Surname	Club	Votes
Nick	Favretto	Goodwood Saints	22
Sam	Gray	Port District	18
William	Abbott	Old Ignatians	18
Cooper	Gaffney	Port District	17
Hayden	Jolly	Prince Alfred OC	17
Nigel	Osborn	Brighton Bombers	16
Tom	Carter	Goodwood Saints	15
Chris	Curran	Prince Alfred OC	15
Jesse	O'Brien	St Peters OC	14
Alex	Haren	Glenunga	11
Jason	Nyskohus	Port District	11
Tim	Baccanello	Rostrevor OC	10
Dylan	Reinbrecht	Rostrevor OC	10
Toby	Schulz	St Peters OC	10
Lachlan	McNamara	Prince Alfred OC	9
Dylan	Schoenmakers	Tea Tree Gully	9
Beau	Schwarze	Glenunga	9
Edward	Allan	St Peters OC	8
Brayden	De Prinse	Old Ignatian	8
Daniel	McCallum	Rostrevor OC	7

LEADING GOAL KICKER LEADERBOARD

First Name	Surname	Club	Goals
Jock	McLeay	St Peters OC	45
Nicholas	Murphy	Rostrevor OC	43
Brodie	Latham	Tea Tree Gully	39
Nicholas	Burgess	Goodwood Saints	32
Tyler	West	Tea Tree Gully	32
Jake	Sutcliffe	St Peters OC	32
Bradley	Jones	Old Ignatians	31
Mitchael	Mcmahon	Glenunga	29
Peters	Persinos	Tea Tree Gully	28
Dale	Pearce	Port District	28
Patrick	Dawson	Rostrevor OC	27
Gavin	Shephard	Port District	27
Harrison	Viney	Payneham NU	23
Tom	Gray	Port District	23
Jesse	OBrien	St Peters OC	22
Ryan	Spittle	Tea Tree Gully	21
Tom	Anderson	Goodwood Saints	21
Angus	Rana	Goodwood Saints	20
Tarik	Illingworth	Brighton Bombers	20
Sam	Laube	Goodwood Saints	20

MINOR ROUNDS

Round 1	Payneham NU	9.7-61	8.7-55	Prince Alfred OC	Round 10	Prince Alfred OC	15.13-103	6.12-48	Payneham NU
	Brighton Bombers	11.8-74	8.16-64	Goodwood Saints		Goodwood Saints	8.11-59	10.15-75	Brighton Bombers
	Tea Tree Gully	15.8-98	12.8-80	Old Ignatians		Old Ignatians	16.11-107	11.15-81	Tea Tree Gully
	Port District	10.5-65	3.3-21	Glenunga		Glenunga	5.10-40	9.9-63	Port District
	St Peters OC	24.14-158	11.7-73	Rostrevor OC		Rostrevor OC	9.14-68	11.11-77	St Peters OC
Round 2	Tea Tree Gully	14.18-102	14.13-97	Port District	Round 11	Port District	15.14-104	7.7-49	Tea Tree Gully
	Glenunga	11.7-73	11.12-78	St Peter's OC		St Peter's OC	10.7-67	10.24-84	Glenunga
	Rostrevor OC	12.9-81	8.13-61	Brighton Bombers		Brighton Bombers	15.11-101	7.7-49	Rostrevor OC
	Prince Alfred OC	9.13-67	8.8-56	Old Ignatians		Old Ignatians	11.11-77	13.8-86	Prince Alfred OC
	Goodwood Saints	14.17-101	10.9-69	Payneham NU		Payneham NU	8.11-59	12.12-84	Goodwood Saints
Round 3	St Peters OC	13.11-89	17.10-112	Tea Tree Gully	Round 12	Tea Tree Gully	8.12-60	13.13-91	St Peters OC
	Old Ignatians	13.9-87	9.9-63	Goodwood Saints		Goodwood Saints	10.14-74	7.8-50	Old Ignatians
	Port District	9.11-65	6.7-43	Prince Alfred OC		Prince Alfred OC	7.11-53	8.8-56	Port District
	Brighton Bombers	11.9-75	4.14-38	Payneham NU		Payneham NU	5.7-37	12.10-82	Brighton Bombers
	Rostrevor OC	6.9-45	15.14-104	Glenunga		Glenunga	9.16-70	13.6-84	Rostrevor OC
Round 4	Payneham NU	6.11-47	11.12-78	Old Ignatians	Round 13	Old Ignatians	7.5-47	7.19-61	Payneham NU
	Tea Tree Gully	9.10-64	12.13-85	Rostrevor OC		Rostrevor OC	13.14-92	19.9-123	Tea Tree Gully
	Prince Alfred OC	8.5-53	12.15-87	St Peters OC		St Peters OC	9.11-65	12.5-77	Prince Alfred OC
	Goodwood Saints	15.9-99	10.10-70	Port District		Port District	13.7-85	7.7-49	Goodwood Saints
	Glenunga	12.11-83	7.7-49	Brighton Bombers		Brighton Bombers	6.17-53	10.17-77	Glenunga
Round 5	Glenunga	11.6-72	8.9-57	Tea Tree Gully	Round 14	Tea Tree Gully	15.9-99	13.9-87	Glenunga
	Port District	10.12-72	4.4-28	Payneham NU		Payneham NU	8.12-60	7.7-49	Port District
	St Peters OC	9.10-64	12.14-86	Goodwood Saints		Goodwood Saints	11.13-79	11.10-76	St Peters OC
	Rostrevor OC	11.15-81	9.7-61	Prince Alfred OC		Prince Alfred OC	16.8-104	4.4-28	Rostrevor OC
	Brighton Bombers	7.13-55	10.11-71	Old Ignatians		Old Ignatians	4.6-30	10.14-74	Brighton Bombers
Round 6	Payneham NU	4.11-35	6.15-51	St Peters OC	Round 15	Payneham NU	5.9-39	11.9-75	Rostrevor OC
	Prince Alfred OC	10.13-73	3.13-31	Glenunga		Old Ignatians	14.9-93	10.11-71	St Peter's OC
	Goodwood Saints	11.18-84	11.8-74	Rostrevor OC		Port District	9.16-70	9.8-62	Brighton Bombers
	Tea Tree Gully	15.11-101	13.14-92	Brighton Bombers		Goodwood Saints	10.9-69	12.11-83	Glenunga
	Old Ignatians	8.6-54	9.14-68	Port District		Prince Alfred OC	15.15-105	10.8-68	Tea Tree Gully
Round 7	Rostrevor OC	13.16-94	8.8-56	Payneham NU	Round 16	Tea Tree Gully	8.6-54	17.10-112	Goodwood Saints
	St Peter's OC	18.11-119	7.9-51	Old Ignatians		Brighton Bombers	4.6-30	12.13-85	Prince Alfred OC
	Brighton Bombers	6.8-44	10.7-67	Port District		Glenunga	11.14-80	4.9-33	Payneham NU
	Glenunga	10.8-68	11.13-79	Goodwood Saints		Rostrevor OC	16.9-105	11.4-70	Old Ignatians
	Tea Tree Gully	14.10-94	12.12-84	Prince Alfred OC		St Peters OC	13.6-84	13.9-87	Port District
Round 8	Goodwood Saints	21.11-137	7.8-50	Tea Tree Gully	Round 17	St Peters OC	11.10-76	6.4-40	Brighton Bombers
	Prince Alfred OC	13.7-85	6.5-41	Brighton Bombers		Port District	15.14-104	5.3-33	Rostrevor OC
	Payneham NU	12.6-78	13.13-91	Glenunga		Old Ignatians	7.5-47	18.14-122	Glenunga
	Old Ignatians	12.16-88	10.13-73	Rostrevor OC		Payneham NU	4.9-33	4.14-38	Tea Tree Gully
	Port District	8.13-61	15.7-97	St Peters OC		Goodwood Saints	5.7-37	8.6-54	Prince Alfred OC
Round 9	Brighton Bombers	8.11-59	4.10-34	St Peter's OC	Round 18	St Peters OC	12.12-84	3.9-27	Payneham NU
	Rostrevor OC	5.5-35	12.10-82	Port District		Glenunga	10.9-69	7.9-51	Prince Alfred OC
	Glenunga	8.9-57	7.14-56	Old Ignatians		Rostrevor OC	6.7-43	8.16-64	Goodwood Saints
	Tea Tree Gully	11.13-79	12.9-81	Payneham NU		Brighton Bombers	12.11-83	13.7-85	Tea Tree Gully
	Prince Alfred OC	7.10-52	12.9-81	Goodwood Saints		Port District	9.9-63	9.11-65	Old Ignatians

MAJOR ROUNDS

Qualifying Final

Goodwood Saints	14.10-94	6.12-48	Glenunga
-----------------	----------	---------	----------

1st Semi Final

Glenunga	10.4-64	9.14-68	Prince Alfred OC
----------	---------	---------	------------------

Preliminary Final

Goodwood Saints	4.4-28	12.13-85	Prince Alfred OC
-----------------	--------	----------	------------------

Elimination Final

St Peters OC	8.8-56	13.14-92	Prince Alfred OC
--------------	--------	----------	------------------

2nd Semi Final

Port District	14.12-96	4.7-31	Goodwood Saints
---------------	----------	--------	-----------------

Grand Final

Port District	9.9-63	7.3-45	Prince Alfred OC
---------------	--------	--------	------------------

MEN'S DIVISION 1 RESERVES



GRAND FINAL

St Peters OC (9.12-66) d. Old Ignatians (2.6-18)

Best on Ground: Ben Belperio, St Peters OC

Umpires:

Field – Liam Binning, Robert Kane

Boundary – Eli Courtney, Luke Simpson

Goal – Ethan Scarman, James Turner

LADDER

Club	Played	Win	Loss	Draw	Bye	For	Against	%	Points
Old Ignatians	18	16	2	0	0	1347	636	211.79	32
St Peters OC	18	15	3	0	0	1482	719	206.12	30
Port District	18	14	4	0	0	1335	850	157.06	28
Goodwood Saints	18	13	5	0	0	1234	627	196.81	26
Brighton Bombers	18	10	8	0	0	720	916	78.60	20
Prince Alfred OC	18	7	11	0	0	918	912	100.66	14
Glenunga	18	4	14	0	0	754	1213	62.16	8
Tea Tree Gully	18	4	14	0	0	659	1064	61.94	8
Payneham NU	18	4	14	0	0	658	1420	46.34	8
Rostrevor OC	18	3	15	0	0	612	1362	44.93	6

EA DAVOREN MEDAL LEADERBOARD

First Name	Surname	Club	Votes
Alek	Kudra	St Peters OC	20
Lachlan	Casey	Goodwood Saints	16
Edward	Davies	Old Ignatians	14
Thomas	Ryan	Old Ignatians	13
Joe	Howard	Prince Alfred OC	12
Daniel	Thompson	Port District	12
Sebastiano	Basso	Old Ignatians	11
Andrew	Georgeson	Port District	10
Dillon	Wilson	Tea Tree Gully	10
Aston	Woods	Prince Alfred OC	10
Jarryd	Brown	Brighton Bombers	9
Preston	Cockatoo-Collins	Port District	9
James	Lakin	Goodwood Saints	9
Adam	Carroll	Goodwood Saints	8
Aaron	Warner	Port District	8
Nicholas	Cook	Brighton Bombers	8
Hamish	Burns	St Peters OC	7
Daniel	McCabe	Old Ignatians	7
Liam	Firms	Port District	6
Riley	Davis	Prince Alfred OC	6

LEADING GOAL KICKER LEADERBOARD

First Name	Surname	Club	Goals
Daniel	McCabe	Old Ignatians	41
Nic	Michaels	St Peters OC	38
Ethan	Bald	Prince Alfred OC	29
Brett	Russell	St Peters OC	28
Damien	Hillebrand	Tea Tree Gully	27
Alex	Schiller	Goodwood Saints	27
Luke	Bartlett	Prince Alfred OC	26
Ben	Beswick	Port District	21
Owen	Montgomery	Glenunga	21
Dylan	Draper	Brighton Bombers	20
Brandon	Lord	Old Ignatians	19
Blake	Read	Goodwood Saints	19
Harry	Dwyer	Port District	18
William	Britten-Jones	Old Ignatians	18
Scott	Biddle	St Peters OC	18
Christopher	Short	Prince Alfred OC	17
Jake	Stafford	St Peters OC	17
Charlie	Kirchner	St Peters OC	15
Samuel	Gutsham	Tea Tree Gully	15
Thomas	Ryan	Old Ignatians	15

MINOR ROUNDS

Round 1	Payneham NU	5.4-34	13.10-88	Prince Alfred OC	Round 10	Prince Alfred OC	13.11-89	5.4-34	Payneham NU
	Brighton Bombers	8.1-49	5.11-41	Goodwood Saints		Goodwood Saints	13.7-85	2.4-16	Brighton Bombers
	Tea Tree Gully	11.5-71	8.8-56	Old Ignatians		Old Ignatians	12.17-89	1.2-8	Tea Tree Gully
	Port District	10.7-67	9.2-56	Glenunga		Glenunga	3.3-21	18.19-127	Port District
	St Peters OC	21.14-134	6.5-41	Rostrevor OC		Rostrevor OC	1.4-10	19.11-125	St Peters OC
Round 2	Tea Tree Gully	4.8-32	8.9-57	Port District	Round 11	Port District	14.8-92	5.4-34	Tea Tree Gully
	Glenunga	8.10-58	16.6-102	St Peter's OC		St Peter's OC	14.13-97	4.3-27	Glenunga
	Rostrevor OC	3.7-25	10.12-72	Brighton Bombers		Brighton Bombers	7.11-53	6.5-41	Rostrevor OC
	Prince Alfred OC	7.3-45	9.7-61	Old Ignatians		Old Ignatians	16.2-98	3.7-25	Prince Alfred OC
	Goodwood Saints	8.11-59	5.9-39	Payneham NU		Payneham NU	4.3-27	16.9-105	Goodwood Saints
Round 3	St Peters OC	10.10-70	7.4-46	Tea Tree Gully	Round 12	Tea Tree Gully	3.1-19	20.11-131	St Peters OC
	Old Ignatians	6.7-43	5.11-41	Goodwood Saints		Goodwood Saints	7.7-49	10.4-64	Old Ignatians
	Port District	10.10-70	7.9-51	Prince Alfred OC		Prince Alfred OC	7.8-50	10.10-70	Port District
	Brighton Bombers	5.7-37	7.9-51	Payneham NU		Payneham NU	7.7-49	11.10-76	Brighton Bombers
	Rostrevor OC	7.5-47	10.6-66	Glenunga		Glenunga	9.4-58	4.3-27	Rostrevor OC
Round 4	Payneham NU	1.4-10	22.11-143	Old Ignatians	Round 13	Old Ignatians	11.12-78	3.5-23	Payneham NU
	Tea Tree Gully	9.3-57	9.6-60	Rostrevor OC		Rostrevor OC	8.10-58	6.5-41	Tea Tree Gully
	Prince Alfred OC	9.5-59	9.16-70	St Peters OC		St Peters OC	9.15-79	6.6-42	Prince Alfred OC
	Goodwood Saints	17.11-113	5.5-35	Port District		Port District	12.7-79	8.9-57	Goodwood Saints
	Glenunga	8.7-55	8.10-58	Brighton Bombers		Brighton Bombers	11.7-73	9.10-64	Glenunga
Round 5	Glenunga	5.4-34	8.9-57	Tea Tree Gully	Round 14	Tea Tree Gully	8.5-53	5.4-34	Glenunga
	Port District	22.7-139	3.8-26	Payneham NU		Payneham NU	9.5-59	11.9-75	Port District
	St Peters OC	10.8-68	7.4-46	Goodwood Saints		Goodwood Saints	9.12-66	6.3-39	St Peters OC
	Rostrevor OC	8.8-56	7.7-46	Prince Alfred OC		Prince Alfred OC	7.12-54	0.5-5	Rostrevor OC
	Brighton Bombers	4.8-32	7.12-54	Old Ignatians		Old Ignatians	11.11-77	3.4-22	Brighton Bombers
Round 6	Payneham NU	4.6-30	15.10-100	St Peters OC	Round 15	Payneham NU	12.6-78	9.7-61	Rostrevor OC
	Prince Alfred OC	13.14-92	6.4-40	Glenunga		Old Ignatians	12.11-83	9.6-60	St Peter's OC
	Goodwood Saints	12.10-82	2.3-15	Rostrevor OC		Port District	13.10-83	3.3-21	Brighton Bombers
	Tea Tree Gully	6.5-41	6.9-45	Brighton Bombers		Goodwood Saints	9.14-68	6.5-41	Glenunga
	Old Ignatians	11.9-5	5.5-35	Port District		Prince Alfred OC	8.8-56	4.6-30	Tea Tree Gully
Round 7	Rostrevor OC	5.9-39	6.12-48	Payneham NU	Round 16	Tea Tree Gully	5.3-33	14.3-87	Goodwood Saints
	St Peter's OC	7.4-46	8.3-51	Old Ignatians		Brighton Bombers	6.9-45	4.5-29	Prince Alfred OC
	Brighton Bombers	5.3-33	7.9-51	Port District		Glenunga	8.18-66	6.5-41	Payneham NU
	Glenunga	1.3-9	9.17-71	Goodwood Saints		Rostrevor OC	4.3-27	15.9-99	Old Ignatians
	Tea Tree Gully	5.8-38	6.12-48	Prince Alfred OC		St Peters OC	7.10-52	5.12-42	Port District
Round 8	Goodwood Saints	10.12-72	2.5-17	Tea Tree Gully	Round 17	St Peters OC	7.7-49	3.5-23	Brighton Bombers
	Prince Alfred OC	4.6-30	5.6-36	Brighton Bombers		Port District	16.15-111	5.3-33	Rostrevor OC
	Payneham NU	2.10-22	7.12-54	Glenunga		Old Ignatians	10.14-74	3.6-24	Glenunga
	Old Ignatians	13.8-86	3.4-22	Rostrevor OC		Payneham NU	5.10-40	5.3-33	Tea Tree Gully
	Port District	4.11-35	8.7-55	St Peters OC		Goodwood Saints	8.11-59	2.3-15	Prince Alfred OC
Round 9	Brighton Bombers	1.2-8	9.14-68	St Peter's OC	Round 18	St Peters OC	23.9-147	5.3-33	Payneham NU
	Rostrevor OC	6.2-38	11.15-81	Port District		Glenunga	3.14-32	9.11-65	Prince Alfred OC
	Glenunga	2.3-15	10.12-72	Old Ignatians		Rostrevor OC	1.1-7	9.14-68	Goodwood Saints
	Tea Tree Gully	4.7-31	7.8-14	Payneham NU		Brighton Bombers	3.3-21	2.6-18	Tea Tree Gully
	Prince Alfred OC	4.7-31	9.11-65	Goodwood Saints		Port District	12.9-81	6.8-44	Old Ignatians

MAJOR ROUNDS

Qualifying Final

St Peters OC	10.8-68	9.5-59	Port District
--------------	---------	--------	---------------

Elimination Final

Goodwood Saints	9.11-65	4.5-29	Brighton Bombers
-----------------	---------	--------	------------------

1st Semi Final

Port District	8.13-61	4.6-30	Goodwood Saints
---------------	---------	--------	-----------------

2nd Semi Final

Old Ignatians	11.5-71	4.9-33	St Peters OC
---------------	---------	--------	--------------

Preliminary Final

St Peters OC	12.10-82	7.7-49	Port District
--------------	----------	--------	---------------

Grand Final

Old Ignatians	2.6-18	9.12-66	St Peters OC
---------------	--------	---------	--------------

MEN'S DIVISION 2



GRAND FINAL

Broadview (7.11-53) d. Sacred Heart OC (6.5-41)

Best on Ground: Nick Little, Broadview

Umpires:

Field – Andrew Crosby, Marek Carls

Boundary – Anthony Brattoli, Aiden Hendry, Brett Heritage, Andrew Jenke

Goal – Robert Tainsh, Benjamin Leersen

LADDER

Club	Played	Win	Loss	Draw	Bye	For	Against	%	Points
Sacred Heart OC	18	15	3	0	0	1793	891	201.23	30
Broadview	18	14	4	0	0	1487	1042	142.71	28
Athelstone	18	12	6	0	0	1326	1004	132.07	24
North Haven	18	11	7	0	0	1472	1354	108.71	22
Henley	18	9	9	0	0	1374	1241	110.72	18
PHOS Camden	18	9	9	0	0	1280	1256	101.91	18
Salisbury North	18	7	11	0	0	1232	1607	76.66	14
Adelaide University	18	6	12	0	0	1125	1514	74.31	12
Unley Mercedes Jets	18	4	14	0	0	1166	1635	71.31	8
Gaza	18	3	15	0	0	1122	1833	61.21	6

FA BLOCH MEDAL LEADERBOARD

First Name	Surname	Club	Votes
Henry	Papatolis	PHOS Camden	23
Sam	Daniele	Athelstone	21
Mark	Rowe	North Haven	19
Finn	Betterman	PHOS Camden	14
Alex	Cailotto	Sacred Heart OC	14
Jay	O'Leary	Broadview	14
Nathan	Gordon	Broadview	13
Sam	Cooke	Athelstone	12
Ryan	McInerney	North Haven	12
Luke	Rander	Athelstone	11
Josh	Koster	Sacred Heart OC	10
Matthew	Langridge	Adelaide University	10
Will	McGowan	Adelaide University	10
Brett	Dobson	Henley	9
Nick	Wark	Unley Mercedes Jets	9
Nick	Liddle	Broadview	8
Steven	Wellington	Salisbury North	8
Jacob	Russo*	Salisbury North	8
Clayton	Symonds	Sacred Heart OC	8
Tom	Sandercock	North Haven	8

LEADING GOAL KICKER LEADERBOARD

First Name	Surname	Club	Goals
Tristan	Carcuro	Sacred Heart OC	52
Steven	Wellington	Salisbury North	47
Declan	Grant	PHOS Camden	42
Brett	Harland	Henley	40
Jamie	Solly	North Haven	39
Nathan	Gordon	Broadview	39
Tom	Pillion	Henley	34
Luca	Stepic	Athelstone	34
Tom	Sandercock	North Haven	34
Harrison	Morgan	Sacred Heart OC	32
Nick	Wark	Unley Mercedes Jets	31
Luke	Rander	Athelstone	30
Joshua	Sheppard	Broadview	25
Christian	Elliot	Athelstone	25
Matthew	Sharpe	North Haven	24
Jack	Foster	North Haven	23
Henry	McAuliffe	Sacred Heart OC	23
James	Carter	Adelaide University	23
Jacob	Rillotta	Broadview	22
Kobi	Russell	Broadview	22

MINOR ROUNDS

Round 1	Henley	11.10-76	12.6-78	Gaza	Round 10	Gaza	6.10-46	16.8-104	Henley
	Adelaide University	6.9-45	18.10-118	Athelstone		Athelstone	11.11-77	8.9-57	Adelaide University
	North Haven	17.13-115	9.11-65	Unley Mercedes Jets		Unley Mercedes Jets	16.12-108	9.11-65	North Haven
	Sacred Heart OC	7.17-59	9.7-61	Broadview		Broadview	11.5-71	12.13-85	Sacred Heart OC
Round 2	PHOS Camden	14.9-93	8.10-58	Salisbury North	Round 11	Salisbury North	12.10-82	12.11-83	PHOS Camden
	Unley Mercedes Jets	4.6-30	14.20-104	Sacred Heart OC		Sacred Heart OC	16.18-114	6.3-39	Unley Mercedes Jets
	Broadview	10.7-67	8.6-54	PHOS Camden		PHOS Camden	6.8-44	10.11-71	Broadview
	Salisbury North	5.7-37	8.16-64	Athelstone		Athelstone	10.8-68	10.12-71	Salisbury North
	Gaza	6.11-47	15.15-105	North Haven		North Haven	15.10-100	10.9-69	Gaza
Round 3	Adelaide University	5.8-38	12.12-84	Henley	Round 12	Henley	13.7-85	9.10-64	Adelaide University
	PHOS Camden	14.18-102	5.6-36	Unley Mercedes Jets		Unley Mercedes Jets	9.36-60	10.8-68	PHOS Camden
	Sacred Heart OC	18.21-129	10.9-69	Gaza		Adelaide University	14.7-91	14.8-92	North Haven
	Henley	5.11-41	9.9-63	Athelstone		Gaza	4.8-32	17.21-123	Sacred Heart OC
	Salisbury North	8.3-51	17.11-113	Broadview		Athelstone	17.12-114	8.7-55	Henley
Round 4	North Haven	13.16-94	7.9-51	Adelaide University	Round 13	Broadview	13.22-100	4.10-34	Salisbury North
	Henley	10.16-76	15.8-98	North Haven		North Haven	10.9-69	16.12-108	Henley
	Unley Mercedes Jets	15.11-101	11.9-75	Salisbury North		Salisbury North	17.9-111	11.8-74	Unley Mercedes Jets
	Gaza	8.10-58	25.11-161	PHOS Camden		PHOS Camden	15.8-98	10.10-70	Gaza
	Adelaide University	3.8-26	16.11-107	Sacred Heart OC		Sacred Heart OC	21.9-135	6.4-40	Adelaide University
Round 5	Broadview	5.15-45	5.9-39	Athelstone	Round 14	Athelstone	10.11-71	7.11-53	Broadview
	Broadview	17.8-110	7.7-49	Unley Mercedes Jets		Unley Mercedes Jets	10.10-70	13.9-87	Broadview
	Sacred Heart OC	17.6-108	4.8-32	Henley		Henley	5.7-37	11.9-75	Sacred Heart OC
	PHOS Camden	8.11-59	10.7-67	Adelaide University		Adelaide University	11.5-71	10.6-66	PHOS Camden
	Salisbury North	11.7-73	19.9-123	Gaza		Gaza	10.10-70	21.14-140	Salisbury North
Round 6	North Haven	9.10-64	9.6-60	Athelstone	Round 15	Athelstone	11.10-76	8.10-58	North Haven
	Henley	21.5-131	6.11-47	PHOS Camden		PHOS Camden	10.7-67	14.12-96	Henley
	Gaza	11.9-75	13.13-91	Broadview		Broadview	13.13-91	6.10-46	Gaza
	Adelaide University	9.10-64	10.16-76	Salisbury North		Salisbury North	9.15-69	8.15-63	Adelaide University
	Unley Mercedes Jets	11.9-75	15.9-99	Athelstone		Athelstone	17.9-111	4.14-38	Unley Mercedes Jets
Round 7	North Haven	10.6-66	12.8-80	Sacred Heart OC	Round 16	Sacred Heart OC	12.10-82	12.11-83	North Haven
	Salisbury North	1.8-14	14.16-100	Henley		Henley	6.17-53	8.7-55	Salisbury North
	PHOS Camden	6.13-49	9.13-67	North Haven		North Haven	11.5-71	12.9-81	PHOS Camden
	Sacred Heart OC	15.12-102	8.3-51	Athelstone		Athelstone	2.7-71	10.19-79	Sacred Heart OC
	Broadview	16.13-27	3.9-27	Adelaide University		Adelaide University	10.11-71	9.13-67	Broadview
Round 8	Unley Mercedes Jets	18.11-119	8.13-61	Gaza	Round 17	Gaza	7.5-47	8.19-67	Unley Mercedes Jets
	Adelaide University	16.12-108	9.10-64	Unley Mercedes Jets		Unley Mercedes Jets	9.7-61	13.14-92	Adelaide University
	Gaza	4.6-30	11.22-88	Athelstone		Athelstone	17.16-118	7.8-50	Gaza
	Henley	12.4-76	18.9-117	Broadview		Broadview	11.12-78	8.6-54	Henley
	North Haven	12.5-77	13.8-86	Salisbury North		Salisbury North	10.9-69	16.15-111	North Haven
Round 9	Sacred Heart OC	8.9-57	10.10-70	PHOS Camden	Round 18	PHOS Camden	4.11-35	15.14-104	Sacred Heart OC
	PHOS Camden	6.8-44	8.5-53	Athelstone		Athelstone	5.7-37	8.11-59	PHOS Camden
	Salisbury North	14.9-93	14.10-94	Sacred Heart OC		Sacred Heart OC	24.12-156	5.7-37	Salisbury North
	Broadview	16.11-107	8.9-57	North Haven		North Haven	11.14-80	7.7-49	Broadview
	Unley Mercedes Jets	7.12-54	12.13-85	Henley		Henley	12.9-81	8.8-56	Unley Mercedes Jets
Gaza	7.10-52	11.9-75	Adelaide University	Adelaide University	11.9-75	15.9-99	Gaza		

MAJOR ROUNDS

Qualifying Final

Broadview	11.16-82	6.6-42	Athelstone
-----------	----------	--------	------------

Elimination Final

North Haven	11.11-77	5.15-45	Henley
-------------	----------	---------	--------

1st Semi Final

Athelstone	9.10-64	10.11-71	North Haven
------------	---------	----------	-------------

2nd Semi Final

Sacred Heart OC	13.11-89	16.7-103	Broadview
-----------------	----------	----------	-----------

Preliminary Final

Sacred Heart OC	12.13-85	5.3-33	North Haven
-----------------	----------	--------	-------------

Grand Final

Broadview	7.11-53	6.5-41	Sacred Heart OC
-----------	---------	--------	-----------------

MEN'S DIVISION 2 RESERVES



GRAND FINAL

Broadview (5.8-38) d. PHOS Camden (4.7-31)

Best on Ground: Kaiden Coats, Broadview

Umpires:

Field – Greg Symons, Michael Williamson

Boundary – Alex McKenzie, James Underwood

Goal – Alex Scarman, Jonathan Owen

LADDER

Club	Played	Win	Loss	Draw	Bye	For	Against	%	Points
PHOS Camden	18	17	1	0	0	1800	633	284.36	34
Sacred Heart OC	18	16	2	0	0	1871	565	331.15	32
Henley	18	13	5	0	0	1509	747	202.01	26
Broadview	18	13	5	0	0	1451	979	148.21	26
Athelstone	18	9	9	0	0	1063	1085	97.97	18
Salisbury North	18	7	11	0	0	1188	1204	98.67	14
Adelaide University	18	4	14	0	0	848	1387	61.14	8
Gaza	18	4	14	0	0	946	1805	52.41	8
Unley Mercedes Jets	18	4	14	0	0	681	1920	35.47	8
North Haven	18	3	15	0	0	678	1710	39.65	6

G PALASIS MEDAL LEADERBOARD

First Name	Surname	Club	Votes
Lukas	Antoniadis	Adelaide University	16
Todd	Paparella	Sacred Heart OC	12
Sean	Prochazka	Athelstone	12
Callum	George	Broadview	12
Dary	Gluyas	Sacred Heart OC	11
Luke	Paparella	Sacred Heart OC	11
Sonny	Greagen	Salisbury North	10
Eric	Hayat	Broadview	9
Blake	Thomas	Gaza	9
Louis	Bonutto	PHOS Camden	9
Stefan	Cochrane	North Haven	9
Logan	McKinnon-Collins	Broadview	9
Jackson	Fox	Sacred Heart OC	9
Oskar	De Luca	Athelstone	8
Riley	Talbot	PHOS Camden	8
Jack	Bridgland	Sacred Heart OC	8
Michael	Rander	Athelstone	7
Will	Scadden	Broadview	7
Daniel	Nicotra	Henley	7
Jordan	Roberts	PHOS Camden	7

LEADING GOAL KICKER LEADERBOARD

First Name	Surname	Club	Goals
Jackson	Fox	Sacred Heart OC	43
Luke	Paparella	Sacred Heart OC	38
Jack	Maguire	PHOS Camden	34
Bryn	Carmody	Sacred Heart OC	32
Campbell	Mulheron	Broadview	29
Nathan	Richards	Athelstone	25
Jayden	Frankenfeld	PHOS Camden	24
Kade	Harkins	PHOS Camden	24
Johann	Einarson	Unley Mercedes Jets	24
Matt	Stones	Salisbury North	23
Ryan	Falcione	Broadview	23
Cooper	Figg	Broadview	22
Sam	Whelan	Sacred Heart OC	20
Todd	Paparella	Sacred Heart OC	19
James	Sprason	Gaza	18
Jake	Butterfield	Henley	18
Michael	Hood	Salisbury North	17
Jesse	Stevenson	Salisbury North	17
Brandan	Crosnier	Gaza	17
Caleb	Jones	Broadview	16

MINOR ROUNDS

Round 1	Henley	26.28-184	1.1-7	Gaza	Round 10	Gaza	10.5-65	12.13-85	Henley
	Adelaide University	8.8-56	13.5-83	Athelstone		Athelstone	12.14-86	4.9-33	Adelaide University
	North Haven	4.7-56	15.11-83	Unley Mercedes Jets		Unley Mercedes Jets	11.14-80	11.4-70	North Haven
	Sacred Heart OC	13.12-31	15.11-101	Broadview		Broadview	7.8-50	11.11-77	Sacred Heart OC
	PHOS Camden	16.14-110	7.3-45	Salisbury North		Salisbury North	7.4-46	11.18-84	PHOS Camden
Round 2	Unley Mercedes Jets	1.1-7	15.24-114	Sacred Heart OC	Round 11	Sacred Heart OC	16.13-109	3.6-24	Unley Mercedes Jets
	Broadview	8.5-53	14.14-98	PHOS Camden		PHOS Camden	10.16-76	7.6-48	Broadview
	Salisbury North	14.11-95	5.8-38	Athelstone		Athelstone	9.11-65	6.4-40	Salisbury North
	Gaza	7.7-49	12.14-86	North Haven		North Haven	13.9-87	7.6-48	Gaza
	Adelaide University	8.7-55	7.12-54	Henley		Henley	13.15-93	3.2-20	Adelaide University
Round 3	PHOS Camden	17.20-122	4.3-27	Unley Mercedes Jets	Round 12	Unley Mercedes Jets	1.3-9	20.22-142	PHOS Camden
	Sacred Heart OC	25.17-137	1.4-10	Gaza		Adelaide University	12.19-91	5.3-33	North Haven
	Henley	11.13-79	4.4-28	Athelstone		Gaza	6.3-39	21.6-132	Sacred Heart OC
	Salisbury North	13.7-85	14.10-94	Broadview		Athelstone	6.3-39	9.8-62	Henley
	North Haven	8.4-52	6.7-43	Adelaide University		Broadview	10.11-71	5.7-37	Salisbury North
Round 4	Henley	19.11-125	4.4-28	North Haven	Round 13	North Haven	7.1-43	12.12-84	Henley
	Unley Mercedes Jets	13.2-80	11.11-77	Salisbury North		Salisbury North	19.12-126	5.3-33	Unley Mercedes Jets
	Gaza	8.3-51	20.19-139	PHOS Camden		PHOS Camden	23.10-148	5.2-32	Gaza
	Adelaide University	4.1-25	17.12-114	Sacred Heart OC		Sacred Heart OC	15.9-99	5.1-31	Adelaide University
	Broadview	9.7-61	6.10-46	Athelstone		Athelstone	7.10-52	10.5-65	Broadview
Round 5	Broadview	18.13-121	4.3-27	Unley Mercedes Jets	Round 14	Unley Mercedes Jets	1.6-12	23.10-148	Broadview
	Sacred Heart OC	12.15-87	4.4-28	Henley		Henley	8.7-55	3.6-24	Sacred Heart OC
	PHOS Camden	16.17-113	4.1-25	Adelaide University		Adelaide University	2.3-15	17.21-123	PHOS Camden
	Salisbury North	19.12-126	9.2-56	Gaza		Gaza	13.7-85	12.7-79	Salisbury North
	North Haven	2.5-17	8.12-60	Athelstone		Athelstone	13.7-85	6.7-43	North Haven
Round 6	Henley	8.5-53	8.8-56	PHOS Camden	Round 15	PHOS Camden	10.18-78	3.7-25	Henley
	Gaza	1.4-64	11.10-76	Broadview		Broadview	15.15-105	5.3-33	Gaza
	Adelaide University	8.4-52	9.7-61	Salisbury North		Salisbury North	15.17-107	2.5-17	Adelaide University
	Unley Mercedes Jets	5.5-35	14.14-98	Athelstone		Athelstone	20.8-128	5.8-38	Unley Mercedes Jets
	North Haven	4.2-26	19.21-135	Sacred Heart OC		Sacred Heart OC	22.23-155	3.3-21	North Haven
Round 7	Salisbury North	3.7-25	13.13-91	Henley	Round 16	Henley	9.7-61	6.8-44	Salisbury North
	PHOS Camden	23.20-158	0.3-3	North Haven		North Haven	2.5-17	18.17-125	PHOS Camden
	Sacred Heart OC	23.6-144	0.3-3	Athelstone		Athelstone	7.4-46	16.17-113	Sacred Heart OC
	Broadview	11.13-79	5.5-35	Adelaide University		Adelaide University	9.4-58	13.11-89	Broadview
	Unley Mercedes Jets	8.5-53	15.12-102	Gaza		Gaza	17.16-118	4.8-32	Unley Mercedes Jets
Round 8	Adelaide University	11.5-71	3.8-26	Unley Mercedes Jets	Round 17	Unley Mercedes Jets	10.8-68	8.7-55	Adelaide University
	Gaza	4.7-31	11.16-82	Athelstone		Athelstone	9.4-58	6.13-49	Gaza
	Henley	15.11-101	5.7-37	Broadview		Broadview	12.10-82	6.5-41	Henley
	North Haven	5.11-41	12.11-83	Salisbury North		Salisbury North	9.15-69	4.9-33	North Haven
	Sacred Heart OC	7.7-49	8.6-54	PHOS Camden		PHOS Camden	8.2-50	10.9-69	Sacred Heart OC
Round 9	PHOS Camden	6.10-46	6.7-43	Athelstone	Round 18	Athelstone	3.5-23	10.18-78	PHOS Camden
	Salisbury North	5.6-36	6.18-54	Sacred Heart OC		Sacred Heart OC	21.13-139	1.1-7	Salisbury North
	Broadview	18.20-128	0.5-5	North Haven		North Haven	6.6-42	14.7-91	Broadview
	Unley Mercedes Jets	0.3-3	21.13-139	Henley		Henley	22.17-149	4.2-26	Unley Mercedes Jets
	Gaza	3.4-22	12.16-88	Adelaide University		Adelaide University	11.12-78	12.13-85	Gaza

MAJOR ROUNDS

Qualifying Final

Sacred Heart OC	6.8-44	5.6-36	Henley
-----------------	--------	--------	--------

Elimination Final

Broadview	14.6-90	4.5-29	Athelstone
-----------	---------	--------	------------

1st Semi Final

Henley	3.8-26	8.12-60	Broadview
--------	--------	---------	-----------

2nd Semi Final

PHOS Camden	11.11-77	11.7-73	Sacred Heart OC
-------------	----------	---------	-----------------

Preliminary Final

Sacred Heart OC	4.12-36	7.3-45	Broadview
-----------------	---------	--------	-----------

Grand Final

PHOS Camden	4.7-31	5.8-38	Broadview
-------------	--------	--------	-----------

MEN'S DIVISION 3

SipnSave



GRAND FINAL

Golden Grove (9.8-62) d. Edwardstown (1.5-11)

Best on Ground: Jake Pittman, Golden Grove

Umpires:

Field – Paul Smitheram, Jason Mounce

Boundary – Charlie Heritage, Archer Wilson

Goal – Simon Keir, Lee Burns

LADDER

Club	Played	Win	Loss	Draw	Bye	For	Against	%	Points
Golden Grove	18	18	0	0	0	2236	791	282.68	36
Flinders Park	18	14	4	0	0	1912	1178	162.31	28
Modbury	18	14	4	0	0	1792	1220	146.89	28
Edwardstown	18	13	5	0	0	1472	1173	125.49	26
Westminster OS	18	6	11	1	0	1472	1700	86.59	13
Schotch OC	18	6	12	0	0	1044	1537	67.92	12
SMOSH West Lakes	18	5	12	1	0	1268	1670	75.93	11
Seaton Ramblers	18	5	13	0	0	1115	1611	69.21	10
Morphettville Park	18	4	14	0	0	1198	1820	65.82	8
CBC Old Collegians	18	4	14	0	0	1112	1921	57.89	8

GS HEARD MEDAL LEADERBOARD

First Name	Surname	Club	Votes
Jake	Pitman	Golden Grove	27
Tim	Davey	Modbury	27
Nic	Schwarz	Flinders Park	23
James	Schwarz	Flinders Park	22
Joshua	Holyoak	Edwardstown	22
Sam	Fairclough	SMOSH West Lakes	19
Shane	Walker	Golden Grove	16
Oliver	Ebert	Edwardstown	14
Dakota	Nixon	Flinders Park	12
Cameron	Shenton	Golden Grove	11
Bryan	Leahy	Seaton Ramblers	11
Daniel	Kaipara	Modbury	10
Liam	Verity	Modbury	10
Matthew	Raymond	CBC Old Collegians	9
Kyle	McNaughton	Modbury	9
Johnathon	Lagonik	Scotch OC	9
George	Cornish	Edwardstown	9
Theodosi	Cotsaris	Westminster OS	8
Dane	Thompson	Morphettville Park	8
James	Craig	Westminster OS	8

LEADING GOAL KICKER LEADERBOARD

First Name	Surname	Club	Goals
Liam	Verity	Modbury	83
Justin	Hardy	Flinders Park	67
Joel	Horskins	Golden Grove	56
George	Cornish	Edwardstown	56
Aaron	Fielke	Westminster OS	55
Wyatt	Patterson	Golden Grove	46
Adam	Mahney	SMOSH West Lakes	44
Jordan	Kasianowicz	Seaton Ramblers	31
Jed	Banwell	Golden Grove	30
Edwards	Doak	Morphettville Park	29
Nathan	Hearing	Modbury	27
James	Schwarz	Flinders Park	26
Mitchell	Smart	Flinders Park	26
Chad	Barmby	Golden Grove	26
Chris	Barns	Morphettville Park	26
Alex	Barns	Morphettville Park	24
Max	Kozlik	Golden Grove	23
Jack	Horgan	Edwardstown	23
Daniel	Blythe	Flinders Park	22
Riley	Wilsdon	Westminster OS	22

MINOR ROUNDS

Round 1	Modbury	17.11-113	6.10-46	CBC Old Collegians	Round 10	CBC Old Collegians	6.7-43	10.13-73	Modbury
	Golden Grove	20.16-136	6.5-41	Scotch OC		Scotch OC	5.8-38	16.20-116	Golden Grove
	Seaton Ramblers	7.14-56	14.13-97	Edwardstown		Edwardstown	20.16-136	6.17-53	Seaton Ramblers
	Morphettville Park	13.11-89	15.11-101	SMOSH West Lakes		SMOSH West Lakes	8.10-58	13.12-90	Morphettville Park
Round 2	Westminster OS	12.7-79	12.15-87	Flinders Park	Round 11	Flinders Park	21.18-144	4.8-32	Westminster OS
	Edwardstown	10.15-75	12.12-84	Morphettville Park		Morphettville Park	10.8-68	15.13-103	Edwardstown
	Westminster OS	13.8-86	12.14-86	SMOSH West Lakes		SMOSH West Lakes	14.13-97	14.12-96	Westminster OS
	Flinders Park	7.13-55	17.6-108	Golden Grove		Golden Grove	17.14-116	11.7-73	Flinders Park
	Seaton Ramblers	14.10-94	12.7-79	CBC Old Collegians		CBC Old Collegians	14.12-96	4.7-31	Seaton Ramblers
Round 3	Scotch OC	7.9-51	22.5-137	Modbury	Round 12	Modbury	9.21-75	7.11-53	Scotch OC
	Edwardstown	11.15-81	9.11-65	Westminster OS		Westminster OS	9.3-57	15.10-100	Edwardstown
	Seaton Ramblers	11.11-77	10.12-72	Scotch OC		Scotch OC	9.10-64	8.8-56	Seaton Ramblers
	Morphettville Park	12.13-85	20.7-127	CBC Old Collegians		CBC Old Collegians	11.10-76	7.9-51	Morphettville Park
	Golden Grove	19.10-124	11.14-80	Modbury		Modbury	7.13-55	13.14-92	Golden Grove
Round 4	Flinders Park	15.10-100	9.6-60	SMOSH West Lakes	Round 13	SMOSH West Lakes	8.8-56	19.21-135	Flinders Park
	Modbury	15.12-102	6.11-47	Seaton Ramblers		Seaton Ramblers	8.6-54	15.9-99	Modbury
	Edwardstown	10.13-73	8.5-53	Flinders Park		Flinders Park	14.11-95	8.4-52	Edwardstown
	CBC Old Collegians	10.8-68	25.16-166	Westminster OS		Westminster OS	16.18-114	10.9-69	CBC Old Collegians
	Scotch OC	10.11-71	9.13-67	Morphettville Park		Morphettville Park	8.11-59	11.9-75	Scotch OC
Round 5	SMOSH West Lakes	9.6-60	18.14-122	Golden Grove	Round 14	Golden Grove	29.11-185	3.5-23	SMOSH West Lakes
	SMOSH West Lakes	5.15-45	6.14-50	Edwardstown		Edwardstown	7.9-51	5.19-49	SMOSH West Lakes
	Morphettville Park	11.12-78	23.10-148	Modbury		Modbury	24.20-164	3.4-22	Morphettville Park
	Westminster OS	12.12-84	12.9-81	Scotch OC		Scotch OC	8.9-57	12.10-82	Westminster OS
	Flinders Park	20.11-131	7.3-45	CBC Old Collegians		CBC Old Collegians	8.5-53	22.13-145	Flinders Park
Round 6	Golden Grove	21.11-137	7.3-45	Seaton Ramblers	Round 15	Seaton Ramblers	5.2-32	10.19-79	Golden Grove
	Modbury	17.10-112	16.5-101	Westminster OS		Westminster OS	12.15-87	16.10-106	Modbury
	CBC Old Collegians	12.13-85	19.14-128	SMOSH West Lakes		SMOSH West Lakes	21.17-143	13.5-83	CBC Old Collegians
	Scotch OC	8.7-55	9.11-65	Flinders Park		Flinders Park	27.14-176	5.4-34	Scotch OC
	Edwardstown	4.14-38	19.17-131	Golden Grove		Golden Grove	18.6-114	7.9-51	Edwardstown
Round 7	Seaton Ramblers	11.16-82	6.6-42	Morphettville Park	Round 16	Morphettville Park	10.7-67	9.11-65	Seaton Ramblers
	Flinders Park	17.17-119	12.3-75	Modbury		Modbury	15.18-108	9.13-67	Flinders Park
	Westminster OS	14.5-89	14.12-96	Seaton Ramblers		Seaton Ramblers	11.13-79	13.11-89	Westminster OS
	Golden Grove	17.19-121	8.7-55	Morphettville Park		Morphettville Park	4.8-32	19.15-129	Golden Grove
	SMOSH West Lakes	8.8-56	10.10-70	Scotch OC		Scotch OC	8.9-57	4.5-29	SMOSH West Lakes
Round 8	Edwardstown	15.12-102	9.10-64	CBC Old Collegians	Round 17	CBC Old Collegians	5.4-34	20.17-137	Edwardstown
	Scotch OC	9.6-60	17.13-115	Edwardstown		Edwardstown	13.23-101	4.8-32	Scotch OC
	CBC Old Collegians	3.5-23	19.11-125	Golden Grove		Golden Grove	23.12-150	2.3-15	CBC Old Collegians
	Modbury	19.16-130	12.6-78	SMOSH West Lakes		SMOSH West Lakes	6.12-48	16.6-102	Modbury
	Seaton Ramblers	9.7-61	18.17-125	Flinders Park		Flinders Park	12.15-87	8.0-48	Seaton Ramblers
Round 9	Morphettville Park	17.11-113	14.10-94	Westminster OS	Round 18	Westminster OS	11.10-76	10.13-73	Morphettville Park
	Westminster OS	8.7-55	18.8-116	Golden Grove		Golden Grove	19.21-135	3.2-20	Westminster OS
	SMOSH West Lakes	12.13-85	9.9-63	Seaton Ramblers		Morphettville Park	14.11-95	24.16-160	Flinders Park
	Edwardstown	12.12-84	11.4-70	Modbury		Seaton Ramblers	11.10-76	9.12-66	SMOSH West Lakes
	CBC Old Collegians	13.6-84	9.14-68	Scotch OC		Modbury	6.7-43	3.8-26	Edwardstown
	Flinders Park	14.11-95	4.4-28	Morphettville Park	Scotch OC	9.11-65	3.4-22	CBC Old Collegians	

MAJOR ROUNDS

Qualifying Final

Flinders Park	11.10-76	10.13-73	Modbury
---------------	----------	----------	---------

1st Semi Final

Modbury	7.8-50	12.16-88	Edwardstown
---------	--------	----------	-------------

Preliminary Final

Flinders Park	6.17-53	18.5-113	Edwardstown
---------------	---------	----------	-------------

Elimination Final

Edwardstown	10.14-74	7.5-47	Westminster OS
-------------	----------	--------	----------------

2nd Semi Final

Golden Grove	13.9-87	7.16-58	Flinders Park
--------------	---------	---------	---------------

Grand Final

Golden Grove	9.8-62	1.5-11	Edwardstown
--------------	--------	--------	-------------

MEN'S DIVISION 3 RESERVES

SipnSave



GRAND FINAL

Golden Grove (13.8-86) d. Edwardstown (5.8-38)

Best on Ground: Alexander Lim, Golden Grove

Umpires:

Field – Luke Harrington, Matthew Jacques

Boundary – Scott McKenzie, Aden Macpherson

Goal – Jason Collard, Noah Spence

LADDER

Club	Played	Win	Loss	Draw	Bye	For	Against	%	Points
Golden Grove	18	17	1	0	0	2251	401	561.35	34
Flinders Park	18	15	3	0	0	1755	725	242.07	30
Edwardstown	18	15	3	0	0	1854	802	231.17	30
SMOSH West Lakes	18	11	7	0	0	1383	953	145.12	22
Modbury	18	10	7	1	0	447	1026	141.03	21
Scotch OC	18	9	8	1	0	1386	959	144.53	19
Seaton Ramblers	18	6	12	0	0	651	1846	35.27	12
Westminster OS	18	4	14	0	0	765	1593	48.02	8
Morphettville Park	18	2	16	0	0	730	1930	37.82	4
CBC Old Collegians	18	0	17	0	0	445	2432	18.30	0

DG MCKAY MEDAL LEADERBOARD

First Name	Surname	Club	Votes
Alex	Stearne	Flinders Park	27
Martin	Neddermeyer	Edwardstown	17
Brad	Morris	Golden Grove	13
Dom	Papazoglov	Westminster OS	13
Mark	Bourne	Scotch OC	13
Ryan	Kamenic	Modbury	12
Macx	Teague	Flinders Park	12
Harry	Parker	Edwardstown	12
Jake	Macro	Flinders Park	12
Alexander	Lim	Golden Grove	11
Brad	Sumner	Golden Grove	11
Shane	Scudds	Golden Grove	11
Sean	Adams	Golden Grove	10
Jacob	Spark	SMOSH West Lakes	9
Michael	Sara	Westminster OS	9
Matt	Smith	Edwardstown	9
Dylan	Wall	Golden Grove	8
Luke	Malcolm	Golden Grove	8
William	Nayou	Seaton Ramblers	7
Brandon	Mu	SMOSH West Lakes	6

LEADING GOAL KICKER LEADERBOARD

First Name	Surname	Club	Goals
Harry	Parker	Edwardstown	79
Macx	Teague	Flinders Park	72
Kane	Blades	Golden Grove	40
Will	Dissel	Golden Grove	37
Steven	Willment	Modbury	34
Sean	Adams	Golden Grove	28
Corey	Phillis	Edwardstown	27
Nick	Gaudio	Golden Grove	25
Mitchell	White	Edwardstown	23
Adam	Fazzalari	Flinders Park	23
Jacob	Spark	SMOSH West Lakes	22
Thomas	Freeman	Scotch OC	21
Matthew	White	Edwardstown	20
James	Parker	Edwardstown	20
Dylan	Wall	Golden Grove	19
Dylan	Occhiuto	Modbury	19
Harrison	Roe	Modbury	18
Blake	Jarman	Flinders Park	18
Lachlan	Fairall	Flinders Park	18
Rhett	Davis	Edwardstown	17

MINOR ROUNDS

Round 1	Modbury	28.13-181	2.2-14	CBC Old Collegians	Round 10	CBC Old Collegians	9.8-62	15.11-101	Modbury
	Golden Grove	11.16-82	3.1-19	Scotch OC		Scotch OC	7.1-43	17.11-113	Golden Grove
	Seaton Ramblers	7.9-51	19.13-127	Edwardstown		Edwardstown	32.18-210	0.2-2	Seaton Ramblers
	Morphettville Park	8.3-51	18.11-119	SMOSH West Lakes		SMOSH West Lakes	16.11-107	4.4-28	Morphettville Park
	Westminster OS	5.11-41	14.8-92	Flinders Park		Flinders Park	16.8-104	5.3-33	Westminster OS
Round 2	Edwardstown	12.17-89	7.4-46	Morphettville Park	Round 11	Morphettville Park	7.5-47	19.13-127	Edwardstown
	Westminster OS	3.7-25	9.12-66	SMOSH West Lakes		SMOSH West Lakes	21.15-141	1.1-7	Westminster OS
	Flinders Park	6.5-41	16.8-104	Golden Grove		Golden Grove	6.12-48	9.5-59	Flinders Park
	Seaton Ramblers	8.9-57	7.7-49	CBC Old Collegians		CBC Old Collegians	6.4-40	12.14-86	Seaton Ramblers
	Scotch OC	9.15-69	10.9-69	Modbury		Modbury	12.10-82	5.3-33	Scotch OC
Round 3	Edwardstown	15.19-109	2.3-15	Westminster OS	Round 12	Westminster OS	3.3-21	19.15-129	Edwardstown
	Seaton Ramblers	2.2-14	19.20-134	Scotch OC		Scotch OC	12.9-81	6.3-39	Seaton Ramblers
	Morphettville Park	15.12-102	5.4-34	CBC Old Collegians		CBC Old Collegians	9.7-61	12.8-80	Morphettville Park
	Golden Grove	15.13-103	3.8-26	Modbury		Modbury	6.4-40	11.11-77	Golden Grove
	Flinders Park	11.12-78	2.7-19	SMOSH West Lakes		SMOSH West Lakes	5.5-35	17.3-105	Flinders Park
Round 4	Modbury	22.18-150	0.0-0	Seaton Ramblers	Round 13	Seaton Ramblers	4.10-34	16.14-110	Modbury
	Edwardstown	10.9-69	7.9-51	Flinders Park		Flinders Park	9.14-68	4.9-33	Edwardstown
	CBC Old Collegians	4.6-30	17.10-112	Westminster OS		Westminster OS	14.13-97	3.6-24	CBC Old Collegians
	Scotch OC	13.11-89	1.4-10	Morphettville Park		Morphettville Park	9.11-65	14.10-94	Scotch OC
	SMOSH West Lakes	3.2-20	17.8-110	Golden Grove		Golden Grove	17.20-122	0.2-2	SMOSH West Lakes
Round 5	SMOSH West Lakes	4.10-34	10.10-70	Edwardstown	Round 14	Edwardstown	11.10-76	8.7-55	SMOSH West Lakes
	Morphettville Park	8.6-54	14.15-99	Modbury		Modbury	9.7-61	6.6-42	Morphettville Park
	Westminster OS	3.10-28	15.8-98	Scotch OC		Scotch OC	22.16-148	5.5-35	Westminster OS
	Flinders Park	22.12-144	5.1-31	CBC Old Collegians		CBC Old Collegians	0.4-4	24.19-163	Flinders Park
	Golden Grove	26.25-181	0.0-0	Seaton Ramblers		Seaton Ramblers	4.3-27	18.14-122	Golden Grove
Round 6	Modbury	19.12-126	6.3-39	Westminster OS	Round 15	Westminster OS	4.8-32	14.9-93	Modbury
	CBC Old Collegians	4.1-25	30.17-197	SMOSH West Lakes		SMOSH West Lakes	23.19-157	1.2-8	CBC Old Collegians
	Scotch OC	14.9-93	4.9-33	Flinders Park		Flinders Park	14.11-95	9.8-62	Scotch OC
	Edwardstown	7.8-50	16.5-101	Golden Grove		Golden Grove	13.14-92	7.6-48	Edwardstown
	Seaton Ramblers	11.15-81	5.7-37	Morphettville Park		Morphettville Park	7.12-54	9.13-67	Seaton Ramblers
Round 7	Flinders Park	13.8-86	3.9-27	Modbury	Round 16	Modbury	8.10-58	11.15-81	Flinders Park
	Westminster OS	7.3-45	7.8-50	Seaton Ramblers		Seaton Ramblers	9.12-66	8.5-53	Westminster OS
	Golden Grove	38.12-240	0.1-1	Morphettville Park		Morphettville Park	0.6-6	31.15-201	Golden Grove
	SMOSH West Lakes	10.7-67	6.2-38	Scotch OC		Scotch OC	6.8-44	6.9-45	SMOSH West Lakes
	Edwardstown	24.28-172	3.1-19	CBC Old Collegians		CBC Old Collegians	1.1-7	34.19-223	Edwardstown
Round 8	Scotch OC	6.6-42	12.7-79	Edwardstown	Round 17	Edwardstown	9.13-67	7.13-55	Scotch OC
	CBC Old Collegians	0 (Forfeit)	10.0-60	Golden Grove		Golden Grove	39.22-256	0.1-1	CBC Old Collegians
	Modbury	10.8-68	9.4-58	SMOSH West Lakes		SMOSH West Lakes	10.6-66	9.6-60	Modbury
	Seaton Ramblers	6.3-39	12.14-86	Flinders Park		Flinders Park	26.16-172	0.0-0	Seaton Ramblers
	Morphettville Park	6.10-46	11.15-81	Westminster OS		Westminster OS	12.11-83	4.8-32	Morphettville Park
Round 9	Westminster OS	2.3-15	17.9-111	Golden Grove	Round 18	Golden Grove	19.14-128	0.3-3	Westminster OS
	SMOSH West Lakes	6.16-52	3.3-21	Seaton Ramblers		Morphettville Park	3.4-22	20.23-143	Flinders Park
	Edwardstown	16.7-103	11.6-72	Modbury		Seaton Ramblers	2.5-17	11.11-143	SMOSH West Lakes
	CBC Old Collegians	4.4-28	15.11-101	Scotch OC		Modbury	3.6-24	10.13-73	Edwardstown
	Flinders Park	23.16-154	1.1-1	Morphettville Park		Scotch OC	21.17-143	1.2-8	CBC Old Collegians

MAJOR ROUNDS

Qualifying Final

Flinders Park	7.11-53	6.6-42	Edwardstown
---------------	---------	--------	-------------

Elimination Final

SMOSH West Lakes	10.6-66	10.3-63	Modbury
------------------	---------	---------	---------

1st Semi Final

Edwardstown	9.5-59	7.2-44	SMOSH West Lakes
-------------	--------	--------	------------------

2nd Semi Final

Golden Grove	12.8-80	5.4-34	Flinders Park
--------------	---------	--------	---------------

Preliminary Final

Flinders Park	8.13-61	8.14-62	Edwardstown
---------------	---------	---------	-------------

Grand Final

Golden Grove	13.8-86	5.8-38	Edwardstown
--------------	---------	--------	-------------

MEN'S DIVISION 4



GRAND FINAL

Pembroke OS (19.58-119) d. Hope Valley (9.6-60)

Best on Ground: Maximilian Thring, Pembroke OS

Umpires:

Field – Beau Girdham, Paul Smith

Boundary – Edward Milsom, Mark Preece

Goal – Chris Adey, Nicholas Rogers

LADDER

Club	Played	Win	Loss	Draw	Bye	For	Against	%	Points
Pembroke OS	18	14	4	0	0	1691	1299	130.18	28
Plympton	18	13	5	0	0	1883	1019	184.79	26
Hope Valley	18	12	5	1	0	1708	1380	123.77	25
Pooraka	18	12	6	0	0	1718	1302	131.95	24
Walkerville	18	10	8	0	0	1650	1596	103.38	20
Mitcham	18	8	9	1	0	1572	1569	107.01	17
Portland	18	7	9	0	0	1551	1893	81.93	16
Kenilworth	18	7	11	0	0	1327	1619	81.96	14
Woodville South	18	4	14	0	0	1513	1859	81.39	8
Pulteney	18	1	16	0	0	1065	2242	47.50	2

JW SCHULTZ MEDAL LEADERBOARD

First Name	Surname	Club	Votes
Frank	Timpano	Pooraka	24
Mark	Evans	Pembroke OS	19
Daniel	Nobes	Hope Valley	17
Terrance	Milera	Portland	16
Sam	Scott	Kenilworth	16
Sean	Kuerschner	Walkerville	15
Stuart	Taverner	Plympton	15
Mathew	Rankine	Pooraka	15
Machok	Garang	Hope Valley	14
Adam	Proud	Walkerville	13
Lonnie	Hampton	Plympton	13
Joshua	Hand	Hope Valley	13
Simon	Tucker	Mitcham	11
Alex	Forster	Pembroke OS	11
Isiah	Place	Mitcham	10
Adam	Zeni	Pembroke OS	10
Ronald	Rankine	Pembroke OS	10
Patrick	Newman	Pooraka	9
Tommy-Lee	Russo	Woodville South	9
Matthew	Nielsen	Pulteney	9

LEADING GOAL KICKER LEADERBOARD

First Name	Surname	Club	Goals
Daniel	Nobes	Hope Valley	84
Alex	Forster	Pembroke OS	81
Adam	Proud	Walkerville	77
Maxwell	Smyth	Mitcham	73
Lindsay	Thomas	Portland	70
Tommy-Lee	Russo	Woodville South	68
Zac	Peake	Plympton	49
Myles	Crump	Kenilworth	47
Cameron	Bell	Woodville South	42
Ian	Milera	Portland	41
Jesse	Whinnen	Pulteney	38
Ronald	Rankine	Pooraka	38
Terrance	Milera	Portland	35
Mark	Evans	Pembroke OS	35
Matthew	Min	Hope Valley	34
Jake	Seadon	Plympton	30
Tom	Evans	Pembroke OS	29
Jayke	Hellmanns	Hope Valley	29
Lucas	Spiniello	Mitcham	28
Jack	Donkersley	Plympton	28

MINOR ROUNDS

Round 1	Hope Valley	9.21-75	12.8-80	Pembroke OS	Round 10	Pembroke OS	9.16-70	7.10-52	Hope Valley
	Portland	16.11-107	7.8-50	Pulteney		Pulteney	11.13-79	16.13-109	Portland
	Walkerville	14.13-97	18.9-117	Kenilworth		Kenilworth	9.8-79	12.9-81	Walkerville
	Pooraka	18.8-116	10.11-71	Woodville South		Woodville South	12.6-62	15.21-111	Pooraka
Round 2	Plympton	11.10-76	10.8-68	Mitcham	Round 11	Mitcham	8.10-58	12.10-82	Plympton
	Woodville South	11.10-76	17.9-111	Hope Valley		Hope Valley	15.16-106	12.9-81	Woodville South
	Pembroke OS	17.9-111	12.10-82	Plympton		Plympton	14.22-106	6.3-39	Pembroke OS
	Walkerville	28.12-180	13.10-88	Mitcham		Portland	15.5-95	13.16-94	Kenilworth
	Pulteney	13.7-85	21.14-140	Pooraka		Pooraka	27.8-170	9.5-59	Pulteney
Round 3	Kenilworth	13.10-88	21.6-132	Portland	Round 12	Mitcham	19.8-122	8.3-51	Walkerville
	Plympton	15.13-103	12.12-84	Woodville South		Woodville South	3.5-23	20.12-132	Plympton
	Pooraka	12.19-91	7.5-47	Kenilworth		Kenilworth	9.6-60	7.9-51	Pooraka
	Hope Valley	9.3-57	0 (Forfeit)	Pulteney		Portland	9.8-62	9.13-67	Walkerville
	Walkerville	20.16-136	15.3-93	Portland		Pulteney	13.17-95	26.8-164	Hope Valley
Round 4	Mitcham	9.5-59	13.15-93	Pembroke OS	Round 13	Pembroke OS	10.8-68	12.4-76	Mitcham
	Portland	13.11-89	9.18-72	Pooraka		Plympton	32.30-222	4.6-30	Pulteney
	Woodville South	20.18-138	6.13-49	Mitcham		Hope Valley	21.7-133	5.11-41	Kenilworth
	Pulteney	6.6-42	24.13-157	Plympton		Pooraka	16.11-107	7.6-48	Portland
	Kenilworth	5.7-37	16.14-110	Hope Valley		Mitcham	19.18-132	10.7-67	Woodville South
Round 5	Walkerville	21.22-148	8.8-56	Pembroke OS	Round 14	Pembroke OS	13.17-95	9.15-69	Walkerville
	Pembroke OS	16.9-105	6.10-46	Woodville South		Pulteney	4.3-27	24.11-155	Mitcham
	Hope Valley	15.14-104	16.8-104	Portland		Woodville South	9.5-59	15.8-98	Pembroke OS
	Plympton	13.17-95	5.7-37	Kenilworth		Kenilworth	10.5-65	14.14-98	Plympton
	Mitcham	19.14-128	8.9-57	Pulteney		Portland	15.5-95	22.15-147	Hope Valley
Round 6	Walkerville	17.10-112	10.13-73	Pooraka	Round 15	Pooraka	21.11-137	9.10-64	Walkerville
	Pulteney	6.0-36	15.7-97	Pembroke OS		Plympton	32.15-207	3.7-25	Portland
	Portland	8.7-55	16.13-109	Plympton		Pembroke OS	22.10-142	7.16-58	Pulteney
	Kenilworth	11.10-76	9.10-64	Mitcham		Mitcham	14.13-97	10.11-71	Kenilworth
	Walkerville	17.16-118	15.11-101	Woodville South		Woodville South	14.16-100	19.11-125	Walkerville
Round 7	Pooraka	26.12-168	6.7-43	Hope Valley	Round 16	Hope Valley	17.13-115	12.13-85	Pooraka
	Mitcham	13.18-96	14.14-98	Portland		Pulteney	14.7-91	18.15-123	Woodville South
	Plympton	10.17-77	5.11-41	Pooraka		Pooraka	9.8-62	8.10-58	Plympton
	Walkerville	10.10-70	10.13-73	Hope Valley		Hope Valley	19.13-127	8.12-60	Walkerville
	Pembroke OS	16.13-109	8.10-58	Kenilworth		Kenilworth	11.6-72	18.10-118	Pembroke OS
Round 8	Woodville South	20.6-126	11.10-76	Pulteney	Round 17	Portland	14.10-94	13.16-94	Mitcham
	Kenilworth	21.14-140	8.10-58	Woodville South		Woodville South	10.14-74	10.16-76	Kenilworth
	Walkerville	17.13-115	16.8-104	Pulteney		Pulteney	8.12-60	6.8-44	Walkerville
	Portland	12.8-80	17.14-116	Pembroke OS		Pembroke OS	17.17-119	15.5-95	Portland
	Pooraka	11.13-79	7.7-49	Mitcham		Mitcham	10.12-72	12.15-87	Pooraka
Round 9	Hope Valley	13.10-88	13.9-87	Plympton	Round 18	Plympton	9.12-66	11.12-78	Hope Valley
	Walkerville	10.12-72	8.7-55	Plympton		Plympton	9.17-71	6.5-41	Walkerville
	Mitcham	9.13-67	7.12-54	Hope Valley		Hope Valley	10.11-71	15.8-98	Mitcham
	Pembroke OS	19.15-129	9.12-66	Pooraka		Pooraka	8.14-62	7.4-46	Pembroke OS
	Woodville South	18.10-118	9.12-66	Portland		Portland	16.8-104	12.18-90	Woodville South
	Pulteney	7.7-49	12.10-82	Kenilworth		Kenilworth	16.8-104	9.13-67	Pulteney

MAJOR ROUNDS

Qualifying Final			
Plympton	14.11-95	8.9-57	Hope Valley

1st Semi Final			
Hope Valley	10.14-74	10.13-73	Pooraka

Preliminary Final			
Plympton	9.4-58	11.11-77	Hope Valley

Elimination Final			
Pooraka	18.8-116	8.9-57	Walkerville

2nd Semi Final			
Pembroke OS	7.9-51	4.15-39	Plympton

Grand Final			
Pembroke OS	19.5-119	9.6-60	Hope Valley

MEN'S DIVISION 4 RESERVES

9NEWS



GRAND FINAL

Plympton (7.6-48) d. Pembroke OS (4.3-27)

Best on Ground: Brodie Clark, Plympton

Umpires:

Field – Emmanuel Irra, Iggy Mareolas

Boundary – Thomas Hennessy, Guido Porcaro

Goal – Bruce Amos, Grant Potter

LADDER

Club	Played	Win	Loss	Draw	Bye	For	Against	%	Points
Plympton	18	18	0	0	0	2178	517	421.28	32
Pembroke OS	18	15	3	0	0	1686	772	218.39	30
Walkerville	18	13	5	0	0	1484	713	208.13	26
Woodville South	18	12	6	0	0	1458	940	155.11	24
Mitcham	18	10	8	0	0	1283	1117	114.86	20
Pooraka	18	8	10	0	0	1207	1416	85.24	16
Hope Valley	17	6	11	0	0	992	1243	79.81	13
Kenilworth	18	5	12	0	0	820	1227	66.83	10
Portland	18	2	16	0	0	677	2182	31.03	4
Pulteney	17	0	18	0	0	408	2066	19.75	0

RB LAMBERT MEDAL LEADERBOARD

First Name	Surname	Club	Votes
Daniel	De Lawyer	Kenilworth	19
Fred	McClure	Pembroke OS	16
Cory	Selfe	Plympton	15
Jake	Seadon	Plympton	14
Brodie	Clark	Plympton	12
Tyler	Wall-Waddell	Woodville South	11
Sebastian	Burford	Hope Valley	10
Joshua	Zoanetti	Pembroke OS	9
Darcy	Lillecrapp	Mitcham	9
Levi	Francis	Walkerville	8
Kanesh	Sivashankar	Pembroke OS	8
Cameron	Burr	Walkerville	8
Tom	Duffy	Pembroke OS	8
Angus	Buck	Pooraka	7
Nick	Worrall	Pembroke OS	7
Chris	Moran	Pembroke OS	7
Nick	Martin	Hope Valley	6
Scott	Medhurst	Plympton	6
Wilson	Otto	Plympton	6
Mario	Casazza	Woodville South	6

LEADING GOAL KICKER LEADERBOARD

First Name	Surname	Club	Goals
Sam	Prior	Mitcham	62
Jake	Seadon	Plympton	56
Jye	Newcomb-Wells	Plympton	38
Marcus	Nudo	Pooraka	36
Fred	McClure	Pembroke OS	32
Mario	Casazza	Woodville South	31
James	Milera	Portland	25
Joshua	Cornolo	Walkerville	25
Nick	Bentley	Pembroke OS	24
Luke	McCormick-Smith	Pooraka	24
Tom	Duffy	Pembroke OS	23
Giorgio	Kastrappi	Plympton	23
Aren	Mattschoss	Hope Valley	21
Sebastian	Braim	Plympton	21
Joshua	Zoanetti	Pembroke OS	20
Sebastian	Nowicki	Woodville South	20
Jonathon	Lewis	Pooraka	19
Lee	Duggan	Hope Valley	19
Oscar	Switala	Pembroke OS	18
James	Boston	Walkerville	18

MINOR ROUNDS

Round 1	Hope Valley	9.5-59	11.10-76	Pembroke OS	Round 10	Pembroke OS	16.6-102	3.10-28	Hope Valley
	Portland	13.13-91	10.8-68	Pulteney		Pulteney	8.8-56	10.10-70	Portland
	Walkerville	14.15-99	0.5-5	Kenilworth		Kenilworth	5.8-38	7.9-51	Walkerville
	Pooraka	4.4-28	12.8-80	Woodville South		Woodville South	7.13-55	12.9-81	Pooraka
Round 2	Plympton	21.18-144	3.2-20	Mitcham	Round 11	Mitcham	7.3-45	13.14-92	Plympton
	Woodville South	11.17-83	2.0-12	Hope Valley		Hope Valley	6.11-47	14.16-100	Woodville South
	Pembroke OS	8.10-58	16.5-101	Plympton		Plympton	17.12-114	5.5-35	Pembroke OS
	Walkerville	11.10-76	5.2-32	Mitcham		Portland	6.58-41	6.13-49	Kenilworth
	Pulteney	5.1-31	21.23-149	Pooraka		Pooraka	21.14-140	9.5-59	Pulteney
Round 3	Kenilworth	11.13-79	6.2-38	Portland	Round 12	Mitcham	6.4-40	9.12-66	Walkerville
	Plympton	18.8-116	4.11-35	Woodville South		Woodville South	10.3-63	12.12-84	Plympton
	Pooraka	8.8-56	10.9-69	Kenilworth		Kenilworth	2.8-20	12.15-87	Pooraka
	Hope Valley	Cancelled	Cancelled	Pulteney		Portland	4.4-28	23.16-154	Walkerville
	Walkerville	21.16.142	5.3-33	Portland		Pulteney	3.3-28	18.18-126	Hope Valley
Round 4	Mitcham	3.17-35	14.13-97	Pembroke OS	Round 13	Pembroke OS	17.11-113	9.4-58	Mitcham
	Portland	10.3-63	24.9-153	Pooraka		Plympton	16.4-100	0 (Forfeit)	Pulteney
	Woodville South	12.12-84	8.4-52	Mitcham		Hope Valley	3.1-19	0 (Forfeit)	Kenilworth
	Pulteney	0.1-1	34.16-220	Plympton		Pooraka	13.9-87	8.3-51	Portland
	Kenilworth	4.6-30	14.12-96	Hope Valley		Mitcham	12.6-78	8.7-55	Woodville South
Round 5	Walkerville	6.10-46	11.5-71	Pembroke OS	Round 14	Pembroke OS	5.4-34	10.11-71	Walkerville
	Pembroke OS	10.10-70	4.5-29	Woodville South		Pulteney	0 (Forfeit)	16.4-100	Mitcham
	Hope Valley	20.10-130	4.5-29	Portland		Woodville South	6.10-46	8.9-57	Pembroke OS
	Plympton	13.10-88	4.5-29	Kenilworth		Kenilworth	0.3-3	21.17-143	Plympton
	Mitcham	10.8-68	6.5-41	Pulteney		Portland	3.7-25	16.9-105	Hope Valley
Round 6	Walkerville	15.11-101	4.7-31	Pooraka	Round 15	Pooraka	3.5-23	16.16-112	Walkerville
	Pulteney	0 (Forfeit)	16.4-100	Pembroke OS		Plympton	28.25-193	2.1-13	Portland
	Portland	8.4-52	20.19-139	Plympton		Pembroke OS	29.10-184	5.7-37	Pulteney
	Kenilworth	9.6-60	10.7-67	Mitcham		Mitcham	11.14-80	6.5-41	Kenilworth
	Walkerville	8.10-58	9.9-63	Woodville South		Woodville South	8.6-54	7.11-53	Walkerville
Round 7	Pooraka	11.12-78	3.7-25	Hope Valley	Round 16	Hope Valley	16.14-110	10.8-68	Pooraka
	Mitcham	22.17-149	5.8-38	Portland		Pulteney	2.7-19	18.19-127	Woodville South
	Plympton	18.19-127	5.7-37	Pooraka		Pooraka	5.4-34	22.6-138	Plympton
	Walkerville	16.9-105	7.11-53	Hope Valley		Hope Valley	8.10-58	16.8-104	Walkerville
	Pembroke OS	17.14-116	8.0-48	Kenilworth		Kenilworth	5.7-37	11.7-73	Pembroke OS
Round 8	Woodville South	28.15-183	2.4-16	Pulteney	Round 17	Portland	2.4-16	22.24-156	Mitcham
	Kenilworth	7.6-48	9.12-66	Woodville South		Woodville South	13.9-87	6.10-46	Kenilworth
	Walkerville	10.10-70	2.1-13	Pulteney		Pulteney	4.2-26	17.18-120	Walkerville
	Portland	2.0-12	19.18-132	Pembroke OS		Pembroke OS	20.22-142	0.2-2	Portland
	Pooraka	11.10-76	8.7-55	Mitcham		Mitcham	13.16-94	4.6-30	Pooraka
Round 9	Hope Valley	3.6-24	17.12-114	Plympton	Round 18	Plympton	23.16-154	2.0-12	Hope Valley
	Walkerville	2.3-15	6.10-46	Plympton		Plympton	10.5-65	5.11-41	Walkerville
	Mitcham	10.7-67	4.12-36	Hope Valley		Hope Valley	7.10-52	13.9-87	Mitcham
	Pembroke OS	7.13-55	5.6-36	Pooraka		Pooraka	2.1-13	25.21-171	Pembroke OS
	Woodville South	19.13-127	5.6-36	Portland		Portland	6.3-39	19.7-121	Woodville South
	Pulteney	3.1-19	14.21-105	Kenilworth		Kenilworth	16.17-113	0.1-1	Pulteney

MAJOR ROUNDS

Qualifying Final			
Pembroke OS	7.5-47	4.8-32	Walkerville
1st Semi Final			
Walkerville	12.8-80	6.3-39	Woodville South
Preliminary Final			
Pembroke OS	8.4-52	7.9-51	Walkerville

Elimination Final			
Woodville South	14.6-90	10.4-64	Mitcham
2nd Semi Final			
Plympton	8.9-57	7.5-47	Pembroke OS
Grand Final			
Plympton	7.6-48	4.3-27	Pembroke OS

MEN'S DIVISION 5



GRAND FINAL

Hectorville (12.7-79) d. Lockleys (8.8-56)

Best on Ground: Jake Mazzone, Hectorville

Umpires:

Field – Dennis Cester, Richard Williams

Boundary – Daniel Milne, Wayne Scarman

Goal – Jason Rigg, Samuel Turner

LADDER

Club	Played	Win	Loss	Draw	Bye	For	Against	%	Points
Lockleys	18	17	1	0	0	2450	1057	231.79	34
Hectorville	18	15	3	0	0	1763	922	191.21	30
Gepps Cross	18	12	6	0	0	1806	1281	140.98	24
Colonel Light Gardens	18	10	7	1	0	1720	1466	117.33	21
Eastern Park	18	10	8	0	0	1999	1518	131.69	20
Kilburn	18	9	8	1	0	1599	1723	92.80	19
Elizabeth	18	9	9	0	0	1523	1627	93.61	18
Blackfriars OS	18	5	13	0	0	1326	1850	71.68	10
St Pauls OS	18	2	16	0	0	1153	2216	52.03	4
Salisbury	18	0	18	0	0	768	2447	31.39	0

JB DICKER MEDAL LEADERBOARD

First Name	Surname	Club	Votes
Ben	Haren	Lockleys	25
Jake	Mazzone	Hectorville	25
Daniel	Mason	Gepps Cross	25
Josh	van Kempen	Colonel Light Gardens	24
Joel	Foster	Elizabeth	21
Chris	Knapp	Eastern Park	20
Jayden	Davison	Kilburn	18
Joshua	Fazzalari	Lockleys	17
Matthew	McDonough	Lockleys	17
Matthew	Brincat	Blackfriars OS	16
Raymond	Hedland	Kilburn	14
Francesco	Marafioti	Blackfriars OS	12
Lachlan	Flaco	Hectorville	11
Jak	Goudman-Glasson	Hectorville	11
Matthew	Sawilski	Elizabeth	10
Matthew	Fregona	Gepps Cross	10
Graham	Hampton	Lockleys	9
Stephen	James	Gepps Cross	9
William	Thwaites	Hectorville	9
Alex	Tuckwell	Eastern Park	9

LEADING GOAL KICKER LEADERBOARD

First Name	Surname	Club	Goals
Ben	Haren	Lockleys	104
Shawn	Mansell	Eastern Park	70
Jak	Goudman-Glasson	Hectorville	69
Jarad	Clinton	Elizabeth	60
Graham	Hampton	Gepps Cross	58
Paul	McInterney	Colonel Light Gardens	58
Matt	Ransom	Lockleys	44
Giuseppe	Vellotti	Blackfriars OS	43
Henry	Johnson	Lockleys	40
Raymond	Hedland	Kilburn	36
Ben	McMullen	Eastern Park	36
Nicholas	Patterson	Colonel Light Gardens	36
Tom	Smith	Hectorville	33
Steven	Clark	Gepps Cross	32
Jake	Mazzone	Hectorville	32
Mark	McCallum	Kilburn	32
Lachlan	Falco	Hectorville	31
Robert	Kovacic	Eastern Park	31
Ben	Lennon	St Pauls OS	31
Andrew	Mcwhirter	Blackfriars OS	28

MINOR ROUNDS

Round 1	Hectorville	9.18-72	8.11-59	Lockleys	Round 10	Blackfriars OS	12.16-88	18.8-116	Elizabeth
	Elizabeth	12.9-81	11.10-76	Blackfriars OS		St Pauls OS	16.12-108	11.18-84	Salisbury
	Salisbury	9.9-63	12.8-80	St Pauls OS		Lockleys	14.9-93	11.14-80	Hectorville
	Kilburn	10.10-70	20.12-132	Gepps Cross		Gepps Cross	22.9-141	8.9-80	Kilburn
	Colonel Light Gardens	10.15-75	13.11-89	Eastern Park		Eastern Park	14.13-97	19.12-126	Colonel Light Gardens
Round 2	Kilburn	7.11-53	23.15-153	Lockleys	Round 11	Lockleys	20.6-126	11.11-77	Kilburn
	Gepps Cross	13.10-88	13.13-91	Colonel Light Gardens		Colonel Light Gardens	10.13-73	13.7-85	Gepps Cross
	Eastern Park	41.23-269	3.1-19	St Pauls OS		St Pauls OS	14.7-91	18.8-116	Eastern Park
	Blackfriars OS	7.6-48	24.15159	Hectorville		Hectorville	22.13-145	7.8-50	Blackfriars OS
	Salisbury	6.4-40	26.15-171	Elizabeth		Elizabeth	13.12-90	10.4-64	Salisbury
Round 3	Colonel Light Gardens	7.14-56	16.14-110	Lockleys	Round 12	Lockleys	25.8-158	5.16-46	Colonel Light Gardens
	Hectorville	20.17-137	2.1-13	Salisbury		Salisbury	2.6-18	17.13-115	Hectorville
	Kilburn	15.14-104	2.10-22	Blackfriars OS		Blackfriars OS	13.17-95	11.10-76	Kilburn
	Elizabeth	20.15-135	6.6-42	St Pauls OS		St Pauls OS	8.8-56	14.12-96	Elizabeth
	Eastern Park	17.10-112	12.14-86	Gepps Cross		Gepps Cross	13.9-87	4.11-35	Eastern Park
Round 4	Elizabeth	15.4-94	11.7-73	Hectorville	Round 13	Hectorville	16.13-109	8.11-59	Elizabeth
	Lockleys	21.17-143	6.8-44	Eastern Park		Eastern Park	13.11-89	22.13-145	Lockleys
	Blackfriars OS	8.7-55	16.18-114	Colonel Light Gardens		Colonel Light Gardens	22.12-144	12.5-77	Blackfriars OS
	Salisbury	11.9-75	14.21-105	Kilburn		Kilburn	20.18-138	12.12-84	Salisbury
	Gepps Cross	20.14-134	8.10-58	St Pauls OS		St Pauls OS	10.8-68	22.17-149	Gepps Cross
Round 5	Gepps Cross	8.15-63	14.14-98	Lockleys	Round 14	Lockleys	22.9-141	12.4-76	Gepps Cross
	Kilburn	5.15-45	11.8-74	Elizabeth		Elizabeth	10.9-69	14.21-105	Kilburn
	Colonel Light Gardens	21.19-145	8.2-50	Salisbury		Salisbury	6.5-41	15.14-104	Colonel Light Gardens
	Eastern Park	15.8-98	13.12-90	Blackfriars OS		Blackfriars OS	9.9-63	17.12-114	Eastern Park
	St Pauls OS	6.6-42	14.18-102	Hectorville		Hectorville	13.14-92	9.13-67	St Pauls OS
Round 6	Elizabeth	9.10-64	14.13-97	Colonel Light Gardens	Round 15	Colonel Light Gardens	27.19-181	6.9-45	Elizabeth
	Blackfriars OS	8.13-61	16.11-107	Gepps Cross		Gepps Cross	18.14-122	14.9-93	Blackfriars OS
	Salisbury	1.6-12	18.18-126	Eastern Park		Eastern Park	36.35-251	3.2-20	Salisbury
	Lockleys	31.21-207	8.1-49	St Pauls OS		St Pauls OS	6.8-44	25.16-166	Lockleys
	Hectorville	15.14-104	4.10-34	Kilburn		Kilburn	7.8-50	17.15-177	Hectorville
Round 7	Eastern Park	20.24-144	7.12-54	Elizabeth	Round 16	Elizabeth	13.7-85	19.11-125	Eastern Park
	Colonel Light Gardens	6.6-42	9.12-66	Hectorville		Hectorville	12.12-84	7.10-52	Colonel Light Gardens
	St Pauls OS	15.6-96	19.14-128	Kilburn		Kilburn	15.24-114	12.11-83	St Pauls OS
	Gepps Cross	18.29-137	5.6-36	Salisbury		Salisbury	3.3-21	25.14-164	Gepps Cross
	Lockleys	12.15-87	8.10-58	Blackfriars OS		Blackfriars OS	12.7-79	25.12-162	Lockleys
Round 8	Salisbury	3.5-23	23.21-159	Lockleys	Round 17	Lockleys	31.25-211	4.5-29	Salisbury
	Blackfriars OS	15.10-100	10.13-73	St Pauls OS		St Pauls OS	7.11-53	9.11-65	Blackfriars OS
	Elizabeth	15.9-99	11.5-71	Gepps Cross		Gepps Cross	11.13-79	11.6-72	Elizabeth
	Hectorville	19.17-131	7.6-48	Eastern Park		Eastern Park	10.8-68	12.9-81	Hectorville
	Kilburn	21.12-138	13.5-83	Colonel Light Gardens		Colonel Light Gardens	14.11-95	14.11-95	Kilburn
Round 9	St Pauls OS	9.10-64	17.14-116	Colonel Light Gardens	Round 18	Colonel Light Gardens	11.14-80	8.12-60	St Pauls OS
	Eastern Park	14.11-95	16.11-107	Kilburn		Kilburn	16.7-103	11.13-79	Eastern Park
	Gepps Cross	5.15-45	8.10-58	Hectorville		Hectorville	5.8-38	5.10-40	Gepps Cross
	Lockleys	22.8-140	8.6-54	Elizabeth		Elizabeth	9.11-65	13.14-92	Lockleys
	Blackfriars OS	14.17-101	6.7-43	Salisbury		Salisbury	7.10-52	17.3-105	Blackfriars OS

MAJOR ROUNDS

Qualifying Final			
Hectorville	13.15-93	7.10-52	Gepps Cross
1st Semi Final			
Gepps Cross	13.15-93	12.10-82	Colonel Light Gardens
Preliminary Final			
Lockleys	11.9-75	11.6-72	Gepps Cross

Elimination Final			
Colonel Light Gardens	20.9-129	8.5-53	Eastern Park
2nd Semi Final			
Lockleys (Disqualified)	11.10-76	12.3-75	Hectorville
Grand Final			
Hectorville	12.7-79	8.8-56	Lockleys

MEN'S DIVISION 5 RESERVES



GRAND FINAL

Lockleys (8.9-57) d. Gepps Cross (4.7-31)

Best on Ground: Foster Mesecke, Lockleys

Umpires:

Field – Grantley Byrne, Bill Spencer

Boundary – David Aylward, Scott Thorp

Goal – Owen Gillingham, Roberto Lombardi

LADDER

Club	Played	Win	Loss	Draw	Bye	For	Against	%	Points
Gepps Cross	18	17	1	0	0	2100	529	396.98	34
Lockleys	18	16	2	0	0	2019	521	387.52	32
Hectorville	18	12	6	0	0	1560	690	226.06	24
Elizabeth	18	12	6	0	0	1640	813	201.72	24
Blackfriars OS	18	11	7	0	0	1230	1098	112.02	22
Colonel Light Gardens	18	10	8	0	0	974	1093	89.11	20
Eastern Park	18	5	13	0	0	1016	1438	70.65	10
Kilburn	18	4	14	0	0	960	1542	62.26	8
St Pauls OS	18	3	15	0	0	616	1983	31.06	6
Salisbury	18	0	15	0	0	244	2652	9.20	0

JR WILSON MEDAL LEADERBOARD

First Name	Surname	Club	Votes
Chris	Smith	Elizabeth	21
Shaun	Crowell	Lockleys	18
Brad	Hillman	Blackfriars OS	17
Shaun	Woodland	Elizabeth	15
Jack	O'Neil	Gepps Cross	12
Jarrad	Combe	Hectorville	11
Matthew	Daniels	Elizabeth	10
Richard	Burgoyne	Elizabeth	10
Benito	Catinari	Lockleys	10
Kane	Tucker	Gepps Cross	9
Brodie	Polkinghorne	Gepps Cross	9
Bradley	Banks	Eastern Park	9
Jack	Spencer	Blackfriars OS	9
Travis	Bockman	Colonel Light Gardens	8
Jake	Klingbiel	Hectorville	8
Jack	McMullen	Kilburn	7
Billy	Elliot	Gepps Cross	6
Jason	Bendessi	Kilburn	6
Brett	Evans	Gepps Cross	6
Foster	Mesecke	Lockleys	6

LEADING GOAL KICKER LEADERBOARD

First Name	Surname	Club	Goals
Billy	Elliot	Gepps Cross	49
Michael	Lymberopoulos	Hectorville	47
Shaun	Woodland	Elizabeth	45
Brodie	Polkinghorne	Gepps Cross	37
Richard	Burgoyne	Elizabeth	36
Stephen	Phillips	Lockleys	35
Kevin	McGrath	Eastern Park	28
Sean	Stormonth	Lockleys	27
Jordan	Thompson	Colonel Light Gardens	26
Jake	Gilgen	Gepps Cross	26
Stavros	Gatis	Lockleys	25
Jamie	Hibbett	Gepps Cross	24
Benjamin	De Gasperis	Hectorville	22
Carl	Mickan	Lockleys	22
Jovan	Bojovic	St Pauls OS	21
Matthew	Moore	Kilburn	20
Sam	Murphy	Blackfriars OS	18
Luke	Murphy	Blackfriars OS	18
Jason	Bendessi	Kilburn	17
Timothy	Day	Colonel Light Gardens	17

MINOR ROUNDS

Round 1	Hectorville	5.5-35	6.6-42	Lockleys	Round 10	Blackfriars OS	10.11-71	9.9-63	Elizabeth
	Elizabeth	16.8-104	6.7-43	Blackfriars OS		St Pauls OS	10.15-75	6.2-38	Salisbury
	Salisbury	4.4-28	16.10-106	St Pauls OS		Lockleys	11.12-78	3.69-24	Hectorville
	Kilburn	3.6-24	25.14-164	Gepps Cross		Gepps Cross	22.12-144	5.7-37	Kilburn
	Colonel Light Gardens	8.13-61	6.1-37	Eastern Park		Eastern Park	5.7-37	7.17-59	Colonel Light Gardens
Round 2	Kilburn	7.6-48	17.11-113	Lockleys	Round 11	Lockleys	24.16-160	3.6-24	Kilburn
	Gepps Cross	22.11-143	4.2-26	Colonel Light Gardens		Colonel Light Gardens	1.9-15	7.8-50	Gepps Cross
	Eastern Park	23.20-158	5.2-32	St Pauls OS		St Pauls OS	9.13-67	10.8-68	Eastern Park
	Blackfriars OS	6.9-45	13.14-92	Hectorville		Hectorville	8.16-64	5.6-36	Blackfriars OS
	Salisbury	1.1-7	31.15-201	Elizabeth		Elizabeth	24.28-172	0.0-0	Salisbury
Round 3	Colonel Light Gardens	1.5-11	20.9-129	Lockleys	Round 12	Lockleys	18.14-122	0.5-5	Colonel Light Gardens
	Hectorville	31.8-194	4.1-25	Salisbury		Salisbury	1.3-9	20.19-139	Hectorville
	Kilburn	4.4-28	15.13-103	Blackfriars OS		Blackfriars OS	9.10-64	8.13-61	Kilburn
	Elizabeth	20.18-138	2.1-13	St Pauls OS		St Pauls OS	3.8-26	10.20-80	Elizabeth
	Eastern Park	8.10-58	13.15-93	Gepps Cross		Gepps Cross	20.16-136	6.3-39	Eastern Park
Round 4	Elizabeth	9.5-59	16.6-102	Hectorville	Round 13	Hectorville	7.5-47	12.8-80	Elizabeth
	Lockleys	22.16-148	1.1-7	Eastern Park		Eastern Park	3.7-25	15.10-100	Lockleys
	Blackfriars OS	13.11-89	5.7-55	Colonel Light Gardens		Colonel Light Gardens	7.3-45	6.20-56	Blackfriars OS
	Salisbury	2.3-15	18.14-122	Kilburn		Kilburn	22.16-148	5.5-35	Salisbury
	Gepps Cross	34.16-220	3.2-20	St Pauls OS		St Pauls OS	4.8-32	27.4-166	Gepps Cross
Round 5	Gepps Cross	11.7-73	7.5-47	Lockleys	Round 14	Lockleys	5.5-35	6.9-45	Gepps Cross
	Kilburn	8.3-51	12.15-87	Elizabeth		Elizabeth	14.11-95	4.5-29	Kilburn
	Colonel Light Gardens	16.10-106	1.4-10	Salisbury		Salisbury	2.5-17	20.23-143	Colonel Light Gardens
	Eastern Park	5.6-36	15.15-105	Blackfriars OS		Blackfriars OS	6.18-54	3.13-31	Eastern Park
	St Pauls OS	0.3-3	21.19-145	Hectorville		Hectorville	22.14-146	1.3-9	St Pauls OS
Round 6	Elizabeth	11.11-77	6.2-38	Colonel Light Gardens	Round 15	Colonel Light Gardens	9.7-61	8.6-54	Elizabeth
	Blackfriars OS	5.10-40	16.7-103	Gepps Cross		Gepps Cross	21.12-138	3.4-22	Blackfriars OS
	Salisbury	2.2-14	32.12-204	Eastern Park		Eastern Park	10.0-60	0 (Forfeit)	Salisbury
	Lockleys	33.18-216	2.5-17	St Pauls OS		St Pauls OS	3.3-21	24.21-165	Lockleys
	Hectorville	15.18-108	4.3-27	Kilburn		Kilburn	1.3-9	16.16-112	Hectorville
Round 7	Eastern Park	6.3-39	17.16-118	Elizabeth	Round 16	Elizabeth	19.17-131	3.7-25	Eastern Park
	Colonel Light Gardens	8.9-57	6.6-42	Hectorville		Hectorville	11.11-77	3.3-21	Colonel Light Gardens
	St Pauls OS	2.6-18	11.17-83	Kilburn		Kilburn	6.6-42	10.8-68	St Pauls OS
	Gepps Cross	24.0-144	0 (Forfeit)	Salisbury		Salisbury	2.1-13	41.13-259	Gepps Cross
	Lockleys	14.13-97	4.8-32	Blackfriars OS		Blackfriars OS	6.10-46	15.10-100	Lockleys
Round 8	Salisbury	0.0-0	24.16-160	Lockleys	Round 17	Lockleys	24.0-144	0 (Forfeit)	Salisbury
	Blackfriars OS	12.20-92	4.3-27	St Pauls OS		St Pauls OS	2.9-21	7.15-57	Blackfriars OS
	Elizabeth	4.10-34	3.8-26	Gepps Cross		Gepps Cross	11.6-72	6.3-39	Elizabeth
	Hectorville	15.13-103	1.1-7	Eastern Park		Eastern Park	9.5-59	12.10-82	Hectorville
	Kilburn	7.8-50	11.4-70	Colonel Light Gardens		Colonel Light Gardens	8.12-60	5.12-42	Kilburn
Round 9	St Pauls OS	5.6-36	13.10-88	Colonel Light Gardens	Round 18	Colonel Light Gardens	7.11-53	3.7-25	St Pauls OS
	Eastern Park	9.7-61	5.15-45	Kilburn		Kilburn	13.12-90	10.5-65	Eastern Park
	Gepps Cross	11.18-84	4.2-26	Hectorville		Hectorville	3.4-22	5.10-40	Gepps Cross
	Lockleys	13.7-85	6.5-41	Elizabeth		Elizabeth	10.7-67	12.6-78	Lockleys
	Blackfriars OS	25.14-164	1.2-8	Salisbury		Salisbury	3.7-25	17.9-111	Blackfriars OS

MAJOR ROUNDS

Qualifying Final

Lockleys	7.9-51	6.9-45	Hectorville
----------	--------	--------	-------------

Elimination Final

Elizabeth	4.4-28	8.7-55	Blackfriars OS
-----------	--------	--------	----------------

1st Semi Final

Hectorville	13.5-83	6.6-42	Blackfriars OS
-------------	---------	--------	----------------

2nd Semi Final

Gepps Cross	7.11-53	8.8-56	Lockleys
-------------	---------	--------	----------

Preliminary Final

Gepps Cross	7.7-49	6.6-42	Hectorville
-------------	--------	--------	-------------

Grand Final

Lockleys	8.9-57	4.7-31	Gepps Cross
----------	--------	--------	-------------

MEN'S DIVISION 6

oneills
1918



GRAND FINAL

Trinity OS (13.15-93) d. West Croydon (7.6-48)

Best on Ground: Cameron Matters, Trinity OS

Umpires:

Field – Chris Rasch, Tony Symons

Boundary – Chris Cummins, Michael Duffett

Goal – Daniel Harrold, Robert Errigo

LADDER

Club	Played	Win	Loss	Draw	Bye	For	Against	%	Points
Trinity OS	16	16	0	0	2	2124	640	331.88	32
Marion	16	12	4	0	2	1615	1045	154.55	24
West Croydon	16	12	4	0	2	1725	1323	130.39	24
Central United	16	8	7	1	2	1556	1247	124.78	17
Rosewater	16	7	8	1	2	1397	1286	108.63	15
Brahma Lodge	16	7	9	0	2	1463	1497	95.93	14
Fitzroy	16	5	11	0	2	1185	1568	75.57	10
Ingle Farm	16	3	13	0	2	925	1619	57.13	6
Para Hills	16	1	15	0	2	869	2607	33.33	2

AG BERT MEDAL LEADERBOARD

First Name	Surname	Club	Votes
Patrick	O'Dea	Marion	17
Dene	Steele	Brahma Lodge	16
Domenico	Barilla	Trinity OS	16
*Cameron	Matters	Trinity OS	16
Llewellyn	Milera	West Croydon	14
Jack	Matthews	Trinity OS	14
Daniel	Reardon	Rosewater	12
Lionel	Wilson	West Croydon	11
Heath	Rusby	Fitzroy	10
Zac	Angel	Marion	10
Dean	Steele	Central United	9
Grant	McLeod	Marion	9
Devin	Payne	Ingle Farm	9
Dion	Doolan	West Croydon	9
Dylan	Winning	Trinity OS	9
Tim	Stewart	Marion	8
Adam	Shelly	Brahma Lodge	8
Jason	Beveridge	Fitzroy	7
Blake	George	Rosewater	7
Ryan	Foley	West Croydon	6

LEADING GOAL KICKER LEADERBOARD

First Name	Surname	Club	Goals
Domenico	Barilla	Trinity OS	60
Patrick	O'Dea	Marion	56
Jamie	Lane	Central United	46
Luke	Woodcock	West Croydon	44
Daniel	Weetra	Para Hills	42
Shane	Catterall	Rosewater	42
Joshua	Rosenthal	Fitzroy	38
Dion	Doolan	West Croydon	35
Tim	Stewart	Marion	35
Trevor-John	Wanganeen	West Croydon	34
Daniel	Harris	Rosewater	31
Thomas	Jenkins	Brahma Lodge	30
Jack	Scott	Brahma Lodge	30
Bailey	Puvogel	Trinity OS	29
Scott	Webber	Central United	29
Fredrick	Agius	West Croydon	28
Devin	Payne	Ingle Farm	28
Jordan	Perna-hague	Central United	27
Alistair	Walling	Trinity OS	26
Kyle	O'Toole	Rosewater	25

MINOR ROUNDS

Round 1	Ingle Farm	6.11-47	14.13-97	Trinity OS	Round 10	Trinity OS	19.18-132	3.3-21	Ingle Farm
	Brahma Lodge	11.14-80	13.12-90	Marion		Marion	17.6-108	12.2-74	Brahma Lodge
	Central United	8.15-63	16.12-108	West Croydon		West Croydon	19.9-123	16.10-106	Central United
	Fitzroy	12.7-79	15.13-103	Para Hills		Para Hills	7.11-53	30.17-197	Fitzroy
	Rosewater	Bye				Rosewater	Bye		
Round 2	Rosewater	3.4-22	17.17-119	Trinity OS	Round 11	Brahma Lodge	13.15-93	16.9-105	West Croydon
	Ingle Farm	8.12-60	21.10-136	Central United		Central United	19.10-124	9.6-60	Ingle Farm
	Marion	21.16-142	9.6-60	Fitzroy		Fitzroy	11.4-70	12.13-85	Marion
	West Croydon	14.10-94	16.12-108	Brahma Lodge		Trinity OS	20.8-128	8.4-52	Rosewater
	Para Hills	Bye				Para Hills	Bye		
Round 3	Trinity OS	32.18-210	6.3-39	Para Hills	Round 12	Ingle Farm	8.11-59	14.16-100	West Croydon
	West Croydon	21.14-140	7.9-51	Ingle Farm		Rosewater	14.10-94	11.11-77	Central United
	Central United	14.12-96	14.12-96	Rosewater		Para Hills	0.1-1	37.20-242	Trinity OS
	Brahma Lodge	17.20-122	8.13-61	Fitzroy		Fitzroy	18.15-123	8.10-58	Brahma Lodge
	Marion	Bye				Marion	Bye		
Round 4	Para Hills	7.11-53	18.10-118	Central United	Round 13	Brahma Lodge	17.5-107	9.10-64	Ingle Farm
	Ingle Farm	9.11-65	7.17-59	Brahma Lodge		West Croydon	12.13-85	11.10-76	Rosewater
	Rosewater	13.7-85	14.10-94	West Croydon		Trinity OS	17.16-118	5.8-38	Marion
	Marion	9.7-61	13.8-86	Trinity OS		Central United	39.18-192	7.7-49	Para Hills
	Fitzroy	Bye				Fitzroy	Bye		
Round 5	Central United	14.7-91	9.9-63	Trinity OS	Round 14	Para Hills	9.5-59	27.19-181	West Croydon
	West Croydon	25.14-164	9.9-63	Para Hills		Fitzroy	2.4-16	17.10-112	Trinity OS
	Ingle Farm	3.9-27	16.12-108	Rosewater		Marion	14.11-95	5.2-32	Central United
	Trinity OS	17.19-121	8.3-51	Fitzroy		Rosewater	10.7-67	8.6-54	Ingle Farm
	Brahma Lodge	Bye				Brahma Lodge	Bye		
Round 6	Fitzroy	12.10-82	10.10-70	Central United	Round 15	West Croydon	15.16-106	10.54-65	Marion
	Marion	18.17-125	8.13-61	West Croydon		Central United	21.13-139	7.8-50	Fitzroy
	Rosewater	7.14-56	11.13-79	Brahma Lodge		Ingle Farm	20.19-139	11.10-76	Para Hills
	Para Hills	7.10-52	14.18-102	Ingle Farm		Brahma Lodge	14.10-94	11.8-74	Rosewater
	Trinity OS	Bye				Trinity OS	Bye		
Round 7	Brahma Lodge	8.7-55	13.22-100	Trinity OS	Round 16	Para Hills	10.13-73	21.12-138	Rosewater
	West Croydon	23.15-153	4.12-36	Fitzroy		Fitzroy	9.8-62	15.12-102	West Croydon
	Rosewater	28.15-183	8.7-55	Para Hills		Trinity OS	29.14-188	7.3-45	Brahma Lodge
	Ingle Farm	6.11-47	12.13-85	Marion		Marion	23.16-154	3.6-24	Ingle Farm
	Central United	Bye				Central United	Bye		
Round 8	Trinity OS	12.11-83	6.7-43	Central United	Round 17	Central United	6.4-40	17.14-116	Trinity OS
	Para Hills	12.4-76	26.20-176	Brahma Lodge		Rosewater	13.9-87	17.5-107	Marion
	Fitzroy	14.15-99	11.3-69	Ingle Farm		Ingle Farm	5.6-36	12.11-83	Fitzroy
	Marion	12.10-82	8.8-56	Rosewater		Brahma Lodge	26.15-171	10.4-64	Para Hills
	West Croydon	Bye				West Croydon	Bye		
Round 9	Rosewater	14.18-102	9.11-65	Fitzroy	Round 18	Marion	21.17-143	3.4-22	Para Hills
	West Croydon	7.7-49	18.17-125	Trinity OS		Trinity OS	21.21-147	9.6-60	West Croydon
	Brahma Lodge	8.11-59	15.8-98	Central United		Central United	20.11-131	8.8-56	Brahma Lodge
	Para Hills	5.1-31	25.22-172	Marion		Fitzroy	8.3-51	15.11-101	Rosewater
	Ingle Farm	Bye				Ingle Farm	Bye		

MAJOR ROUNDS

Qualifying Final

Marion	16.7-103	13.15-93	West Croydon
--------	----------	----------	--------------

Elimination Final

Central United	12.13-85	7.14-56	Rosewater
----------------	----------	---------	-----------

1st Semi Final

West Croydon	13.15-93	9.13-67	Central United
--------------	----------	---------	----------------

2nd Semi Final

Trinity OS	11.14-80	8.3-51	Marion
------------	----------	--------	--------

Preliminary Final

Marion	10.17-77	12.10-82	West Croydon
--------	----------	----------	--------------

Grand Final

Trinity OS	13.15-93	7.6-48	West Croydon
------------	----------	--------	--------------

MEN'S DIVISION 6 RESERVES

1918 **oneills**



GRAND FINAL

Trinity OS (10.17-77) d. Central United (0.1-1)

Best on Ground: Philip Ween, Trinity OS

Umpires:

Field – Joel DeGilio, Sam Colella

Boundary – Zack Mitchell, Yang Yang

Goal – Phillip Devlin, Ron Kennealy

LADDER

Club	Played	Win	Loss	Draw	Bye	For	Against	%	Points
Trinity OS	16	16	0	0	2	2125	254	836.61	32
Central United	16	13	3	0	2	1603	717	223.57	26
Marion	16	12	4	0	2	1775	493	360.04	24
Rosewater	16	11	5	0	2	1190	957	124.35	22
Brahma Lodge	16	7	9	0	2	909	1421	63.97	14
Fitzroy	16	5	11	0	2	825	1474	55.97	10
West Croydon	16	4	12	0	2	827	1453	56.97	8
Ingle Farm	16	3	13	0	2	795	1477	53.83	6
Para Hills	16	1	15	0	2	338	2141	15.79	2

AEC TRELOAR MEDAL LEADERBOARD

First Name	Surname	Club	Votes
Sean	Bayzand	Marion	23
Matthew	Perry	Trinity OS	23
Shane	Cosenza	Central United	19
Luke	Nicholls	West Croydon	18
Matthew	Purcell	Central United	11
Ryan	Wade	Marion	10
Gordon	Weetra	Fitzroy	9
Jace	Ohara	Trinity OS	9
Jordan	Wanganeen	Rosewater	8
Harrison	Davey	Marion	8
Joshua	Harris	West Croydon	8
Hayden	Fletcher	Rosewater	8
Ayual	Garang	Trinity OS	7
Michael	Broadbent	Brahma Lodge	6
Richard	Clowser	Trinity OS	6
Laurence	Adriani	Ingle Farm	6
Nathan	Addison	Marion	6
Joshua	Ebbs	Central United	6
Mark	Kouba	Rosewater	6
Steven	Burns	Central United	5

LEADING GOAL KICKER LEADERBOARD

First Name	Surname	Club	Goals
Matthew	Perry	Trinity OS	78
Ryan	Wade	Marion	75
Shane	Cosenza	Central United	41
Russell	Carbine	Fitzroy	33
Matthew	Broadbent	Brahma Lodge	32
Matthew	Augustyn	Ingle Farm	32
Jason	McBride	Marion	31
Henry	Curtis	Marion	28
Cooper	Burt	Trinity OS	28
James	Ashby	Rosewater	27
Jace	Ohara	Trinity OS	25
Bradley	Schaper	Trinity OS	24
Kaine	Arbon	Brahma Lodge	20
Jason	Kouba	Rosewater	19
Matthew	Purcell	Central United	19
Ryan	Humphreys	Trinity OS	19
Kobi	Talbot	West Croydon	18
Jason	Spiteri	Marion	17
Steven	Burns	Central United	17
Jordan	Wanganeen	Rosewater	17

MINOR ROUNDS

Round 1	Ingle Farm	2.6-18	20.21-141	Trinity OS	Round 10	Trinity OS	28.10-178	0.3-3	Ingle Farm
	Brahma Lodge	4.4-28	12.11-83	Marion		Marion	24.17-161	2.0-12	Brahma Lodge
	Central United	20.11-131	2.7-19	West Croydon		West Croydon	2.9-21	15.15-105	Central United
	Fitzroy	6.7-43	6.12-48	Para Hills		Para Hills	1.3-9	13.21-99	Fitzroy
	Rosewater	Bye				Rosewater	Bye		
Round 2	Rosewater	5.7-37	13.13-91	Trinity OS	Round 11	Brahma Lodge	13.7-85	6.18-54	West Croydon
	Ingle Farm	9.8-62	11.15-81	Central United		Central United	23.12-150	5.4-34	Ingle Farm
	Marion	26.17-173	1.1-7	Fitzroy		Fitzroy	3.6-24	17.8-110	Marion
	West Croydon	11.9-75	12.15-87	Brahma Lodge		Trinity OS	17.16-118	2.1-13	Rosewater
	Para Hills	Bye				Para Hills	Bye		
Round 3	Trinity OS	19.13-127	3.2-20	Para Hills	Round 12	Ingle Farm	9.11-65	13.11-89	West Croydon
	West Croydon	7.3-45	14.5-89	Ingle Farm		Rosewater	6.9-45	14.5-89	Central United
	Central United	10.12-72	10.11-71	Rosewater		Para Hills	1.0-6	33.21-219	Trinity OS
	Brahma Lodge	8.9-57	8.4-52	Fitzroy		Fitzroy	16.10-106	5.6-36	Brahma Lodge
	Marion	Bye				Marion	Bye		
Round 4	Para Hills	1.3-9	20.27-147	Central United	Round 13	Brahma Lodge	15.16-106	2.9-21	Ingle Farm
	Ingle Farm	5.6-36	12.8-80	Brahma Lodge		West Croydon	6.12-48	8.8-56	Rosewater
	Rosewater	12.12-84	5.9-39	West Croydon		Trinity OS	14.5-89	4.6-30	Marion
	Marion	4.5-29	7.15-57	Trinity OS		Central United	19.22-136	2.4-16	Para Hills
	Fitzroy	Bye				Fitzroy	Bye		
Round 5	Central United	9.11-65	1.10-16	Trinity OS	Round 14	Para Hills	4.9-33	14.8-92	West Croydon
	West Croydon	25.15-165	2.3-15	Para Hills		Fitzroy	0.0-0	21.19-145	Trinity OS
	Ingle Farm	3.6-24	11.18-84	Rosewater		Marion	9.10-64	3.5-23	Central United
	Trinity OS	21.17-143	0.1-1	Fitzroy		Rosewater	6.7-43	6.1-37	Ingle Farm
	Brahma Lodge	Bye				Brahma Lodge	Bye		
Round 6	Fitzroy	8.8-56	18.11-119	Central United	Round 15	West Croydon	3.1-19	25.15-165	Marion
	Marion	21.18-144	2.3-15	West Croydon		Central United	29.11-185	6.4-40	Fitzroy
	Rosewater	15.8-98	8.4-52	Brahma Lodge		Ingle Farm	20.15-135	2.2-14	Para Hills
	Para Hills	5.3-33	21.13-139	Ingle Farm		Brahma Lodge	8.15-63	10.6-66	Rosewater
	Trinity OS	Bye				Trinity OS	Bye		
Round 7	Brahma Lodge	3.4-22	18.16-124	Trinity OS	Round 16	Para Hills	1.2-8	16.15-111	Rosewater
	West Croydon	11.3-69	6.11-47	Fitzroy		Fitzroy	8.15-63	8.7-55	West Croydon
	Rosewater	23.7-145	4.0-24	Para Hills		Trinity OS	30.18-198	1.1-7	Brahma Lodge
	Ingle Farm	5.6-36	17.12-114	Marion		Marion	20.16-136	2.0-12	Ingle Farm
	Central United	Bye				Central United	Bye		
Round 8	Trinity OS	12.8-80	5.3-33	Central United	Round 17	Central United	2.1-13	20.11-131	Trinity OS
	Para Hills	9.7-57	14.12-96	Brahma Lodge		Rosewater	5.3-33	19.17-131	Marion
	Fitzroy	17.4-106	5.9-39	Ingle Farm		Ingle Farm	6.9-45	11.11-77	Fitzroy
	Marion	8.9-57	10.3-63	Rosewater		Brahma Lodge	19.11-125	5.2-32	Para Hills
	West Croydon	Bye				West Croydon	Bye		
Round 9	Rosewater	17.14-116	5.6-36	Fitzroy	Round 18	Marion	29.16-190	0.0-0	Para Hills
	West Croydon	2.4-16	20.17-137	Trinity OS		Trinity OS	21.21-147	1.0-6	West Croydon
	Brahma Lodge	3.2-20	20.11-131	Central United		Central United	19.9-123	5.3-33	Brahma Lodge
	Para Hills	1.4-10	27.10-172	Marion		Fitzroy	10.8-68	19.11-125	Rosewater
	Ingle Farm	Bye				Ingle Farm	Bye		

MAJOR ROUNDS

Qualifying Final			
Central United	6.9-45	14.5-89	Marion
1st Semi Final			
Central United	7.6-48	6.8-44	Rosewater
Preliminary Final			
Marion	7.7-49	10.9-69	Central United

Elimination Final			
Rosewater	7.9-51	6.10-46	Brahma Lodge
2nd Semi Final			
Trinity OS	9.10-64	6.5-41	Central United
Grand Final			
Trinity OS	10.17-77	0.1-1	Central United

MEN'S DIVISION 7



GRAND FINAL

Greenacres (14.6-90) d. Adelaide Lutheran (9.10-64)

Best on Ground: Matthew Gibson, Greenacres

Umpires:

Field – Greg von Einem, Josh Forner

Boundary – Charlie Heritage, Archer Wilson

Goal – Domenic Spano, James Turner

LADDER

Club	Played	Win	Loss	Draw	Bye	For	Against	%	Points
Greenacres	17	17	0	0	0	2039	753	270.78	34
Houghton Districts	17	12	5	0	0	1590	1182	134.52	24
Adelaide Lutheran	17	11	6	0	0	1481	910	162.75	22
Hackham	17	8	9	0	0	1098	1274	86.19	16
Flinders University	17	8	9	0	0	1072	1340	80.00	16
Mitchell Park	17	6	11	0	0	921	1419	64.90	12
O'Sullivan Beach Lonsdale	17	5	12	0	0	1049	1594	65.81	10
Mawson Lakes	17	1	16	0	0	881	1589	51.04	2

RA STENNETT MEDAL LEADERBOARD

First Name	Surname	Club	Votes
Matthew	Gibson	Greenacres	25
Luke	Allan	Hackham	19
Cameron	Schutz	Houghton Districts	14
Harrison	Kaesler	O'Sullivan Beach Lonsdale	14
Josh	Adey	Greenacres	12
Andrew	Wilson	Adelaide Lutheran	11
Kodi	Sparks	Houghton Districts	10
Liam	Davis	Adelaide Lutheran	10
Diing	Akur	Greenacres	9
Rowan	Miegel	Adelaide Lutheran	9
Stephen	Anderson	Flinders University	9
Corey	McMartin	Houghton District	8
Trent	Grosser	O'Sullivan Beach Lonsdale	8
Scott	Friend	Flinders University	8
David	Ward	Greenacres	8
Adam	Keen	Hackham	7
Liam	Skinner	Greenacres	7
Spencer	Crafter	Mitchell Park	7
Robert	O'Leary	Hackham	6
Corey	White	Adelaide Lutheran	6

LEADING GOAL KICKER LEADERBOARD

First Name	Surname	Club	Goals
Matthew	Gibson	Greenacres	91
Jake	Martin	Houghton Districts	62
Thomas	Tacono	Greenacres	45
Daimon	Barrow	Mawson Lakes	31
Rowan	Miegel	Adelaide Lutheran	30
Ashley	Goodall	Adelaide Lutheran	27
Chris	Scholefield	Adelaide Lutheran	26
Jack	Mau	Greenacres	26
Nicholas	Sandford	Adelaide Lutheran	25
Glenn	Draper	Hackham	24
Luke	Allan	Hackham	24
Trevor	Rigney	O'Sullivan Beach Lonsdale	24
Jacob	Docherty	Mitchell Park	20
Adam	Halime	Mitchell Park	19
Aidan	Pitt	Houghton Districts	18
Kodi	Sparks	Houghton Districts	18
Luke	Warland	Flinders University	18
Jordan	Brown	Flinders University	17
Josh	Adey	Greenacres	17
David	Hodges	Adelaide Lutheran	17

MINOR ROUNDS

Round 1	Hackham	10.8-68	5.6-36	Mawson Lakes	Round 10	Houghton Districts	15.11-101	13.11-89	Flinders University
	Greenacres	21.16-142	8.5-53	O'Sullivan Beach Lonsdale		Mitchell Park	11.13-79	5.7-37	Mawson Lakes
	Adelaide Lutheran	15.8-98	11.6-72	Houghton Districts		Hackham	5.4-34	19.11-125	Greenacres
	Flinders University	10.8-68	11.7-73	Mitchell Park		O'Sullivan Beach Lonsdale	12.5-77	12.12-84	Adelaide Lutheran
Round 2	Mawson Lakes	8.5-53	21.10-136	Adelaide Lutheran	Round 11	Adelaide Lutheran	14.15-99	8.8-56	Hackham
	Houghton Districts	13.15-93	12.14-86	Mitchell Park		Mawson Lakes	8.3-51	8.10-58	Flinders University
	Flinders University	5.3-33	13.17-95	Greenacres		Mitchell Park	9.10-64	2.11-23	O'Sullivan Beach Lonsdale
	O'Sullivan Beach Lonsdale	11.10-76	9.8-72	Hackham		Greenacres	24.13-157	9.4-58	Houghton Districts
Round 3	Flinders University	4.9-33	20.12-132	Houghton Districts	Round 12	O'Sullivan Beach Lonsdale	8.7-55	7.15-57	Flinders University
	Adelaide Lutheran	22.17-149	4.8-32	O'Sullivan Beach Lonsdale		Adelaide Lutheran	5.2-32	8.10-58	Greenacres
	Mawson Lakes	14.11-95	8.12-60	Mitchell Park		Mawson Lakes	2.6-18	16.15-111	Houghton Districts
	Greenacres	17.21-123	5.7-37	Hackham		Mitchell Park	10.6-66	16.15-111	Hackham
Round 4	Hackham	6.10-46	5.15-45	Adelaide Lutheran	Round 13	Mitchell Park	5.7-37	12.10-82	Adelaide Lutheran
	Flinders University	12.13-85	10.4-64	Mawson Lakes		Houghton Districts	32.10-202	6.12-48	O'Sullivan Beach Lonsdale
	O'Sullivan Beach Lonsdale	6.11-47	12.12-84	Mitchell Park		Greenacres	20.15-135	3.7-25	Mawson Lakes
	Houghton Districts	13.13-91	15.15-105	Greenacres		Flinders University	7.8-50	9.12-66	Hackham
Round 5	Hackham	10.15-75	1.6-12	Mitchell Park	Round 14	Mitchell Park	4.5-29	6.19-55	Greenacres
	Flinders University	9.16-70	12.11-83	O'Sullivan Beach Lonsdale		Adelaide Lutheran	7.9-51	9.6-60	Flinders University
	Greenacres	11.14-80	12.5-77	Adelaide Lutheran		Hackham	3.12-30	12.16-88	Houghton Districts
	Houghton Districts	10.12-72	5.12-42	Mawson Lakes		O'Sullivan Beach Lonsdale	8.12-60	5.8-38	Mawson Lakes
Round 6	O'Sullivan Beach Lonsdale	11.11-77	13.10-88	Houghton Districts	Round 15	Greenacres	23.19-157	12.4-76	Houghton Districts
	Mawson Lakes	2.6-18	19.18-132	Greenacres		Mawson Lakes	9.8-62	10.13-73	Mitchell Park
	Hackham	13.11-89	6.7-43	Flinders University		Hackham	5.5-35	18.10-118	Adelaide Lutheran
	Adelaide Lutheran	17.20-122	5.2-32	Mitchell Park		Flinders University	16.15-111	10.3-63	O'Sullivan Beach Lonsdale
Round 7	Greenacres	30.14-194	3.3-21	Mitchell Park	Round 16	O'Sullivan Beach Lonsdale	11.20-86	7.8-50	Mawson Lakes
	Flinders University	5.7-37	18.17-125	Adelaide Lutheran		Adelaide Lutheran	9.5-59	10.13-73	Greenacres
	Houghton Districts	15.7-97	10.8-68	Hackham		Houghton Districts	11.9-75	9.9-63	Hackham
	Mawson Lakes	11.9-75	13.14-92	O'Sullivan Beach Lonsdale		Mitchell Park	7.8-50	11.12-78	Flinders University
Round 8	Mawson Lakes	8.4-52	21.15-141	Hackham	Round 17	Houghton Districts	5.12-42	7.5-47	Adelaide Lutheran
	O'Sullivan Beach Lonsdale	8.3-51	24.8-152	Greenacres		O'Sullivan Beach Lonsdale	10.7-67	12.8-80	Mitchell Park
	Houghton Districts	10.11-71	5.9-39	Adelaide Lutheran		Flinders University	11.17-83	6.10-46	Mawson Lakes
	Flinders University	12.17-89	7.8-50	Mitchell Park		Greenacres	16.14-110	4.7-31	Hackham
Round 9	Adelaide Lutheran	17.16-118	7.7-49	Mawson Lakes					
	Mitchell Park	3.7-25	18.13-121	Houghton Districts					
	Greenacres	21.20-146	4.4-28	Flinders University					
	O'Sullivan Beach Lonsdale	8.11-59	11.10-76	Hackham					

MAJOR ROUNDS

Qualifying Final

Houghton Districts	7.11-53	9.20-74	Adelaide Lutheran
--------------------	---------	---------	-------------------

Elimination Final

Hackham	5.6-36	5.11-41	Flinders University
---------	--------	---------	---------------------

1st Semi Final

Houghton Districts	9.9-63	8.8-56	Flinders University
--------------------	--------	--------	---------------------

2nd Semi Final

Greenacres	20.8-128	7.5-47	Adelaide Lutheran
------------	----------	--------	-------------------

Preliminary Final

Adelaide Lutheran	15.14-104	5.6-36	Houghton Districts
-------------------	-----------	--------	--------------------

Grand Final

Greenacres	14.6-90	9.10-64	Adelaide Lutheran
------------	---------	---------	-------------------

MEN'S DIVISION 7 RESERVES



GRAND FINAL

Adelaide Lutheran (16.8-104) d. Houghton Districts (5.6-36)

Best on Ground: William Delbridge, Adelaide Lutheran

Umpires:

Field – Michael Jaeschke, Jon Vass

Boundary – Xavier O'Toole, Zanen Syrokos

Goal – Warren Williams, David Burness

LADDER

Club	Played	Win	Loss	Draw	Bye	For	Against	%	Points
Adelaide Lutheran	17	15	2	0	0	1943	496	391.73	30
Greenacres	17	14	3	0	0	1351	696	194.11	28
Houghton Districts	17	12	5	0	0	1380	788	175.13	24
Flinders University	17	7	10	0	0	1048	878	119.36	14
Mitchell Park	17	7	10	0	0	903	1291	69.95	14
Mawson Lakes	17	7	10	0	0	709	1101	64.40	14
Hackham	17	4	13	0	0	664	1467	45.26	8
O'Sullivan Beach Lonsdale	17	2	15	0	0	533	1814	29.38	4

FJ MONTEN MEDAL LEADERBOARD

First Name	Surname	Club	Votes
Craig	Bentley	Adelaide Lutheran	16
Brenton	Starke	Greenacres	15
Jesse	Schulz	Houghton Districts	15
Joel	Clarke	Adelaide Lutheran	15
Riley	Hains	Flinders University	11
Dale	Johns	Hackham	11
Samuel	Nitschke	Adelaide Lutheran	10
Nathan	Hall	Houghton Districts	10
*Brenton	Mcewan	Houghton Districts	8
Anthony	Beetz	O'Sullivan Beach Lonsdale	8
Jake	Trill	Hackham	8
Mark	Richardson	Adelaide Lutheran	7
Thomas	Sekay	Adelaide Lutheran	7
Rhys	Clark	Mitchell Park	7
Ben	Weekley	Mitchell Park	7
Nicholas	Howie	Flinders University	6
Riley	Grandison	Mawson Lakes	6
Jason	Mattner	Mawson Lakes	6
Douglas	Hull	Flinders University	5
Seaton	Danher	Houghton Districts	5

LEADING GOAL KICKER LEADERBOARD

First Name	Surname	Club	Goals
Joel	Clarke	Adelaide Lutheran	36
David	Tatkovich	Greenacres	35
Freddy	Taylor	Houghton Districts	35
Zac	Matthews	Flinders University	33
Michael	Menz	Adelaide Lutheran	32
Ayrton	Seneca	Adelaide Lutheran	31
Brodie	Miller	Adelaide Lutheran	30
Jacob	Brown	Adelaide Lutheran	26
Riley	Mewett	Adelaide Lutheran	25
Ryan	Heusler	Greenacres	21
Rhys	Clark	Mitchell Park	21
Brenton	Mcewan	Houghton Districts	19
Allan	Green	Greenacres	18
Adam	Fiedler	Houghton Districts	18
Kody	Prettejohn	Greenacres	17
Douglas	Hull	Flinders University	16
Ben	Johnston	Flinders University	16
Zac	Couser	Houghton Districts	16
Sean	Williams	Mitchell Park	13
Joshua	May	Mitchell Park	13

MINOR ROUNDS

Round 1	Hackham	3.6-24	7.6-48	Mawson Lakes	Round 10	O'Sullivan Beach Lonsdale	0.2-2	25.22-172	Adelaide Lutheran
	Greenacres	8.19-67	2.6-18	O'Sullivan Beach Lonsdale		Houghton Districts	9.6-60	7.7-49	Flinders University
	Adelaide Lutheran	10.15-54	8.6-54	Houghton Districts		Mitchell Park	6.8-44	5.8-38	Mawson Lakes
	Flinders University	11.6-72	3.3-21	Mitchell Park		Hackham	5.6-36	13.6-84	Greenacres
Round 2	Mawson Lakes	4.4-28	23.14-152	Adelaide Lutheran	Round 11	Mawson Lakes	6.9-45	3.8-26	Flinders University
	Houghton Districts	15.17-107	8.8-56	Mitchell Park		Adelaide Lutheran	32.25-217	0.0-0	Hackham
	Flinders University	2.3-15	13.10-88	Greenacres		Mitchell Park	15.19-109	3.4-22	O'Sullivan Beach Lonsdale
	O'Sullivan Beach Lonsdale	7.7-49	13.9-87	Hackham		Greenacres	8.8-56	9.10-64	Houghton Districts
Round 3	Flinders University	1.1-7	16.9-105	Houghton Districts	Round 12	O'Sullivan Beach Lonsdale	11.6-72	8.6-54	Flinders University
	Adelaide Lutheran	26.31-187	1.1-7	O'Sullivan Beach Lonsdale		Mitchell Park	17.10-112	5.5-35	Hackham
	Mawson Lakes	7.10-52	6.8-44	Mitchell Park		Adelaide Lutheran	6.10-46	9.11-65	Greenacres
	Greenacres	11.15-81	4.3-27	Hackham		Mawson Lakes	3.6-24	12.15-87	Houghton Districts
Round 4	Hackham	1.3-9	15.17-107	Adelaide Lutheran	Round 13	Houghton Districts	14.13-97	6.3-39	O'Sullivan Beach Lonsdale
	Flinders University	12.20-92	0.5-5	Mawson Lakes		Greenacres	11.10-76	2.5-17	Mawson Lakes
	O'Sullivan Beach Lonsdale	8.8-56	11.7-73	Mitchell Park		Flinders University	7.7-49	8.7-55	Hackham
	Houghton Districts	9.9-63	9.11-65	Greenacres		Mitchell Park	10.7-67	9.7-61	Hackham
Round 5	Flinders University	22.13-145	1.2-8	O'Sullivan Beach Lonsdale	Round 14	Mitchell Park	7.7-49	13.8-86	Greenacres
	Hackham	11.11-77	3.3-21	Mitchell Park		Adelaide Lutheran	11.7-73	5.4-34	Flinders University
	Greenacres	5.5-35	9.9-63	Adelaide Lutheran		Hackham	7.9-51	9.12-66	Houghton Districts
	Houghton Districts	14.15-99	1.5-11	Mawson Lakes		O'Sullivan Beach Lonsdale	4.5-29	9.13-67	Mawson Lakes
Round 6	O'Sullivan Beach Lonsdale	3.4-22	18.15-123	Houghton Districts	Round 15	Hackham	7.8-50	23.7-145	Adelaide Lutheran
	Mawson Lakes	6.3-39	12.19-91	Greenacres		Greenacres	9.9-63	9.8-62	Houghton Districts
	Hackham	7.1-43	8.7-55	Flinders University		Flinders University	28.18-186	3.0-18	O'Sullivan Beach Lonsdale
	Adelaide Lutheran	27.21-183	2.1-13	Mitchell Park		Mawson Lakes	5.9-39	9.8-62	Mitchell Park
Round 7	Greenacres	20.10-130	7.3-45	Mitchell Park	Round 16	Adelaide Lutheran	11.5-71	5.4-34	Greenacres
	Flinders University	1.0-6	14.11-95	Adelaide Lutheran		O'Sullivan Beach Lonsdale	6.10-67	9.13-67	Mawson Lakes
	Houghton Districts	17.12-114	8.3-51	Hackham		Mitchell Park	5.7-37	13.13-91	Flinders University
	Mawson Lakes	17.12-114	8.3-51	O'Sullivan Beach Lonsdale		Houghton Districts	14.17-101	2.2-14	Hackham
Round 8	Mawson Lakes	6.4-40	6.10-46	Hackham	Round 17	Houghton Districts	5.5-35	10.9-69	Adelaide Lutheran
	O'Sullivan Beach Lonsdale	2.5-17	15.11-101	Greenacres		O'Sullivan Beach Lonsdale	4.9-33	19.9-123	Mitchell Park
	Houghton Districts	4.5-29	18.12-120	Adelaide Lutheran		Flinders University	3.7-25	6.11-47	Mawson Lakes
	Flinders University	14.11-95	1.5-11	Mitchell Park		Greenacres	19.20-134	2.5-17	Hackham
Round 9	Adelaide Lutheran	16.11-107	4.4-28	Mawson Lakes					
	Mitchell Park	2.4-16	18.6-114	Houghton Districts					
	Greenacres	15.5-95	7.5-47	Flinders University					
	O'Sullivan Beach Lonsdale	6.8-44	6.6-42	Hackham					

MAJOR ROUNDS

Qualifying Final

Greenacres	11.8-74	3.8-26	Houghton Districts
------------	---------	--------	--------------------

Elimination Final

Flinders University	4.5-29	8.6-54	Mitchell Park
---------------------	--------	--------	---------------

1st Semi Final

Houghton Districts	12.13-85	7.3-45	Mitchell Park
--------------------	----------	--------	---------------

2nd Semi Final

Adelaide Lutheran	7.10-52	5.11-41	Greenacres
-------------------	---------	---------	------------

Preliminary Final

Greenacres	6.8-44	11.9-75	Houghton Districts
------------	--------	---------	--------------------

Grand Final

Adelaide Lutheran	16.8-104	5.6-36	Houghton Districts
-------------------	----------	--------	--------------------

MEN'S DIVISION C1



GRAND FINAL

Prince Alfred OC (5.5-35) d. Goodwood Saints (2.7-19)

Best on Ground: George Choimes, Prince Alfred OC

Umpires:

Field – Christopher Conlan, Stephen Panjer

Boundary – Samuel Glasson, Edward Milsom

Goal – Annette Greenshields, Maeve Elshaug-Betson

LADDER

Club	Played	Win	Loss	Draw	Bye	For	Against	%	Points
Goodwood Saints	18	17	1	0	0	1802	572	315.03	34
Prince Alfred OC	18	17	1	0	0	1727	556	310.61	34
Port District	18	14	4	0	0	1597	702	227.49	28
Old Ignatians	18	10	8	0	0	1322	804	164.43	20
St Peters OC	18	9	9	0	0	1133	1227	92.34	18
Tea Tree Gully	18	6	12	0	0	839	1108	75.72	12
Rostrevor OC	18	6	12	0	0	952	1339	71.10	12
Brighton Bombers	18	6	12	0	0	740	1267	58.41	12
Payneham NU	18	4	14	0	0	720	1474	48.85	8
Glenunga	18	1	17	0	0	397	2180	18.21	2

P COLLINS MEDAL LEADERBOARD

First Name	Surname	Club	Votes
Karl	Siebels	Prince Alfred OC	15
Tarrant	Tomeo	Port District	13
Patrick	McAuley	Tea Tree Gully	13
Amer	Elhosni	Rostrevor OC	11
Benjamin	O'Donohue	Prince Alfred OC	10
Ben	Stevens	Old Ignatians	10
Jake	Farrant	Brighton Bombers	10
Ben	Chant	Goodwood Saints	9
Thomas	Schell	Old Ignatians	9
Addison	Burns	Goodwood Saints	9
Cameron	Pritchard	Prince Alfred OC	8
Shannon	Upton	Goodwood Saints	8
Gabriel	Burden	Rostrevor OC	8
Anthony	Dempsey	Goodwood Saints	8
Tom	Palmer	St Peters OC	8
Tyler	Oliver	Goodwood Saints	8
Liam	Vanzati	Goodwood Saints	7
Luke	Flynn	Tea Tree Gully	7
Matthew	Duggan	Port District	7
Jack	Nolan	Port District	7

LEADING GOAL KICKER LEADERBOARD

First Name	Surname	Club	Goals
Karl	Siebels	Prince Alfred OC	75
Ben	Stevens	Old Ignatians	48
Sam	Craven	St Peters OC	42
Thomas	Yates	Brighton Bombers	38
Tarrant	Tomeo	Port District	32
Richard	Carter	Port District	30
Jordan	Limongelli	Old Ignatians	23
Sam	Read	Goodwood Saints	21
Matthew	Duggan	Port District	19
Dylan	Matthews	Rostrevor OC	19
Michael	Grech	Port District	19
Vince	Fratamico	Port District	17
Max	Burford	Prince Alfred OC	17
Joshua	Flynn	Tea Tree Gully	17
Tyler	Oliver	Goodwood Saints	17
Joshua	O'Leary	Rostrevor OC	16
Callan	Kudra-Harding	Goodwood Saints	16
Harry	Collison	Prince Alfred OC	15
Jayden	Geddie	Goodwood Saints	15
Ryan	Tromans	Prince Alfred OC	15

MINOR ROUNDS

Round 1	Payneham NU	3.3-21	14.21-105	Prince Alfred OC	Round 10	Prince Alfred OC	19.12-126	8.3-51	Payneham NU
	Brighton Bombers	2.7-19	9.9-63	Goodwood Saints		Goodwood Saints	19.10-124	6.8-44	Brighton Bombers
	Tea Tree Gully	2.6-18	7.8-50	Old Ignatians		Old Ignatians	7.12-54	8.4-52	Tea Tree Gully
	Port District	24.24-168	1.0-6	Glenunga		Glenunga	3.0-18	21.16-142	Port District
Round 2	St Peters OC	13.17-95	9.7-61	Rostrevor OC	Round 11	Rostrevor OC	7.12-54	7.7-49	St Peters OC
	Tea Tree Gully	6.4-40	9.10-64	Port District		Port District	11.15-81	1.0-6	Tea Tree Gully
	Glenunga	9.8-62	21.9-135	St Peter's OC		St Peter's OC	10.15-75	3.5-23	Glenunga
	Rostrevor OC	1.14-80	7.10-52	Brighton Bombers		Brighton Bombers	9.13-67	8.7-55	Rostrevor OC
	Prince Alfred OC	14.12-96	6.8-44	Old Ignatians		Old Ignatians	4.5-29	8.16-64	Prince Alfred OC
Round 3	Goodwood Saints	19.17-131	1.3-9	Payneham NU	Round 12	Payneham NU	5.2-32	20.18-138	Goodwood Saints
	St Peters OC	13.5-83	7.4-46	Tea Tree Gully		Tea Tree Gully	5.5-35	7.8-50	St Peters OC
	Old Ignatians	8.7-55	14.5-89	Goodwood Saints		Goodwood Saints	11.9-75	4.5-29	Old Ignatians
	Port District	7.7-49	9.13-67	Prince Alfred OC		Prince Alfred OC	14.11-95	2.11-23	Port District
Round 4	Brighton Bombers	6.3-39	4.11-35	Payneham NU	Round 13	Payneham NU	9.6-60	8.9-57	Brighton Bombers
	Rostrevor OC	17.12-114	4.4-28	Glenunga		Glenunga	9.7-43	12.7-79	Rostrevor OC
	Payneham NU	8.9-57	7.12-54	Old Ignatians		Old Ignatians	20.10-130	2.3-15	Payneham NU
	Tea Tree Gully	2.3-15	11.12-78	Rostrevor OC		Rostrevor OC	7.8-50	12.4-156	Tea Tree Gully
	Prince Alfred OC	16.7-103	6.6-42	St Peters OC		St Peters OC	8.2-50	18.18-126	Prince Alfred OC
Round 5	Goodwood Saints	8.10-58	6.6-42	Port District	Round 14	Port District	12.7-79	8.9-57	Goodwood Saints
	Glenunga	6.5-41	11.7-73	Brighton Bombers		Brighton Bombers	11.7-73	9.10-64	Glenunga
	Glenunga	4.7-31	18.11-119	Tea Tree Gully		Tea Tree Gully	17.20-122	1.8-14	Glenunga
	Port District	20.12-132	5.6-36	Payneham NU		Payneham NU	4.3-27	15.9-99	Port District
	St Peters OC	10.7-67	14.5-89	Goodwood Saints		Goodwood Saints	10.7-67	9.8-62	St Peters OC
Round 6	Rostrevor OC	6.5-41	12.11-83	Prince Alfred OC	Round 15	Prince Alfred OC	14.14-98	6.4-40	Rostrevor OC
	Brighton Bombers	1.3-9	15.14-104	Old Ignatians		Old Ignatians	13.20-98	1.2-8	Brighton Bombers
	Payneham NU	6.15-51	11.9-75	St Peters OC		Payneham NU	10.7-67	9.9-63	Rostrevor OC
	Prince Alfred OC	22.18-150	0.0-0	Glenunga		Old Ignatians	6.5-41	6.7-43	St Peter's OC
	Goodwood Saints	24.15-159	1.1-7	Rostrevor OC		Port District	13.16-94	4.5-29	Brighton Bombers
Round 7	Tea Tree Gully	9.5-59	9.2-56	Brighton Bombers	Round 16	Goodwood Saints	24.10-154	2.4-16	Glenunga
	Old Ignatians	5.9-39	9.10-64	Port District		Prince Alfred OC	14.9-93	5.4-34	Tea Tree Gully
	Rostrevor OC	12.10-82	8.9-57	Payneham NU		Tea Tree Gully	3.0-18	18.12-120	Goodwood Saints
	St Peter's OC	6.5-41	20.10-130	Old Ignatians		Brighton Bombers	1.3-9	20.20-140	Prince Alfred OC
	Brighton Bombers	4.5-29	19.8-122	Port District		Glenunga	5.16-46	7.3-45	Payneham NU
Round 8	Glenunga	1.2-8	30.20-200	Goodwood Saints	Round 17	Rostrevor OC	7.4-46	13.12-90	Old Ignatians
	Tea Tree Gully	4.4-28	15.13-103	Prince Alfred OC		St Peters OC	7.3-45	12.12-84	Port District
	Goodwood Saints	6.20-56	4.3-27	Tea Tree Gully		St Peters OC	8.10-58	4.4-28	Brighton Bombers
	Prince Alfred OC	4.3-27	0.0-0	Brighton Bombers		Port District	16.12-108	4.8-32	Rostrevor OC
	Payneham NU	5.18-48	1.3-9	Glenunga		Old Ignatians	16.17-113	0.0-0	Glenunga
Round 9	Old Ignatians	11.15-81	3.3-21	Rostrevor OC	Round 18	Payneham NU	1.8-14	4.6-30	Tea Tree Gully
	Port District	19.11-125	5.2-32	St Peters OC		Goodwood Saints	3.2-20	4.4-28	Prince Alfred OC
	Brighton Bombers	8.7-55	6.9-45	St Peter's OC		St Peters OC	12.14-86	7.5-47	Payneham NU
	Rostrevor OC	3.4-22	10.6-66	Port District		Glenunga	0.2-2	31.13-199	Prince Alfred OC
	Glenunga	5.0-30	20.21-141	Old Ignatians		Rostrevor OC	4.3-27	16.9-105	Goodwood Saints
	Tea Tree Gully	11.6-72	7.6-48	Payneham NU	Brighton Bombers	9.9-63	6.6-42	Tea Tree Gully	
	Prince Alfred OC	3.6-24	11.7-73	Goodwood Saints	Port District	11.10-76	6.4-40	Old Ignatians	

MAJOR ROUNDS

Qualifying Final

Prince Alfred OC	12.9-81	5.8-38	Port District
------------------	---------	--------	---------------

Elimination Final

Old Ignatians	8.10-58	3.10-28	St Peters OC
---------------	---------	---------	--------------

1st Semi Final

Port District	9.13-67	8.5-53	Old Ignatians
---------------	---------	--------	---------------

2nd Semi Final

Goodwood Saints	10.4-64	8.13-61	Prince Alfred OC
-----------------	---------	---------	------------------

Preliminary Final

Prince Alfred OC	10.15-75	3.5-23	Port District
------------------	----------	--------	---------------

Grand Final

Goodwood Saints	2.7-19	5.5-35	Prince Alfred OC
-----------------	--------	--------	------------------

MEN'S DIVISION C2



GRAND FINAL

Henley (9.12-66) d. PHOS Camden (6.3-39)

Best on Ground: Jarrod Butterfield, Henley

Umpires:

Field – Amin Chehade, Adam Forster

Boundary – Zanen Syrokos, Jamie Thomson

Goal – Gary Coombes, Morgan Tkalec

LADDER

Club	Played	Win	Loss	Draw	Bye	For	Against	%	Points
Henley	18	18	0	0	0	1896	434	436.87	36
PHOS Camden	18	14	4	0	0	1903	839	226.82	28
Adelaide University	18	14	4	0	0	1549	812	190.76	28
Athelstone	18	12	6	0	0	1363	837	162.84	24
Sacred Heart OC	18	10	8	0	0	1470	817	179.93	20
Broadview	18	10	8	0	0	1387	916	151.42	20
Salisbury North	18	4	14	0	0	779	1718	45.34	8
Gaza	18	4	14	0	0	640	1899	33.70	8
North Haven	18	2	16	0	0	569	2060	27.62	4
Unley Mercedes Jets	18	2	8	0	0	409	1633	25.05	4

JA BURCHELL MEDAL LEADERBOARD

First Name	Surname	Club	Votes
Scott	Sullivan	Athelstone	21
Todd	Pfieffer	Adelaide University	15
Chris	Diotallevi	Athelstone	14
Rory	Hooper	PHOS Camden	12
Jonathon	Koutsikas	PHOS Camden	12
Matthew	Stuart	Adelaide University	12
Tom	Bateman	Adelaide University	11
Calvin	Cornish	PHOS Camden	10
Alexander	Hurley	Sacred Heart OC	10
Anthony	Flett	PHOS Camden	9
Samuel	Muegel	Henley	9
Harley	Egel	Henley	8
Daniel	Arkun	Adelaide University	7
Eric	Hayat	Broadview	7
Justin	Keast	Gaza	7
Michael	Kocman	Sacred Heart OC	7
Lucas	Pretty-Williams	PHOS Camden	7
Daniel	Wilksch	Henley	7
Lachlan	Fowler	Adelaide University	6
Joshua	Pike	Athelstone	6

LEADING GOAL KICKER LEADERBOARD

First Name	Surname	Club	Goals
Daniel	Wilksch	Henley	48
Nick	Lordanou	PHOS Camden	41
Dylan	Koop	Adelaide University	38
Michael	Kocman	Sacred Heart OC	37
Chris	Diotallevi	Athelstone	36
Michael	Newell	Athelstone	29
Flynn	Robertson	Broadview	28
Jonathon	Koutsikas	PHOS Camden	28
Will	McAuliffe	Sacred Heart OC	28
Jarrod	Grove	PHOS Camden	26
Matthew	Rowe	PHOS Camden	26
Jamie	Van Kessel	Gaza	23
Scott	Sullivan	Athelstone	22
Austin	Quinn	Sacred Heart OC	21
Matthew	Stuart	Adelaide University	21
Brodie	Rowlands	Broadview	21
Angus	Ralph	Broadview	20
Tom	Bateman	Adelaide University	20
William	Haskard	Henley	20
Ryan	Fry	Henley	19

MINOR ROUNDS

Round 1	Henley	27.18-180	1.3-9	Gaza	Round 10	Gaza	1.2-8	21.15-141	Henley
	Adelaide University	11.8-74	9.12-66	Athelstone		Athelstone	6.11-47	10.2-62	Adelaide University
	North Haven	9.9-63	6.11-47	Unley Mercedes Jets		Unley Mercedes Jets	9.10-64	7.10-52	North Haven
	Sacred Heart OC	6.2-38	7.3-45	Broadview		Broadview	8.8-56	9.8-62	Sacred Heart OC
	PHOS Camden	19.19-133	7.3-45	Salisbury North		Salisbury North	2.6-18	19.18-132	PHOS Camden
Round 2	Unley Mercedes Jets	11.8-74	16.14-110	Sacred Heart OC	Round 11	Sacred Heart OC	12.0-72	0 (Forfeit)	Unley Mercedes Jets
	Broadview	9.8-62	12.7-79	PHOS Camden		PHOS Camden	15.14-104	9.4-58	Broadview
	Salisbury North	6.6-42	10.14-74	Athelstone		Athelstone	14.10-94	9.5-59	Salisbury North
	Gaza	9.2-56	7.5-47	North Haven		North Haven	8.7-55	4.8-32	Gaza
	Adelaide University	2.6-18	13.18-96	Henley		Henley	11.10-76	7.5-47	Adelaide University
Round 3	PHOS Camden	33.16-214	3.1-19	Unley Mercedes Jets	Round 12	Unley Mercedes Jets	7.5-47	19.16-130	PHOS Camden
	Sacred Heart OC	28.14-182	3.1-19	Gaza		Adelaide University	27.17-179	0.0-0	North Haven
	Henley	13.13-91	4.5-29	Athelstone		Gaza	3.5-23	12.11-83	Sacred Heart OC
	Salisbury North	2.3-15	16.15-111	Broadview		Athelstone	4.4-28	7.10-52	Henley
	North Haven	4.2-26	17.20-122	Adelaide University		Broadview	20.13-133	5.3-33	Salisbury North
Round 4	Henley	17.12-114	5.2-32	North Haven	Round 13	North Haven	1.1-7	21.19-145	Henley
	Unley Mercedes Jets	7.6-48	8.10-58	Salisbury North		Salisbury North	12.0-72	0 (Forfeit)	Unley Mercedes Jets
	Gaza	4.4-28	20.13-133	PHOS Camden		PHOS Camden	26.14-170	7.1-43	Gaza
	Adelaide University	7.11-53	10.9-69	Sacred Heart OC		Sacred Heart OC	4.6-30	10.9-69	Adelaide University
	Broadview	12.12-84	5.7-37	Athelstone		Athelstone	12.6-78	6.6-42	Broadview
Round 5	Broadview	12.0-72	0 (Forfeit)	Unley Mercedes Jets	Round 14	Unley Mercedes Jets	0 (Forfeit)	12.0-72	Broadview
	Henley	7.5-47	4.13-37	Sacred Heart OC		Henley	9.5-59	4.6-30	Sacred Heart OC
	PHOS Camden	8.12-60	7.8-50	Adelaide University		Adelaide University	9.14-68	6.8-44	PHOS Camden
	Salisbury North	9.9-63	10.8-68	Gaza		Gaza	7.7-49	3.10-28	Salisbury North
	North Haven	8.5-53	9.8-62	Athelstone		Athelstone	17.19-121	1.0-6	North Haven
Round 6	Henley	10.12-72	7.13-55	PHOS Camden	Round 15	PHOS Camden	8.4-52	16.7-103	Henley
	Gaza	1.2-8	15.18-108	Broadview		Broadview	19.8-122	7.8-50	Gaza
	Adelaide University	14.8-92	6.15-51	Salisbury North		Salisbury North	7.8-50	14.15-99	Adelaide University
	Unley Mercedes Jets	0.2-2	27.16-178	Athelstone		Athelstone	12.0-72	0 (Forfeit)	Unley Mercedes Jets
	North Haven	3.3-21	25.11-161	Sacred Heart OC		Sacred Heart OC	22.16-148	3.4-22	North Haven
Round 7	Salisbury North	4.5-29	23.8-146	Henley	Round 16	Henley	32.16-208	0.1-1	Salisbury North
	PHOS Camden	28.27-195	2.3-15	North Haven		North Haven	9.1-55	22.10-142	PHOS Camden
	Sacred Heart OC	9.7-61	10.12-72	Athelstone		Athelstone	12.9-81	10.7-67	Sacred Heart OC
	Broadview	8.8-56	9.12-66	Adelaide University		Adelaide University	14.9-93	5.12-42	Broadview
	Unley Mercedes Jets	12.9-81	9.6-60	Gaza		Gaza	12.0-72	0.0-0	Unley Mercedes Jets
Round 8	Adelaide University	18.12-120	3.9-27	Unley Mercedes Jets	Round 17	Unley Mercedes Jets	0 (Forfeit)	12.0-72	Adelaide University
	Gaza	5.5-35	11.17-83	Athelstone		Athelstone	23.20-158	1.2-8	Gaza
	Henley	10.17-77	5.0-30	Broadview		Broadview	3.4-22	22.13-145	Henley
	North Haven	6.6-42	13.10-88	Salisbury North		Salisbury North	17.10-112	6.6-42	North Haven
	PHOS Camden	13.11-89	2.4-16	Sacred Heart OC		PHOS Camden	10.12-72	8.9-57	Sacred Heart OC
Round 9	PHOS Camden	9.10-64	2.9-21	Athelstone	Round 18	Athelstone	9.8-62	5.5-35	PHOS Camden
	Salisbury North	0.0-0	22.23-155	Sacred Heart OC		Sacred Heart OC	12.20-92	2.3-15	Salisbury North
	Broadview	23.19-157	2.2-14	North Haven		North Haven	2.5-17	15.25-115	Broadview
	Unley Mercedes Jets	0 (Forfeit)	12.0-72	Henley		Henley	12.0-72	0 (Forfeit)	Unley Mercedes Jets
	Gaza	4.7-31	17.18-120	Adelaide University		Adelaide University	21.19-145	6.5-41	Gaza

MAJOR ROUNDS

Qualifying Final

PHOS Camden	5.13-43	6.5-41	Adelaide University
-------------	---------	--------	---------------------

Elimination Final

Athelstone	9.7-61	2.6-18	Sacred Heart OC
------------	--------	--------	-----------------

1st Semi Final

Adelaide University	7.10-52	4.4-28	Athelstone
---------------------	---------	--------	------------

2nd Semi Final

Henley	8.14-62	6.4-40	PHOS Camden
--------	---------	--------	-------------

Preliminary Final

PHOS Camden	9.5-59	6.17-53	Adelaide University
-------------	--------	---------	---------------------

Grand Final

Henley	9.12-66	6.3-39	PHOS Camden
--------	---------	--------	-------------

MEN'S DIVISION C3



GRAND FINAL

Modbury (9.3-57) d. Scotch OC (7.4-46)

Best on Ground: Willem Ravesteyn, Modbury

Umpires:

Field – Chris Lambert, Alexander Rimmer

Boundary – Miller Jolly, Salvator Smolinski

Goal – Lindsay Holst, Lynton Davies

LADDER

Club	Played	Win	Loss	Draw	Bye	For	Against	%	Points
Modbury	16	16	0	0	2	1701	498	341.57	32
Golden Grove	16	12	4	0	2	1080	775	139.35	24
Seaton Ramblers	16	10	5	0	2	907	856	105.96	20
Scotch OC	16	8	8	0	2	1025	899	114.02	16
SMOSH West Lakes	16	8	8	0	2	901	988	91.19	16
Flinders Park	16	8	8	0	2	885	1059	83.57	16
Edwardstown	16	5	11	0	2	768	1106	69.44	10
Adelaide University	16	4	12	0	2	775	1138	68.10	8
Morphettville Park	16	1	13	0	2	625	1348	46.36	2

CG TIDEMAN MEDAL LEADERBOARD

First Name	Surname	Club	Votes
Joel	Vaneveld	Modbury	20
Jack	Sutton	Modbury	14
Scott	Cleary	Modbury	13
Quinn	Spencer	Scotch OC	12
Alex	Ferrier	Flinders Park	11
Beau	Furst	Seaton Ramblers	11
Anthony	May	Edwardstown	11
Ben	Eisner	Modbury	10
Bevan	O'Loughlin	Edwardstown	9
Anthony	Nasone	Seaton Ramblers	9
Alex	Bland	Seaton Ramblers	8
Beau	Jarman	Modbury	8
Zac	Wallace	Seaton Ramblers	8
Cody	Brooke	Flinders Park	7
Con	Lelos	Golden Grove	7
Sam	Cavanagh	SMOSH West Lakes	7
Alexander	Moore	Scotch OC	6
Brad	Sumner	Edwardstown	6
Daniel	Martens	Edwardstown	6
Nicolas	Tarca	Golden Grove	6

LEADING GOAL KICKER LEADERBOARD

First Name	Surname	Club	Goals
Joel	Vaneveld	Modbury	74
Mario	Caroscio	Seaton Ramblers	28
Anthony	Nasone	Seaton Ramblers	26
Izaak	Trogenza	Flinders Park	24
Kane	Horskins	Golden Grove	24
Christian	Minchenberg	Flinders Park	23
Lee	Kightley	Modbury	22
Nathan	Bonney	Golden Grove	20
Ben	Eisner	Modbury	20
Foti	Vassilopoulos	Scotch OC	19
Kade	Crosby	Morphettville Park	19
Luke	Nelson	Edwardstown	18
Ryan	Richards	Modbury	18
Harrison	Eden	Scotch OC	16
Con	Lelos	SMOSH West Lakes	15
Martyn	Davidson	SMOSH West Lakes	15
Patrick	Caroscio	Seaton Ramblers	14
Lachlan	Nimmo	Scotch OC	13
Josh	Hutchins	Modbury	12
Tyson	Wilson	Seaton Ramblers	12

MINOR ROUNDS

Round 1	Modbury	13.11-89	3.9-27	Adelaide University	Round 10	Adelaide University	8.6-54	18.12-120	Modbury
	Golden Grove	8.10-58	5.5-35	Scotch OC		Scotch OC	10.14-74	4.4-28	Golden Grove
	Seaton Ramblers	3.5-23	3.8-26	Edwardstown		Edwardstown	14.13-74	4.4-28	Seaton Ramblers
	Morphettville Park	6.13-49	17.5-107	SMOSH West Lakes		SMOSH West Lakes	10.10-70	7.6-48	Morphettville Park
	Flinders Park	Bye				Flinders Park	Bye		
Round 2	Edwardstown	7.10-52	7.11-53	Morphettville Park	Round 11	Morphettville Park	6.7-43	12.6-78	Edwardstown
	Flinders Park	7.10-52	11.6-72	Golden Grove		Golden Grove	13.16-94	7.9-51	Flinders Park
	Adelaide University	9.4-58	13.7-85	Seaton Ramblers		Seaton Ramblers	10.10-70	2.8-20	Adelaide University
	Scotch OC	5.7-37	13.10-88	Modbury		Modbury	12.10-82	6.5-41	Scotch OC
	SMOSH West Lakes	Bye				SMOSH West Lakes	Bye		
Round 3	Seaton Ramblers	11.9-75	6.3-39	Scotch OC	Round 12	Scotch OC	10.9-69	12.7-79	Seaton Ramblers
	Morphettville Park	9.10-64	12.6-78	Adelaide University		Adelaide University	12.13-85	6.1-37	Morphettville Park
	Golden Grove	3.7-25	15.19-109	Modbury		Modbury	20.7-127	4.10-34	Golden Grove
	Flinders Park	6.12-48	8.5-53	SMOSH West Lakes		SMOSH West Lakes	6.12-48	6.14-50	Flinders Park
	Edwardstown	Bye				Edwardstown	Bye		
Round 4	Modbury	16.13-109	2.0-12	Seaton Ramblers	Round 13	Seaton Ramblers	6.5-41	16.16-112	Modbury
	Edwardstown	6.13-49	6.5-41	Flinders Park		Flinders Park	12.8-80	5.6-36	Edwardstown
	Scotch OC	14.13-43	6.7-43	Morphettville Park		Morphettville Park	3.13-31	13.11-89	Scotch OC
	SMOSH West Lakes	10.3-63	9.10-64	Golden Grove		Golden Grove	17.14-116	2.6-18	SMOSH West Lakes
	Adelaide University	Bye				Adelaide University	Bye		
Round 5	Golden Grove	10.0-60	0 (Forfeit)	Seaton Ramblers	Round 14	Modbury	6.3-39	0 (Forfeit)	Morphettville Park
	SMOSH West Lakes	7.7-49	4.12-36	Edwardstown		Edwardstown	2.7-19	9.8-62	SMOSH West Lakes
	Morphettville Park	6.4-40	17.15-117	Modbury		Adelaide University	7.7-49	7.9-51	Flinders Park
	Flinders Park	12.13-85	4.4-28	Adelaide University		Seaton Ramblers	7.13-55	4.5-29	Golden Grove
	Scotch OC	Bye				Scotch OC	Bye		
Round 6	Adelaide University	13.12-90	5.7-37	SMOSH West Lakes	Round 15	SMOSH West Lakes	11.5-71	8.7-55	Adelaide University
	Scotch OC	18.13-121	5.3-33	Flinders Park		Flinders Park	10.16-76	6.4-40	Scotch OC
	Edwardstown	8.12-60	12.14-86	Golden Grove		Golden Grove	10.14-74	4.11-35	Edwardstown
	Seaton Ramblers	10.15-75	6.1-37	Morphettville Park		Morphettville Park	4.5-29	17.17-119	Seaton Ramblers
	Modbury	Bye				Modbury	Bye		
Round 7	Golden Grove	6.3-39	0 (Forfeit)	Morphettville Park	Round 16	Modbury	19.9-123	4.6-30	Flinders Park
	Flinders Park	5.6-36	19.10-124	Modbury		Morphettville Park	5.7-37	23.14-152	Golden Grove
	SMOSH West Lakes	12.7-79	8.13-61	Scotch OC		Scotch OC	8.8-56	13.8-86	SMOSH West Lakes
	Edwardstown	10.8-68	10.13-73	Adelaide University		Adelaide University	5.13-43	14.10-94	Edwardstown
	Seaton Ramblers	Bye				Seaton Ramblers	Bye		
Round 8	Scotch OC	11.5-71	7.9-51	Edwardstown	Round 17	Edwardstown	5.4-34	11.11-77	Scotch OC
	Adelaide University	3.6-24	15.11-101	Golden Grove		Golden Grove	5.18-48	5.5-35	Adelaide University
	Modbury	10.14-74	7.5-47	SMOSH West Lakes		SMOSH West Lakes	6.5-41	13.16-94	Modbury
	Seaton Ramblers	12.8-80	5.4-34	Flinders Park		Flinders Park	10.7-67	4.4-28	Seaton Ramblers
	Morphettville Park	Bye				Morphettville Park	Bye		
Round 9	SMOSH West Lakes	8.4-52	8.10-58	Seaton Ramblers	Round 18	Morphettville Park	10.6-66	10.12-72	Flinders Park
	Edwardstown	4.3-27	27.8-170	Modbury		Seaton Ramblers	10.10-70	2.6-18	SMOSH West Lakes
	Adelaide University	6.-45	7.13-55	Scotch OC		Modbury	17.22-124	1.0-6	Edwardstown
	Flinders Park	12.7-79	7.6-48	Morphettville Park		Scotch OC	9.9-63	0.11-11	Adelaide University
	Golden Grove	Bye				Golden Grove	Bye		

MAJOR ROUNDS

Qualifying Final

Golden Grove	6.5-41	6.10-46	Seaton Ramblers
--------------	--------	---------	-----------------

Elimination Final

Scotch OC	13.7-85	5.8-38	SMOSH West Lakes
-----------	---------	--------	------------------

1st Semi Final

Golden Grove	6.11-47	13.12-90	Scotch OC
--------------	---------	----------	-----------

2nd Semi Final

Modbury	13.8-86	3.6-24	Seaton Ramblers
---------	---------	--------	-----------------

Preliminary Final

Seaton Ramblers	6.7-43	10.10-70	Scotch OC
-----------------	--------	----------	-----------

Grand Final

Modbury	9.3-57	7.4-46	Scotch OC
---------	--------	--------	-----------

MEN'S DIVISION C4



GRAND FINAL

Pembroke OS (14.13-97) d. Mitcham (7.4-46)

Best on Ground: Charlie Nocholas, Pembroke OS

Umpires:

Field – Ian Gore, Ron Murch

Boundary – Brodie Symons, Josh Symons

Goal – John Biggs, Mark Chandler

LADDER

Club	Played	Win	Loss	Draw	Bye	For	Against	%	Points
Pembroke OS	12	11	1	0	6	1253	370	338.65	22
Plympton	12	10	2	0	5	1013	498	203.41	20
Mitcham	12	9	3	0	5	871	575	151.48	18
Woodville South	11	4	7	0	6	591	888	66.55	9
Walkerville	12	4	8	0	5	735	807	91.08	8
Hope Valley	11	3	8	0	5	759	869	87.34	7
Pooraka	12	0	6	0	5	123	1338	9.19	0
Kenilworth	0	0	0	0	13	0	0	0	0

HD NAYLOR MEDAL LEADERBOARD

First Name	Surname	Club	Votes
Lachy	Wilhelm	Mitcham	14
Lee	Duggan	Hope Valley	13
Brett	Aitken	Mitcham	10
Nick	Worrall	Pembroke OS	10
Daniel	Budarick	Plympton	9
Harry	Bilyk	Pembroke OS	5
Scott	Norman	Woodville South	5
Jace	Bode	Pembroke OS	4
Benjamin	Foster	Hope Valley	4
Adam	Treloar	Mitcham	4
Giorgio	Kastrappi	Plympton	4
Mark	Bachetti	Pembroke OS	4
Justin	Carey	Plympton	4
William	Hammond	Pembroke OS	3
Isaac	Trethewey	Woodville South	3
James	Allan	Pembroke OS	3
Josh	Angus	Pembroke OS	3
Scott	Poland	Woodville South	3
Michael	Pitt	Mitcham	3
Ben	Nappa	Woodville South	3

LEADING GOAL KICKER LEADERBOARD

First Name	Surname	Club	Goals
Samuel	Proud	Walkerville	23
Harry	Bilyk	Pembroke OS	21
William	Hammond	Pembroke OS	20
Brett	Aitken	Mitcham	20
Lachy	Wilhelm	Mitcham	19
George	Zammit	Mitcham	18
Travis	Young	Plympton	17
Steven	Webster	Mitcham	17
Jordan	Pepper	Hope Valley	16
Lee	Duggan	Hope Valley	16
Stephen	Green	Woodville South	14
Todd	Bevan	Pembroke OS	14
Benjamin	Foster	Hope Valley	14
James	Allan	Pembroke OS	14
Luke	Ayling	Plympton	13
Matthew	Selvanera	Hope Valley	12
James	Brennan	Pembroke OS	11
James	Norton	Plympton	11
Charlie	Zammit	Mitcham	11
Harry	Aughey	Pembroke OS	10

MINOR ROUNDS

Round 1	Walkerville	Cancelled	Cancelled	Kenilworth	Round 10	Mitcham	4.5-29	10.12-72	Plympton
	Hope Valley	4.4-28	23.16-154	Pembroke OS		Woodville South	11.12-78	9.9-63	Pooraka
	Pooraka	1.5-11	19.3-117	Woodville South		Pembroke OS	19.21-135	3.3-21	Hope Valley
	Plympton	12.9-81	4.5-29	Mitcham		Kenilworth	Bye	Bye	Hope Valley
Round 2	Woodville South	10 Abandoned	14 Abandoned	Hope Valley	Round 11	Hope Valley	15.12-102	4.8-32	Woodville South
	Pembroke OS	25.18-168	3.5-23	Plympton		Plympton	5.8-38	10.8-68	Pembroke OS
	Walkerville	2.4-16	9.11-65	Mitcham		Mitcham	9.7-61	5.13-43	Walkerville
	Pooraka	Bye	Bye	Kenilworth		Kenilworth	Bye	Bye	Pooraka
Round 3	Plympton	17.14-116	2.7-19	Woodville South	Round 12	Woodville South	3.5-23	26.15-165	Plympton
	Pooraka	Cancelled	Cancelled	Kenilworth		Pembroke OS	9.9-63	11.5-71	Mitcham
	Mitcham	9.9-63	12.3-75	Pembroke		Kenilworth	Bye	Bye	Hope Valley
	Hope Valley	Bye	Bye	Walkerville		Pooraka	Bye	Bye	Walkerville
Round 4	Woodville South	10.4-64	9.11-65	Mitcham	Round 13	Mitcham	11.16-82	5.9-39	Woodville South
	Walkerville	3.3-21	19.14-128	Pembroke OS		Pembroke OS	12.10-82	7.8-50	Walkerville
	Kenilworth	Cancelled	Cancelled	Hope Valley		Kenilworth	Bye	Bye	Hope Valley
	Plympton	Bye	Bye	Pooraka		Plympton	Bye	Bye	Pooraka
Round 5	Pembroke OS	9.7-61	5.9-39	Woodville South	Round 14	Woodville South	2.4-16	14.17-101	Pembroke OS
	Walkerville	18.15-123	0.0-0	Pooraka		Pooraka	0.0-0	18.1-109	Walkerville
	Plympton	Cancelled	Cancelled	Kenilworth		Kenilworth	Bye	Bye	Hope Valley
	Hope Valley	Bye	Bye	Mitcham		Mitcham	Bye	Bye	Plympton
Round 6	Kenilworth	Cancelled	Cancelled	Mitcham	Round 15	Woodville South	15.6-96	8.10-58	Walkerville
	Walkerville	9.10-64	10.8-68	Woodville South		Hope Valley	18.1-109	0 (Forfeit)	Pooraka
	Pooraka	4.4-28	19.23-137	Hope Valley		Kenilworth	Bye	Bye	Mitcham
	Pembroke OS	Bye	Bye	Plympton		Pembroke OS	Bye	Bye	Plympton
Round 7	Plympton	18.1-109	0 (Forfeit)	Pooraka	Round 16	Pooraka	0 (Forfeit)	18.1-109	Plympton
	Walkerville	14.12-96	15.4-94	Hope Valley		Hope Valley	11.10-76	12.12-84	Walkerville
	Kenilworth	Bye	Bye	Mitcham		Kenilworth	Bye	Bye	Mitcham
	Pembroke OS	Bye	Bye	Woodville South		Pembroke OS	Bye	Bye	Woodville South
Round 8	Pooraka	3.3-21	18.12-120	Mitcham	Round 17	Mitcham	18.1-109	0 (Forfeit)	Pooraka
	Hope Valley	4.9-33	11.13-79	Plympton		Plympton	12.12-84	9.4-58	Hope Valley
	Kenilworth	Bye	Bye	Pembroke OS		Kenilworth	Bye	Bye	Pembroke OS
	Walkerville	Bye	Bye	Woodville South		Walkerville	Bye	Bye	Woodville South
Round 9	Pooraka	0 (Forfeit)	18.1-109	Pembroke OS	Round 18	Pooraka	0 (Forfeit)	18.1-109	Pembroke OS
	Walkerville	3.4-22	11.10-76	Plympton		Plympton	8.13-61	7.7-49	Walkerville
	Mitcham	14.12-96	6.4-40	Hope Valley		Hope Valley	9.7-61	12.9-81	Mitcham
	Kenilworth	Bye	Bye	Woodville South		Kenilworth	Bye	Bye	Woodville South

MAJOR ROUNDS

Qualifying Final

Plympton	8.13-61	11.4-70	Mitcham
----------	---------	---------	---------

Elimination Final

Woodville South	6.4-40	8.9-57	Walkerville
-----------------	--------	--------	-------------

1st Semi Final

Plympton	11.8-74	5.11-41	Walkerville
----------	---------	---------	-------------

2nd Semi Final

Pembroke OS	10.7-67	8.6-54	Mitcham
-------------	---------	--------	---------

Preliminary Final

Mitcham	12.5-77	10.4-64	Plympton
---------	---------	---------	----------

Grand Final

Pembroke OS	14.13-97	7.4-46	Mitcham
-------------	----------	--------	---------

MEN'S DIVISION C5



GRAND FINAL

Lockleys (9.7-61) d. Hectorville (3.8-26)

Best on Ground: Anthony Warnest, Lockleys

Umpires:

Field – Cameron Scott, Cameron MacLeod

Boundary – Josh Biggs, Tyson Psaila

Goal – Troy Burge, Heath Loxton

LADDER

Club	Played	Win	Loss	Draw	Bye	For	Against	%	Points
Lockleys	14	13	1	0	4	1715	279	614.70	26
Gepps Cross	14	11	3	0	4	1398	455	307.25	22
Hectorville	14	10	4	0	4	1076	531	202.64	20
Elizabeth	14	8	6	0	4	1149	708	162.29	16
Colonel Light Gardens	14	6	7	0	4	906	1014	89.35	12
Blackfriars OS	14	5	8	0	4	688	1005	68.46	10
St Pauls OS	14	2	9	0	4	452	1668	27.10	4
Eastern Park	14	1	13	0	4	404	2128	18.98	2

CC SANDO MEDAL LEADERBOARD

First Name	Surname	Club	Votes
James	Ramsell	Elizabeth	21
Josh	Woolston	Lockleys	14
Isaac	Cooper	Colonel Light Gardens	9
Tyson	Jenke	Hectorville	9
Daniel	Melville	Elizabeth	9
Peter	Woolford	Gepps Cross	8
Jamie	Hibbett	Gepps Cross	7
Steven	Taylor	Gepps Cross	7
Jaseton	Heath	Lockleys	6
Daniel	Smith	Lockleys	6
Nathan	Smith	Gepps Cross	6
Andrew	Tully	Elizabeth	6
Ben	Clark	Elizabeth	5
Hamish	Clayton	Hectorville	5
Liam	Quinn	Colonel Light Gardens	5
Daniel	Steer	Colonel Light Gardens	5
Andrew	Warnest	Lockleys	5
Liam	Haren	Lockleys	5
Raymond	Clinch	Colonel Light Gardens	4
Josiah	De Luca	Hectorville	4

LEADING GOAL KICKER LEADERBOARD

First Name	Surname	Club	Goals
Jamie	Hibbett	Gepps Cross	46
Ben	Clark	Elizabeth	34
Peter	Woolford	Gepps Cross	32
Daniel	Smith	Lockleys	24
Andrew	Warnest	Lockleys	24
Domenic	Merlino	Blackfriars OS	21
Liam	Haren	Lockleys	21
Scott	Balchin	Colonel Light Gardens	19
Bradley	Payne	Gepps Cross	18
Alan	Casey	Elizabeth	18
Jovan	Bojovic	St Pauls OS	18
Domenic	Capone	Lockleys	17
Dennis	Vidal	Elizabeth	14
Andrew	Tully	Elizabeth	13
James	Ramsell	Elizabeth	13
Warrick	Clinch	Colonel Light Gardens	12
Thomas	Giannone	Hectorville	12
Ethan	Wood	Eastern Park	11
Michael	Phillips	Lockleys	11
Jack	Simpson	Lockleys	10

MINOR ROUNDS

Round 1	Hectorville	4.3-27	6.13-49	Lockleys	Round 10	Blackfriars OS	7.12-54	5.10-40	Elizabeth
	Elizabeth	17.14-116	5.4-34	Blackfriars OS		Lockleys	16.11-107	2.3-15	Hectorville
	Colonel Light Gardens	14.13-97	4.11-35	Eastern Park		Eastern Park	4.3-27	25.12-162	Colonel Light Gardens
	Gepps Cross	Bye				Gepps Cross	Bye		
	St Pauls OS	Bye				St Pauls OS	Bye		
Round 2	Gepps Cross	14.16-100	6.5-41	Colonel Light Gardens	Round 11	Colonel Light Gardens	5.5-35	24.11-155	Gepps Cross
	Eastern Park	17.15-117	9.8-62	St Pauls OS		St Pauls OS	23.15-153	4.4-28	Eastern Park
	Blackfriars OS	2.4-16	17.12-114	Hectorville		Hectorville	8.14-62	4.8-32	Blackfriars OS
	Elizabeth	Bye				Elizabeth	Bye		
	Lockleys	Bye				Lockleys	Bye		
Round 3	Colonel Light Gardens	1.0-6	27.21-183	Lockleys	Round 12	Lockleys	10.0-60	0 (Forfeit)	Colonel Light Gardens
	Elizabeth	25.9-159	5.7-37	St Pauls OS		St Pauls OS	5.3-33	24.17-161	Elizabeth
	Eastern Park	7.6-48	10.12-72	Gepps Cross		Gepps Cross	38.16-244	0.1-1	Eastern Park
	Blackfriars OS	Bye				Blackfriars OS	Bye		
	Hectorville	Bye				Hectorville	Bye		
Round 4	Elizabeth	4.6-30	10.16-76	Hectorville	Round 13	Hectorville	10.6-66	5.10-40	Elizabeth
	Lockleys	42.20-272	0.0-0	Eastern Park		Eastern Park	1.0-6	38.20-248	Lockleys
	Blackfriars OS	12.11-83	11.11-77	Colonel Light Gardens		Colonel Light Gardens	9.7-61	7.7-49	Blackfriars OS
	Gepps Cross	16.2-98	0 (Forfeit)	St Pauls OS		St Pauls OS	5.3-33	26.20-176	Gepps Cross
Round 5	Gepps Cross	8.6-54	13.11-89	Lockleys	Round 14	Lockleys	7.2-44	5.12-42	Gepps Cross
	Eastern Park	6.3-39	11.13-79	Blackfriars OS		Hectorville	16.2-98	0.0-0	St Pauls OS
	St Pauls OS	0.1-1	23.17-155	Hectorville		Blackfriars OS	21.10-136	4.7-31	Eastern Park
	Colonel Light Gardens	Bye				Colonel Light Gardens	Bye		
	Elizabeth	Bye				Elizabeth	Bye		
Round 6	Elizabeth	17.10-112	4.1-25	Colonel Light Gardens	Round 15	Colonel Light Gardens	16.8-104	5.7-37	Elizabeth
	Blackfriars OS	3.7-25	21.9-135	Gepps Cross		Gepps Cross	10.0-60	0 (Forfeit)	Blackfriars OS
	Lockleys	16.2-98	0 (Forfeit)	St Pauls OS		St Pauls OS	0.2-2	38.18-246	Lockleys
	Eastern Park	Bye				Eastern Park	Bye		
	Hectorville	Bye				Hectorville	Bye		
Round 7	Eastern Park	5.8-38	15.17-107	Elizabeth	Round 16	Elizabeth	28.15-183	2.0-12	Eastern Park
	Colonel Light Gardens	7.6-48	6.17-53	Hectorville		Hectorville	7.7-49	6.8-44	Colonel Light Gardens
	Lockleys	18.7-115	3.4-22	Blackfriars OS		Blackfriars OS	4.8-32	14.11-95	Lockleys
	Gepps Cross	Bye				Gepps Cross	Bye		
	St Pauls OS	Bye				St Pauls OS	Bye		
Round 8	Blackfriars OS	16.2-98	0 (Forfeit)	St Pauls OS	Round 17	Eastern Park	1.3-9	28.12-180	Hectorville
	Elizabeth	8.6-54	6.13-49	Gepps Cross		St Pauls OS	9.6-60	4.4-28	Blackfriars OS
	Hectorville	19.19-133	2.1-13	Eastern Park		Gepps Cross	11.5-71	5.7-37	Elizabeth
	Colonel Light Gardens	Bye				Colonel Light Gardens	Bye		
	Lockleys	Bye				Lockleys	Bye		
Round 9	St Pauls OS	5.7-37	14.13-97	Colonel Light Gardens	Round 18	Colonel Light Gardens	16.13-109	5.4-34	St Pauls OS
	Gepp Cross	13.18-96	3.5-23	Hectorville		Elizabeth	6.5-41	4.7-31	Lockleys
	Lockleys	10.18-78	5.2-32	Elizabeth		Hectorville	3.7-25	6.10-46	Gepps Cross
	Blackfriars OS	Bye				Blackfriars OS	Bye		
	Eastern Park	Bye				Eastern Park	Bye		

MAJOR ROUNDS

Qualifying Final

Gepps Cross	5.8-38	5.13-43	Hectorville
-------------	--------	---------	-------------

Elimination Final

Elizabeth	5.5-35	8.8-56	Colonel Light Gardens
-----------	--------	--------	-----------------------

1st Semi Final

Gepps Cross	13.6-84	5.5-35	Colonel Light Gardens
-------------	---------	--------	-----------------------

2nd Semi Final

Lockleys	22.11-143	5.4-34	Hectorville
----------	-----------	--------	-------------

Preliminary Final

Hectorville	9.11-65	7.6-48	Gepps Cross
-------------	---------	--------	-------------

Grand Final

Lockleys	9.7-61	3.8-26	Hectorville
----------	--------	--------	-------------

MEN'S DIVISION C6



GRAND FINAL

Adelaide University (11.9-75) d. CBC OC (5.8-38)

Best on Ground: Phillip Cleggett, Adelaide University

Umpires:

Field – Mark Braunack, Payne Sowter

Boundary – Yang Yang, James Hutchins

Goal – Bruce Amos, Maeve Elshaug-Betson

LADDER

Club	Played	Win	Loss	Draw	Bye	For	Against	%	Points
Adelaide University	15	15	0	0	2	1631	405	402.72	30
Trinity OS	15	12	3	0	2	1101	568	193.84	24
Marion	14	7	7	0	3	978	791	123.64	14
CBC OC	15	7	6	0	2	882	1016	86.81	14
Adelaide Lutheran	15	5	10	0	2	861	1073	80.24	10
Houghton Districts	14	5	9	0	3	634	950	66.74	10
Brahma Lodge	14	0	12	0	3	218	1502	14.51	0

HV MILLARD MEDAL LEADERBOARD

First Name	Surname	Club	Votes
Aden	Miegel	Adelaide Lutheran	15
Sam	Sanderson	Marion	12
Rodney	Love	Adelaide University	10
Zac	Gupta	Trinity OS	9
Henry	McDonald	Adelaide University	7
Phillip	Cleggett	Adelaide University	6
Zac	Fahey	Adelaide University	6
Scott	Fitzgerald	Houghton Districts	6
Lochie	Jackman	CBC Old Collegians	6
Isaac	Thomas	Trinity OS	6
Ward	Williams	Trinity OS	6
David	Blyth	Adelaide University	5
James	Chesson	Adelaide University	5
Josh	Maxwell	Marion	5
Aaron	Reid	Trinity OS	5
Camron	Lane	Adelaide University	5
Nelson	Williams	Adelaide Lutheran	5
Christian	Wright	Adelaide University	5
Ben	Kpahn	Trinity OS	4
Laurence	Giannetta	CBC Old Collegians	4

LEADING GOAL KICKER LEADERBOARD

First Name	Surname	Club	Goals
Zac	Fahey	Adelaide University	39
Josh	Maxwell	Marion	38
Nelson	Williams	Adelaide Lutheran	31
Camron	Lane	Adelaide University	30
Brad	Ratcliff	Trinity OS	24
Damien	Keen	CBC Old Collegians	23
Zac	Gupta	Trinity OS	22
Ryan	Williams	Adelaide Lutheran	22
Aden	Miegel	Adelaide Lutheran	21
Philip	Cleggett	Adelaide University	18
Thomas	Swain-Atkinson	Trinity OS	16
Christopher	Molineux	Adelaide University	15
Adrian	Howard	Adelaide University	14
Jack	Simpkins	Houghton Districts	14
Bradley	Schaper	Trinity OS	14
Jackson	Marshall	Marion	13
Anthony	Farrugia	Marion	12
Jacob	Fergusson	Houghton Districts	10
Rodney	Love	Adelaide University	9
Joshua	Richardson	Adelaide University	9

MINOR ROUNDS

Round 1	Brahma Lodge	3.0-18	16.13-109	Marion	Round 10	Houghton Districts	3.6-24	16.16-112	Adelaide University
	Adelaide Lutheran	6.6-42	6.8-44	Houghton Districts		Marion	8.12-60	4.6-30	Adelaide Lutheran
	Adelaide University	18.12-120	4.2-26	Trinity OS		Trinity OS	18.7-115	5.7-37	CBC Old Collegians
	CBC Old Collegian	Bye				Brahma Lodge	Bye		
Round 2	Adelaide Lutheran	22.14-146	3.4-22	CBC Old Collegians	Round 11	Brahma Lodge	0 (Forfeit)	14.2-86	Houghton Districts
	Houghton Districts	4.5-29	12.10-82	Trinity OS		Adelaide University	17.13-115	5.5-35	CBC Old Collegians
	Adelaide University	15.7-97	6.3-39	Brahma Lodge		Trinity OS	6.13-49	4.3-27	Marion
	Marion	Bye				Adelaide Lutheran	Bye		
Round 3	Adelaide University	24.15-159	4.2-26	Houghton Districts	Round 12	Marion	8.6-54	18.10-118	Adelaide University
	Adelaide Lutheran	10.13-73	10.8-68	Marion		Adelaide Lutheran	29.14-188	0.2-2	Brahma Lodge
	Trinity OS	12.11-83	4.9-33	CBC Old Collegians		CBC Old Collegians	12.16-88	3.5-23	Houghton Districts
	Brahma Lodge	Bye				Trinity OS	Bye		
Round 4	CBC Old Collegians	7.8-50	19.12-126	Adelaide University	Round 13	Houghton Districts	6.5-41	5.16-46	Marion
	Marion	3.3-21	14.11-95	Trinity OS		Brahma Lodge	2.2-14	13.13-91	CBC Old Collegians
	Houghton Districts	20.16-136	3.5-23	Brahma Lodge		Trinity OS	13.15-93	3.1-19	Adelaide Lutheran
	Adelaide Lutheran	Bye				Adelaide University	Bye		
Round 5	Adelaide University	21.17-143	1.1-7	Marion	Round 14	Marion	12.7-79	11.8-74	CBC Old Collegians
	Brahma Lodge	4.15-39	7.11-53	Adelaide Lutheran		Trinity OS	11.12-78	1.3-9	Brahma Lodge
	Houghton Districts	5.6-36	12.12-84	CBC Old Collegians		Adelaide Lutheran	7.5-47	7.14-56	Adelaide University
	Trinity OS	Bye				Houghton Districts	Bye		
Round 6	Marion	6.4-40	7.13-55	Houghton Districts	Round 15	Adelaide University	12.9-81	4.9-33	Trinity OS
	CBC Old Collegians	18.15-123	3.5-23	Brahma Lodge		Adelaide Lutheran	7.9-51	17.11-113	CBC Old Collegians
	Adelaide Lutheran	12.7-79	12.12-84	Trinity OS		Marion	18.14-122	2.4-16	Houghton Districts
	Adelaide University	Bye				Brahma Lodge	Bye		
Round 7	Brahma Lodge	3.2-20	12.14-86	Trinity OS	Round 16	CBC Old Collegians	0 (Forfeit)	10.0-60	Adelaide University
	Adelaide University	23.15-153	1.4-10	Adelaide Lutheran		Trinity OS	15.13-103	1.4-10	Adelaide Lutheran
	CBC Old Collegians	10.10-70	6.6-42	Marion		Brahma Lodge	1.3-9	22.13-145	Marion
	Houghton Districts	Bye				Houghton Districts	Bye		
Round 8	Marion	24.14-158	0.0-0	Brahma Lodge	Round 17	Trinity OS	10.0-60	0 (Forfeit)	CBC Old Collegians
	Houghton Districts	6.7-43	9.16-70	Adelaide Lutheran		Adelaide University	19.17-131	0.0-0	Adelaide Lutheran
	Trinity OS	8.6-54	10.14-74	Adelaide University		Houghton Districts	9.12-66	3.4-22	Brahma Lodge
	CBC Old Collegians	Bye				Marion	Bye		
Round 9	CBC Old Collegians	8.14-62	6.7-43	Adelaide Lutheran					
	Brahma Lodge	0 (Forfeit)	14.2-86	Adelaide University					
	Trinity OS	8.12-60	1.3-9	Houghton Districts					
	Marion	Bye							

MAJOR ROUNDS

Qualifying Final

Trinity OS	10.7-67	4.6-30	CBC Old Collegians
------------	---------	--------	--------------------

Elimination Final

Adelaide Lutheran	1.5-11	4.6-30	Marion
-------------------	--------	--------	--------

1st Semi Final

CBC Old Collegians	13.6-84	9.9-63	Marion
--------------------	---------	--------	--------

2nd Semi Final

Adelaide University	18.16-124	0.3-3	Trinity OS
---------------------	-----------	-------	------------

Preliminary Final

Trinity OS	6.11-47	8.7-55	CBC Old Collegians
------------	---------	--------	--------------------

Grand Final

Adelaide University	11.9-75	5.8-38	CBC Old Collegians
---------------------	---------	--------	--------------------

MEN'S DIVISION C7



GRAND FINAL

St Peters OC (8.9-57) def. Old Ignatians (3.4-22)

Best on Ground: Ryan Obst, St Peters OC

Umpires:

Field – Mark Goodes, Matthew Schmidt

Boundary – Xavier O'Toole, Josh Forner

Goal – David Burness, Mark Thomas

LADDER

Club	Played	Win	Loss	Draw	Bye	For	Against	%	Points
Old Ignatians	16	11	4	1	2	1119	712	157.16	23
St Peters OC	16	11	4	0	2	1151	743	154.91	22
Prince Alfred OC	15	10	5	0	2	988	819	120.63	21
Tea Tree Gully	16	10	6	0	2	1101	731	150.62	20
Golden Grove	16	10	6	0	2	1064	811	131.20	20
Port District	15	8	6	0	2	614	801	76.65	17
Modbury	16	6	9	1	2	1031	1053	97.91	13
Rostrevor OC	16	4	12	0	2	877	1357	64.63	8
Adelaide University	16	0	16	0	2	500	1418	35.26	0

RH ELIX MEDAL LEADERBOARD

First Name	Surname	Club	Votes
Daniel	Golding	Tea Tree Gully	23
Steve	Preston	Golden Grove	19
James	Franklin	St Peters OC	19
Patrick	Miller	Old Ignatians	13
Nic	Bailey	St Peters OC	12
Rory	Murray	Tea Tree Gully	10
Jack	O'Neill	Port District	8
Henry	Fairfield	Port District	7
Paul	Wood	Tea Tree Gully	7
Matthew	Boyd	Modbury	6
Sam	Merrett	Golden Grove	6
Lachlan	Kirchner	Old Ignatians	6
Jarrad	Riches	Old Ignatians	6
Sam	Bridge	Rostrevor OC	6
Isaac	Burns	Old Ignatians	6
Fraser	Murray	Modbury	5
Kieran	Holland	Tea Tree Gully	5
Michael	Basso	Rostrevor OC	5
Marc	Willcox	St Peters OC	5
Aaron	Richter	Tea Tree Gully	5

LEADING GOAL KICKER LEADERBOARD

First Name	Surname	Club	Goals
Andrew	Twynstra	Old Ignatians	57
Daniel	Formosa	Tea Tree Gully	55
Glen	Simmons	Golden Grove	52
Michael	Siciliano	Prince Alfred OC	42
James	McLeay	St Peters OC	26
Daniel	Franklin	St Peters OC	25
Steven	Marotti	Rostrevor OC	24
Ryan	Bland	Modbury	21
Nathan	Male	Tea Tree Gully	20
Xavier	Zollo	Old Ignatians	16
Scot	Tyndall	Prince Alfred OC	16
Lucas	Kilpatrick	Adelaide University	15
Adam	Peterson	Golden Grove	14
Dillon	Huppertz	Rostrevor OC	13
Will	Irwin	St Peters OC	12
Rory	Murray	Tea Tree Gully	10
Steve	Preston	Golden Grove	10
Daniel	Wicks	Tea Tree Gully	10
Blake	McClounan	Modbury	9
Cameron	Hickey	Modbury	9

MINOR ROUNDS

Round 1	Prince Alfred OC	18.13-121	10.5-65	Modbury	Round 10	Adelaide University	3.3-21	17.12-114	Golden Grove
	Tea Tree Gully	6.3-39	10.13-73	Old Ignatians		Modbury	9.12-66	10.11-71	Prince Alfred OC
	Rostrevor OC	10.5-65	17.10-73	St Peters OC		St Peters OC	17.7-109	5.11-41	Rostrevor OC
	Golden Grove	5.12-42	3.4-22	Adelaide University		Old Ignatians	9.6-60	3.2-20	Tea Tree Gully
	Port District	Bye				Port District	Bye		
Round 2	Prince Alfred OC	9.12-66	7.7-49	Old Ignatians	Round 11	Adelaide University	9.11-65	14.10-94	Modbury
	Modbury	19.21-135	7.4-46	Adelaide University		Old Ignatians	5.7-37	9.4-58	Prince Alfred OC
	Golden Grove	18.9-117	8.5-53	Rostrevor OC		Tea Tree Gully	9.12-66	2.8-20	Port District
	Port District	8.7-55	7.7-49	Tea Tree Gully		Rostrevor OC	7.3-45	9.7-61	Golden Grove
	St Peters OC	Bye				St Peters OC	Bye		
Round 3	Adelaide University	8.4-52	12.16-88	Rostrevor OC	Round 12	Port District	4.4-28	15.12-102	Prince Alfred OC
	Modbury	5.10-40	12.10-82	Old Ignatians		Rostrevor OC	17.20-122	4.3-27	Adelaide University
	Prince Alfred OC	Cancelled	Cancelled	Port District		Tea Tree Gully	8.9-57	11.11-77	St Peters OC
	St Peters OC	6.4-40	9.14-68	Tea Tree Gully		Old Ignatians	8.8-56	7.14-56	Modbury
	Golden Grove	Bye				Golden Grove	Bye		
Round 4	Old Ignatians	11.17-83	4.3-27	Adelaide University	Round 13	Modbury	10.0-60	0 (Forfeit)	Port District
	Prince Alfred OC	2.6-18	10.9-69	St Peters OC`		Adelaide University	6.10-46	7.10-52	Old Ignatians
	Port District	6.12-48	5.13-43	Modbury		St Peters OC	17.16-118	3.3-21	Prince Alfred OC
	Golden Grove	8.5-53	14.12-96	Tea Tree Gully		Tea Tree Gully	13.2-80	10.9-69	Golden Grove
	Rostrevor OC	Bye				Rostrevor OC	Bye		
Round 5	Modbury	10.16-76	6.6-42	St Peters OC	Round 14	Rostrevor OC	2.3-15	19.10-124	Tea Tree Gully
	Tea Tree Gully	19.13-127	5.6-36	Rostrevor OC		Port District	9.11-65	9.7-61	Old Ignatians
	Prince Alfred OC	6.6-42	13.13-91	Golden Grove		Golden Grove	10.5-65	7.4-46	Prince Alfred OC
	Old Ignatians	10.5-65	2.4-16	Port District		St Peters OC	13.12-90	7.8-50	Modbury
	Adelaide University	Bye				Adelaide University	Bye		
Round 6	Rostrevor OC	12.5-77	7.12-54	Prince Alfred OC	Round 15	Old Ignatians	9.5-59	12.12-84	St Peters OC
	Port District	8.14-62	3.1-19	Adelaide University		Adelaide University	4.8-32	5.14-44	Port District
	Golden Grove	9.11-65	11.12-78	Modbury		Modbury	4.13-37	10.7-67	Golden Grove
	St Peters OC	5.7-37	11.11-77	Old Ignatians		Prince Alfred OC	9.13-67	6.7-43	Rostrevor OC
	Tea Tree Gully	Bye				Tea Tree Gully	Bye		
Round 7	Port District	10.0-60	0 (Forfeit)	St Peters OC	Round 16	Golden Grove	8.3-51	11.4-70	Old Ignatians
	Adelaide University	4.6-30	6.8-44	Tea Tree Gully		Tea Tree Gully	14.18-102	3.7-25	Adelaide University
	Old Ignatians	11.4-70	7.7-49	Golden Grove		Rostrevor OC	7.15-57	8.8-56	Modbury
	Modbury	15.14-104	12.6-78	Rostrevor OC		St Peters OC	7.10-52	6.7-43	Port District
	Prince Alfred OC	Bye				Prince Alfred OC	Bye		
Round 8	Rostrevor OC	2.5-17	19.18-132	Old Ignatians	Round 17	Adelaide University	2.6-18	13.19-97	St Peters OC
	Tea Tree Gully	5.4-34	7.17-59	Prince Alfred OC		Old Ignatians	14.9-93	6.5-41	Rostrevor OC
	Golden Grove	11.6-72	2.7-19	Port District		Prince Alfred OC	6.12-48	4.6-30	Tea Tree Gully
	St Peters OC	18.16-124	3.5-23	Adelaide University		Port District	4.8-32	12.9-81	Golden Grove
	Modbury	Bye				Modbury	Bye		
Round 9	Adelaide University	2.9-21	14.14-98	Prince Alfred OC	Round 18	Golden Grove	1.9-15	9.3-57	St Peters OC
	St Peters OC	6.7-43	8.4-52	Golden Grove		Rostrevor OC	5.11-41	7.9-51	Port District
	Port District	10.11-71	8.10-58	Rostrevor OC		Tea Tree Gully	16.5-101	5.5-35	Modbury
	Modbury	5.6-36	9.10-64	Tea Tree Gully		Prince Alfred OC	17.15-117	4.2-26	Adelaide University
	Old Ignatians	Bye				Old Ignatians	Bye		

MAJOR ROUNDS

Qualifying Final

St Peters OC	11.13-79	2.7-19	Prince Alfred OC
--------------	----------	--------	------------------

Elimination Final

Tea Tree Gully	7.5-47	7.12-54	Golden Grove
----------------	--------	---------	--------------

1st Semi Final

Prince Alfred OC	7.8-50	10.8-68	Golden Grove
------------------	--------	---------	--------------

2nd Semi Final

Old Ignatians	10.8-68	13.5-83	St Peters OC
---------------	---------	---------	--------------

Preliminary Final

Old Ignatians	6.17-53	4.1-25	Golden Grove
---------------	---------	--------	--------------

Grand Final

St Peters OC	8.9-57	3.4-22	Old Ignatians
--------------	--------	--------	---------------

MEN'S DIVISION C8



GRAND FINAL

Henley (7.10-52) d. Flinders Park (4.6-30)

Best on Ground: Joel Worden, Henley

Umpires:

Field – Yuki Akita, Ian Milsom

Boundary – Gerald Jones, Bill Begetis

Goal – Andrew Barkell, Ron Field

LADDER

Club	Played	Win	Loss	Draw	Bye	For	Against	%	Points
Henley	16	14	2	0	2	1920	443	433.41	28
Pembroke OS	16	14	2	0	2	1383	443	319.75	28
Flinders Park	16	11	5	0	2	1279	667	191.75	22
Prince Alfred OC	16	11	5	0	2	1147	772	148.58	22
Lockleys	16	8	8	0	2	968	831	116.49	16
Adelaide University	16	7	9	0	2	752	914	82.28	14
Sacred Heart OC	16	3	8	0	2	424	1084	39.11	6
Golden Grove	16	2	13	0	2	344	1704	20.19	4
North Haven	16	2	13	0	2	346	1715	20.17	4

DA TOTHILL MEDAL LEADERBOARD

First Name	Surname	Club	Votes
Adam	Hobba	Flinders Park	16
Joshua	Spiniello	Prince Alfred OC	16
Adam	Cannon	Henley	14
Joel	Chapman	Henley	13
Lachlan	Moore	Prince Alfred OC	11
Steven	Muzyka	Lockleys	10
Jake	Elias	Pembroke OS	9
Geordi	Haklar	Flinders Park	9
Jack	Nielson	Henley	9
Max	Spiniello	Prince Alfred OC	9
Joel	Baldwin	Flinders Park	8
Henry	Mapleson	Henley	7
James	O'Halloran	Pembroke OS	7
Cooper	Rogerson	Henley	7
Peter	Jones	Pembroke OS	6
Tom	Roberts	Pembroke OS	6
Charlie	Xenophou	Adelaide University	6
Henry	Illman	Pembroke OS	6
Corey	Ciantar-Waldron	Lockleys	5
Justin	Keatley	Flinders Park	5

LEADING GOAL KICKER LEADERBOARD

First Name	Surname	Club	Goals
Joel	Chapman	Henley	95
Corey	Ciantar-Waldron	Lockleys	36
James	O'Halloran	Pembroke OS	29
Peter	Jones	Pembroke OS	23
Tom	Mcinerney	Sacred Heart OC	22
Jack	Neilson	Henley	21
Joel	Baldwin	Flinders Park	19
Tom	White	Prince Alfred OC	14
Michael	Pereira	Lockleys	14
Geordi	Haklar	Flinders Park	13
Will	Farminer	Prince Alfred OC	12
Jack	Christensen	Prince Alfred OC	12
Joel	Worden	Henley	12
Will	Steffensen	Flinders Park	11
Charlie	Xenophou	Adelaide University	11
Sam	Goodings	Flinders Park	11
Luke	Trevaskis	Henley	11
Ned	Nelson	Adelaide University	10
Harry	Fisher	Flinders Park	10
Lachlan	Moore	Prince Alfred OC	10

MINOR ROUNDS

Round 1	Lockleys	19.21-135	0.3-3	North Haven	Round 10	Sacred Heart OC	0 (Forfeit)	10.0-60	Pembroke OS
	Golden Grove	5.6-36	11.13-79	Adelaide University		North Haven	0 (Forfeit)	10.0-60	Lockleys
	Prince Alfred OC	4.8-32	14.4-98	Henley		Golden Grove	3.6-24	7.15-57	Adelaide University
	Pembroke OS	16.6-102	6.5-41	Sacred Heart OC		Henley	16.12-108	5.6-36	Prince Alfred OC
	Flinders Park	Bye				Flinders Park	Bye		
Round 2	Henley	22.15-147	4.9-33	Adelaide University	Round 11	Lockleys	10.8-68	4.7-31	Sacred Heart OC
	Golden Grove	3.0-18	22.13-145	Flinders Park		Flinders Park	24.10-154	1.1-7	Golden Grove
	North Haven	0.2-2	26.25-181	Prince Alfred OC		Prince Alfred OC	7.22-64	4.5-29	North Haven
	Sacred Heart OC	0 (Forfeit)	10.0-60	Lockleys		Adelaide University	2.5-17	20.13-133	Henley
	Pembroke OS	Bye				Pembroke OS	Bye		
Round 3	Henley	31.14-200	0.0-0	North Haven	Round 12	Golden Grove	5.2-32	16.8-104	Pembroke OS
	Prince Alfred OC	7.12-54	6.7-43	Sacred Heart OC		Flinders Park	15.10-100	2.2-14	Adelaide University
	Pembroke OS	22.15-147	1.0-6	Golden Grove		North Haven	3.0-18	20.22-142	Henley
	Adelaide University	7.9-51	8.7-55	Flinders Park		Sacred Heart OC	5.6-36	15.15-105	Prince Alfred OC
	Lockleys	Bye				Lockleys	Bye		
Round 4	Golden Grove	1.3-9	19.16-130	Lockleys	Round 13	Henley	22.11-143	0.3-3	Sacred Heart OC
	Flinders Park	9.14-68	7.7-49	Pembroke OS		Pembroke OS	10.9-69	2.5-17	Flinders Park
	Sacred Heart OC	4.5-29	12.14-86	Henley		Adelaide University	10.0-60	0.0-0	North Haven
	North Haven	3.6-24	23.7-145	Adelaide University		Lockleys	18.17-125	0.2-2	Golden Grove
	Prince Alfred OC	Bye				Prince Alfred OC	Bye		
Round 5	North Haven	8.7-55	17.8-110	Sacred Heart OC	Round 14	Sacred Heart OC	0.0-0	10.0-60	North Haven
	Prince Alfred OC	17.17-119	4.2-26	Golden Grove		Pembroke OS	15.13-103	3.1-19	Adelaide University
	Adelaide University	5.5-35	2.8-20	Pembroke OS		Golden Grove	1.1-7	13.20-98	Prince Alfred OC
	Flinders Park	19.9-123	5.3-33	Lockleys		Lockleys	3.7-25	10.5-65	Flinders Park
	Henley	Bye				Henley	Bye		
Round 6	Flinders Park	6.10-46	11.9-75	Prince Alfred OC	Round 15	Adelaide University	10.0-60	0 (Forfeit)	Sacred Heart OC
	Golden Grove	1.0-6	29.23-197	Henley		Henley	27.18-180	0.0-0	Golden Grove
	Pembroke OS	14.7-91	5.8-38	Lockleys		Lockleys	5.4-34	8.15-63	Pembroke OS
	Sacred Heart OC	7.8-50	6.10-46	Adelaide University		Prince Alfred OC	13.8-86	10.3-63	Flinders Park
	North Haven	Bye				North Haven	Bye		
Round 7	Henley	12.16-88	6.7-43	Flinders Park	Round 16	Flinders Park	4.5-29	13.14-92	Henley
	Prince Alfred OC	7.4-46	9.12-66	Pembroke OS		Pembroke OS	15.7-97	2.4-16	Prince Alfred OC
	North Haven	8.14-62	2.6-18	Golden Grove		Golden Grove	14.9-93	7.5-47	North Haven
	Lockleys	9.7-61	8.18-66	Adelaide University		Adelaide University	4.6-30	5.12-42	Lockleys
	Sacred Heart OC	Bye				Sacred Heart OC	Bye		
Round 8	Golden Grove	0 (Forfeit)	10.0-60	Sacred Heart OC	Round 17	Sacred Heart OC	0.0-0	10.0-60	Golden Grove
	Flinders Park	26.14-170	2.0-12	North Haven		Henley	7.5-47	11.5-71	Pembroke OS
	Pembroke OS	11.14-80	4.3-27	Henley		Prince Alfred OC	3.9-27	8.8-56	Lockleys
	Lockleys	8.7-55	12.17-89	Prince Alfred OC		North Haven	4.3-27	10.16-76	Flinders Park
	Adelaide University	Bye				Adelaide University	Bye		
Round 9	Henley	15.15-105	5.2-32	Lockleys	Round 18	Flinders Park	10.0-60	0 (Forfeit)	Sacred Heart OC
	Adelaide University	2.4-16	7.4-46	Prince Alfred OC		Lockleys	2.2-14	19.13-127	Henley
	North Haven	1.1-7	15.16-106	Pembroke OS		Prince Alfred OC	11.7-73	4.0-24	Adelaide University
	Sacred Heart OC	3.3-21	9.11-65	Flinders Park		Pembroke OS	23.17-155	0.0-0	North Haven
	Golden Grove	Bye				Golden Grove	Bye		

MAJOR ROUNDS

Qualifying Final

Pembroke OS	7.4-46	10.6-66	Flinders Park
-------------	--------	---------	---------------

1st Semi Final

Pembroke OS	9.5-59	9.2-56	Prince Alfred OC
-------------	--------	--------	------------------

Preliminary Final

Flinders Park	8.5-53	5.7-37	Pembroke OS
---------------	--------	--------	-------------

Elimination Final

Prince Alfred OC	4.10-34	4.4-28	Lockleys
------------------	---------	--------	----------

2nd Semi Final

Henley	10.12-72	3.8-26	Flinders Park
--------	----------	--------	---------------

Grand Final

Henley	7.10-52	4.6-30	Flinders Park
--------	---------	--------	---------------

WOMEN'S DIVISION 1



GRAND FINAL

SMOSH West Lakes (5.2-32) d. Morphettville Park (3.8-26)

Best on Ground: Astrid Gooley, SMOSH West Lakes

Umpires:

Field – Dale Clark, Lachlan Pedersen

Boundary – Emma Jones, Aaliyah Heritage

Goal – Annette Greenshields, Noah Spence

LADDER

Club	Played	Win	Loss	Draw	Bye	For	Against	%	Points
Morphettville Park	12	10	2	0	2	668	335	199.40	20
Happy Valley	12	8	4	0	2	520	349	149.00	16
SMOSH West Lakes	12	6	6	0	2	393	511	76.91	12
Payneham NU	12	5	7	0	2	366	395	92.66	10
Broadview	12	5	7	0	2	290	487	59.55	10
Old Ignatians	12	4	8	0	2	415	451	92.02	8
Adelaide University	12	4	8	0	2	362	486	74.46	8

GINA DUTSCHKE MEDAL LEADERBOARD

First Name	Surname	Club	Votes
Celestina	Dona	Morphettville Park	19
Lili-Fotini	Gambranis	Old Ignatians	16
Bessie	Barrett	Happy Valley	14
Kiana	Lee	SMOSH West Lakes	11
Tabatha	Saville	Adelaide University	11
Millie	McCarthy	Old Ignatians	8
Rachel	Killian	SMOSH West Lakes	8
Charlotte	Dolan	SMOSH West Lakes	8
Elaine	Grigg	Broadview	8
Brianna	Walling	Morphettville Park	8
Renee	Holmes	Adelaide University	7
Mattea	Breed	Payneham NU	7
Adrienne	Davies	Payneham NU	7
Djimila	Totham	Payneham NU	6
Olivia	Evans	Morphettville Park	6
Erika	Sporn	Morphettville Park	5
Georgia	Avery	Payneham NU	5
Ililish	Ross	Adelaide University	4
Chloe	Short	Broadview	4
Lindsay	Bigg	Morphettville Park	5

TRUDY GLAZBROOK AWARD LEADERBOARD

First Name	Surname	Club	Goals
Alannah	Rochow	Happy Valley	14
Brianna	Walling	Morphettville Park	14
Erika	Sporn	Morphettville Park	12
Mykaela	Walker	Morphettville Park	12
Tess	Maple	Morphettville Park	11
Courtney	Rossi	Old Ignatians	10
Kate	Rasheed	Payneham NU	10
Kiana	Lee	SMOSH West Lakes	10
Millie	McCarthy	Old Ignatians	9
Lindsay	Bigg	Morphettville Park	9
Madeliene	Green	Happy Valley	8
Panagiota	Pipinis	Happy Valley	8
Courtney	Jonson	Broadview	7
Olivia	Lynch	Old Ignatians	7
Jamie	Lockwood	Payneham NU	7
Kylie	Van Piere	Broadview	7
Lauren	Bungey	Happy Valley	7
Airlie	Schirmer	Happy Valley	6
Chelsea	Kennedy	Happy Valley	6
Kelly	Barltrop	Adelaide University	6

MINOR ROUNDS

Round 1	Adelaide University	3.4-22	12.7-79	Old Ignatians	Round 8	Old Ignatians	9.3-57	5.4-34	Adelaide University
	Happy Valley	7.5-47	9.3-57	Morphettville Park		Morphettville Park	5.11-41	5.4-34	Happy Valley
	Broadview	4.2-26	2.9-21	Payneham NU		Payneham NU	6.8-44	1.5-11	Broadview
	SMOSH West Lakes	Bye				SMOSH West Lakes	Bye		
Round 2	Old Ignatians	13.5-83	4.6-30	SMOSH West Lakes	Round 9	Old Ignatians	3.2-20	6.11-47	SMOSH West Lakes
	Payneham NU	2.2-14	8.17-65	Morphettville Park		Morphettville Park	7.11-53	2.1-13	Payneham NU
	Happy Valley	8.12-60	2.8-20	Adelaide University		Adelaide University	3.8-26	3.4-22	Happy Valley
	Broadview	Bye				Broadview	Bye		
Round 3	Broadview	4.3-27	3.5-23	Old Ignatians	Round 10	Adelaide University	4.4-28	7.5-47	Morphettville Park
	Morphettville Park	3.6-24	9.12-66	Adelaide University		Old Ignatians	3.5-25	3.10-28	Broadview
	Happy Valley	11.13-79	0.1-1	SMOSH West Lakes		SMOSH West Lakes	5.6-36	1.3-9	Happy Valley
	Payneham NU	Bye				Payneham NU	Bye		
Round 4	Adelaide University	6.11-47	3.5-23	SMOSH West Lakes	Round 11	Broadview	5.4-34	6.4-40	Happy Valley
	Old Ignatians	2.9-21	2.4-16	Payneham NU		SMOSH West Lakes	5.2-32	4.4-28	Adelaide University
	Happy Valley	7.11-53	2.2-14	Broadview		Payneham NU	5.10-40	2.6-18	Old Ignatians
	Morphettville Park	Bye				Morphettville Park	Bye		
Round 5	Payneham NU	3.1-19	8.5-53	Happy Valley	Round 12	Happy Valley	6.5-41	5.5-35	Payneham NU
	Morphettville Park	2.2-14	5.6-36	SMOSH West Lakes		Adelaide University	2.5-17	3.8-26	Broadview
	Broadview	4.9-33	5.8-38	Adelaide University		SMOSH West Lakes	5.4-34	11.10-76	Morphettville Park
	Old Ignatians	Bye				Old Ignatians	Bye		
Round 6	Morphettville Park	10.14-74	2.4-16	Old Ignatians	Round 13	Morphettville Park	6.15-51	1.3-9	Old Ignatians
	Adelaide University	9.7-61	7.3-45	Payneham NU		Payneham NU	8.9-57	1.0-6	Adelaide University
	SMOSH West Lakes	5.2-32	6.9-42	Broadview		Broadview	4.5-29	3.4-22	SMOSH West Lakes
	Happy Valley	Bye				Happy Valley	Bye		
Round 7	Morphettville Park	12.12-84	2.8-20	Broadview	Round 14	Broadview	2.4-16	9.9-63	Morphettville Park
	Payneham NU	7.10-52	3.3-21	SMOSH West Lakes		SMOSH West Lakes	7.6-48	1.4-10	Payneham NU
	Old Ignatians	5.4-34	7.6-48	Happy Valley		Happy Valley	5.4-34	4.8-32	Old Ignatians
	Adelaide University	Bye				Adelaide University	Bye		

MAJOR ROUNDS

Qualifying Final			
Happy Valley	3.5-23	4.10-34	SMOSH West Lakes

1st Semi Final			
Happy Valley	6.4-40	3.4-22	Broadview

Preliminary Final			
SMOSH West Lakes	8.4-52	2.5-17	Happy Valley

Elimination Final			
Payneham NU	0.1-1	2.3-15	Broadview

2nd Semi Final			
Morphettville Park	6.5-41	4.5-29	SMOSH West Lakes

Grand Final			
Morphettville Park	3.8-26	5.2-32	SMOSH West Lakes

WOMEN'S DIVISION 1 RESERVES



GRAND FINAL

SMOSH West Lakes (2.4-16) d. Payneham NU (2.3-15)

Best on Ground: Emma McDonald, SMOSH West Lakes

Umpires:

Field – Alison McMeekin, Brian Humble

Boundary – Zack Mitchell, Hamish Ruff

Goal – Mark Chandler, Morgan Tkalec

LADDER

Club	Played	Win	Loss	Draw	Bye	For	Against	%	Points
Payneham NU	12	9	3	0	2	359	155	231.61	18
SMOSH West Lakes	12	9	3	0	2	332	210	158.10	18
Old Ignatians	12	7	5	0	2	257	224	114.73	14
Broadview	12	6	6	0	2	302	343	88.05	12
Adelaide University	12	5	7	0	2	248	219	113.24	10
Morphettville Park	12	5	7	0	2	308	308	100.00	10
Happy Valley	12	1	11	0	2	102	449	22.72	2

LOUISE CROWE MEDAL LEADERBOARD

First Name	Surname	Club	Votes
Katelyn	Wittmann	SMOSH West Lakes	16
Julie	Power	Adelaide University	13
Elizabeth	Probyn-Shingles	Morphettville Park	10
Emma	McDonald	SMOSH West Lakes	8
Sadie	Ward	Old Ignatians	7
Chloe	Colgrave	Old Ignatians	7
Georgie	Karydis	Payneham NU	7
Lucinda	Sanders	Old Ignatians	7
Jaymie-lee	Cain	SMOSH West Lakes	7
Eilish	Doyle	Broadview	5
Mackenzie	Lum	Broadview	5
Nicole	Tucker	Payneham NU	5
Stella	Ross	Broadview	5
Chelsea	Kent	Payneham NU	4
Scout	Sylva-Richardson	Happy Valley	4
Renee	Roberts	Morphettville Park	4
Caitlin	Adams	Morphettville Park	4
Georgia	Simpson	Morphettville Park	4
Shenae	Hosking	Adelaide University	4
Djkeera	O'Brien	SMOSH West Lakes	4

LEADING GOAL KICKER LEADERBOARD

First Name	Surname	Club	Goals
Elizabeth	Probyn-shingles	Morphettville Park	12
Elle	Scott	Payneham NU	11
Tashara	Wilson	SMOSH West Lakes	10
Julie	Power	Adelaide University	10
Katelyn	Wittmann	SMOSH West Lakes	10
Jacinta	Vickers	Adelaide University	8
Caitlin	Manning	Payneham NU	8
Laura	Sargent	Morphettville Park	7
Kelly	Foreman	Broadview	7
Cate	Dunemann	Payneham NU	7
Hannah	Miller	Broadview	5
Olivia	Lynch	Old Ignatians	5
Kat	Vlachos	Happy Valley	4
Madison	Heyden	Broadview	4
Casey	Galbraith	Morphettville Park	4
Bronwyn	Davey	SMOSH West Lakes	3
Emmma	Moulds	Old Ignatians	3
Jaymie-lee	Cain	SMOSH West Lakes	3
Georgie	Karydis	Payneham NU	3
Airlie	Walters	Old Ignatians	3

MINOR ROUNDS

Round 1	Adelaide University	4.6-30	2.1-13	Old Ignatians	Round 8	Old Ignatians	1.3-9	3.1-19	Adelaide University
	Happy Valley	0.2-2	7.2-44	Morphettville Park		Morphettville Park	4.5-29	3.1-19	Happy Valley
	Broadview	4.2-26	1.3-9	Payneham NU		Payneham NU	9.4-58	5.0-30	Broadview
	SMOSH West Lakes	Bye				SMOSH West Lakes	Bye		
Round 2	Old Ignatians	1.2-8	6.2-38	SMOSH West Lakes	Round 9	Old Ignatians	1.5-11	1.4-10	SMOSH West Lakes
	Payneham NU	2.1-13	4.6-30	Morphettville Park		Morphettville Park	0.7-7	2.4-16	Payneham NU
	Happy Valley	1.1-7	3.12-30	Adelaide University		Adelaide University	6.4-40	0.3-3	Happy Valley
	Broadview	Bye				Broadview	Bye		
Round 3	Broadview	6.4-40	1.2-8	Old Ignatians	Round 10	Adelaide University	2.6-18	2.7-19	Morphettville Park
	Morphettville Park	4.1-25	5.4-34	Adelaide University		Old Ignatians	8.7-55	1.4-10	Broadview
	Happy Valley	2.5-17	6.1-37	SMOSH West Lakes		SMOSH West Lakes	5.11-41	0.0-0	Happy Valley
	Payneham NU	Bye				Payneham NU	Bye		
Round 4	Adelaide University	3.7-25	5.3-33	SMOSH West Lakes	Round 11	Broadview	7.6-48	2.2-14	Happy Valley
	Old Ignatians	4.8-32	3.3-21	Payneham NU		SMOSH West Lakes	2.10-22	2.0-12	Adelaide University
	Happy Valley	4.3-27	3.4-22	Broadview		Payneham NU	2.1-13	1.1-7	Old Ignatians
	Morphettville Park	Bye				Morphettville Park	Bye		
Round 5	Payneham NU	7.15-57	0.2-2	Happy Valley	Round 12	Happy Valley	0.0-0	9.9-63	Payneham NU
	Morphettville Park	5.7-37	5.9-39	SMOSH West Lakes		Adelaide University	2.3-15	3.3-21	Broadview
	Broadview	2.5-17	2.4-16	Adelaide University		SMOSH West Lakes	5.4-34	1.4-10	Morphettville Park
	Old Ignatians	Bye				Old Ignatians	Bye		
Round 6	Morphettville Park	3.5-23	5.8-38	Old Ignatians	Round 13	Morphettville Park	1.3-9	6.2-38	Old Ignatians
	Adelaide University	1.3-9	7.3-45	Payneham NU		Payneham NU	0.5-5	0.0-0	Adelaide University
	SMOSH West Lakes	6.6-42	2.0-12	Broadview		Broadview	3.1-19	3.6-24	SMOSH West Lakes
	Happy Valley	Bye				Happy Valley	Bye		
Round 7	Morphettville Park	8.7-55	4.3-27	Broadview	Round 14	Broadview	4.6-30	3.2-20	Morphettville Park
	Payneham NU	5.10-40	1.1-7	SMOSH West Lakes		SMOSH West Lakes	0.5-5	3.1-19	Payneham NU
	Old Ignatians	1.4-10	1.2-8	Happy Valley		Happy Valley	0.3-3	3.10-28	Old Ignatians
	Adelaide University	Bye				Adelaide University	Bye		

MAJOR ROUNDS

Qualifying Final

SMOSH West Lakes	2.6-18	3.8-26	Old Ignatians
------------------	--------	--------	---------------

1st Semi Final

SMOSH West Lakes	4.9-33	2.6-18	Adelaide University
------------------	--------	--------	---------------------

Preliminary Final

Old Ignatians	1.3-9	2.3-15	SMOSH West Lakes
---------------	-------	--------	------------------

Elimination Final

Broadview	2.5-17	6.9-45	Adelaide University
-----------	--------	--------	---------------------

2nd Semi Final

Payneham NU	1.4-10	1.2-8	Old Ignatians
-------------	--------	-------	---------------

Grand Final

Payneham NU	2.3-15	2.4-16	SMOSH West Lakes
-------------	--------	--------	------------------

WOMEN'S DIVISION 2



GRAND FINAL

Henley (8.7-55) d. Gaza (5.1-31)

Best on Ground: Kayleigh May, Henley

Umpires:

Field – Matthew Browne, Mel Booth

Boundary – Syd Cousins, Tyler Rowston

Goal – Annette Greenshields, John Biggs

LADDER

Club	Played	Win	Loss	Draw	Bye	For	Against	%	Points
Blackfriars OS	12	11	1	0	2	698	270	91.66	22
Gaza	12	7	5	0	1	481	417	115.35	15
Henley	13	5	6	0	0	435	433	100.46	13
Tea Tree Gully	13	5	7	1	0	468	461	101.52	11
Angle Vale	13	5	7	1	1	368	571	64.45	11
Flinders University	13	5	8	0	1	429	532	80.64	10

CATHERINE MULVIHILL MEDAL LEADERBOARD

First Name	Surname	Club	Votes
Letisha	Ackland	Blackfriars OS	17
Zoe	Perry	Angle Vale	16
Samantha	Ramm	Flinders Unhiversity	11
Chloe	Whittington-Charity	Henley	10
Poppy	Waterford	Gaza	9
Madelyn	Neilson	Henley	9
Catherine	Damen	Gaza	9
Ashleigh	Lemmens	Blackfriars OS	8
Alana	Lowery	Blackfriars OS	8
Alexandra	Smyth	Henley	6
Rebecca	Deer	Blackfriars OS	6
Tanisha	Cox	Tea Tree Gully	6
Kelly	Horsnell	Tea Tree Gully	5
Sky	Jensen	Gaza	5
Nicola	Biagi	Angle Vale	5
Tamieka	Anderson	Tea Tree Gully	5
Ruth	Wallace	Blackfriars OS	5
Jackie	Chan Tie	Angle Vale	5
Charli	Hazelhurst	Tea Tree Gully	5
Bonnie	Dodds	Angle Vale	4

FIONA CLANCEY MEDAL LEADERBOARD

First Name	Surname	Club	Goals
Ruth	Wallace	Blackfriars OS	33
Chloe	Newton	Gaza	27
Monica	Turner-Collins	Blackfriars OS	20
Kimberly	Hillier	Tea Tree Gully	20
Jaimi	Rock	Gaza	18
Chantel	Reynolds	Angle Vale	16
Stephanie	Rayner	Flinders University	12
Tasmyn	Fiegert	Henley	11
Laura	Mitchell	Tea Tree Gully	11
Letisha	Ackland	Blackfriars OS	11
Tamika	Reid	Flinders University	10
Nicola	Biagi	Angle Vale	9
Sky	Jensen	Gaza	7
Amika	Dorre	Tea Tree Gully	7
Brooklyn	George	Flinders University	7
Renee	Sinclair	Henley	6
Ashleigh	Lemmens	Blackfriars OS	6
Chloe	Joseph	Angle Vale	6
Katrina	Creaney	Angle Vale	6
Victoria	King	Flinders University	6

MINOR ROUNDS

Round 1	Blackfriars OS	2.7-19	4.6-30	Angle Vale	Round 8	Flinders University	5.4-34	4.4-28	Tea Tree Gully
	Scotch OC	1.4-10	5.2-32	Henley		Angle Vale	4.3-27	3.15-33	Gaza
	Gaza	3.2-20	12.19-91	Flinders University		Blackwood	2.6-18	3.4-22	Flinders University
	Tea Tree Gully	Bye				Angle Vale	5.5-35	4.11-35	Henley
Round 2	Flinders University	6.10-46	0.5-5	Scotch OC	Round 9	Blackfriars OS	11.7-73	3.3-21	Tea Tree Gully
	Tea Tree Gully	6.3-39	5.12-42	Blackfriars OS		Flinders University	7.5-47	2.1-13	Pulteney
	Henley	1.4-10	8.7-55	Angle Vale		Flinders University	3.2-20	6.5-41	Angle Vale
	Gaza	Bye				Tea Tree Gully	3.7-25	10.2-62	Gaza
Round 3	Blackfriars OS	6.6-42	2.2-14	Henley	Round 10	Pulteney	2.2-14	4.5-29	Gaza
	Tea Tree Gully	4.10-34	4.3-27	Gaza		Blackfriars OS	17.10-112	1.4-10	Flinders University
	Angle Vale	2.4-16	11.11-77	Flinders University		Tea Tree Gully	5.6-36	5.9-39	Henley
	Scotch OC	Bye				Angle Vale	3.3-21	11.11-77	Gaza
Round 4	Flinders University	3.3-21	10.6-66	Blackfriars OS	Round 11	Flinders University	4.2-26	4.5-29	Angle Vale
	Gaza	10.8-68	2.6-18	Scotch OC		Blackfriars OS	7.4-46	3.0-18	Tea Tree Gully
	Henley	5.6-36	5.6-36	Tea Tree Gully		Gaza	Cancelled	Cancelled	Henley
	Angle Vale	Bye				Blackfriars OS	17.6-108	2.1-13	Angle Vale
Round 5	Angle Vale	4.2-26	5.6-36	Gaza	Round 12	Henley	8.9-57	1.1-7	Flinders University
	Tea Tree Gully	14.6-90	1.2-8	Scotch OC		Tea Tree Gully	5.7-37	1.7-13	Gaza
	Henley	4.4-28	7.7-49	Flinders University		Tea Tree Gully	4.12-36	3.1-19	Angle Vale
	Blackfriars OS	Bye				Flinders University	2.4-16	6.7-43	Blackfriars OS
Round 6	Flinders University	4.7-31	6.8-44	Tea Tree Gully	Round 13	Pulteney	2.3-15	2.1-13	Blackwood
	Henley	10.10-70	4.1-25	Angle Vale					
	Gaza	6.1-37	11.8-74	Blackfriars OS					
Round 7	Angle Vale	4.7-31	3.6-24	Tea Tree Gully	Round 14				
	Henley	4.10-34	8.2-50	Gaza					
	Blackfriars OS	Bye	Bye	Flinders University					

MAJOR ROUNDS

1st Semi Final

Henley	4.8-32	3.5-23	Tea Tree Gully
--------	--------	--------	----------------

2nd Semi Final

Blackfriars OS	2.8-20	9.6-60	Gaza
----------------	--------	--------	------

Preliminary Final

Blackfriars OS	1.7-13	8.10-58	Henley
----------------	--------	---------	--------

Grand Final

Gaza	5.1-31	8.7-55	Henley
------	--------	--------	--------

WOMEN'S DIVISION 2 RESERVES



GRAND FINAL

Tea Tree Gully (4.7-31) d. Goodwood Saints (2.2-14)

Best on Ground: Chloe Donovan, Tea Tree Gully

Umpires:

Field – Michael Jolly, Markita Bond

Boundary – Zac Moss, Archie Spier

Goal – Troy Burge, Ron Field

LADDER

Club	Played	Win	Loss	Draw	Bye	For	Against	%	Points
Tea Tree Gully	13	11	1	0	1	685	64	1070.31	22
Goodwood Saints	13	8	4	0	1	479	129	371.32	16
Golden Grove	12	8	4	0	2	415	158	262.66	16
Flinders Park	11	6	4	0	2	258	354	72.88	13
Henley	11	4	5	0	2	222	388	57.22	9
Brighton Bombers	12	2	10	0	2	207	741	27.94	4
Gaza	12	2	9	0	2	111	543	20.44	4
Blackfriars OS (withdrawn)	2	0	0	0	12	0	0	0	0

MURRAY AMOS MEDAL LEADERBOARD

First Name	Surname	Club	Votes
Katie	Gloede	Golden Grove	14
Amanda	Donetzkow	Tea Tree Gully	11
Michaela	Matthews	Goodwood Saints	9
Sarah	Parkinson	Tea Tree Gully	8
Chelsea	Talbot	Goodwood Saints	8
Chloe	Donovan	Tea Tree Gully	7
Chelsea	Matthews	Goodwood Saints	7
Aimee	Herriman	Gaza	6
Laura	Morris	Flinders Park	6
Jamie-Ann	Scott	Tea Tree Gully	6
Ash	Sims	Tea Tree Gully	6
Summer	Kong	Brighton Bombers	6
Ella	Ward	Golden Grove	5
Montana	Wilmott	Golden Grove	5
Katherine	Brown	Golden Grove	5
Demmi	Plew	Henley	5
Zahara	Eyles	Gaza	4
Jessica	Rosenthal	Flinders Park	4
Laura	Roadknight	Brighton Bombers	4
Jess	Ragenovich	Goodwood Saints	4

LEADING GOAL KICKER LEADERBOARD

First Name	Surname	Club	Goals
Amanda	Donetzkow	Tea Tree Gully	21
Kayla	Wilkie	Goodwood Saints	13
Lara	Nemeth	Tea Tree Gully	10
Heidi	Baliga	Tea Tree Gully	10
Patricia	Kattaridis	Goodwood Saints	8
Kate	Haigh	Tea Tree Gully	8
Tiarna	Anderson	Tea Tree Gully	7
Katie	Gloede	Golden Grove	7
Bonnie	Zito	Golden Grove	6
Louise	Ayling	Goodwood Saints	6
Kelsie	Mansfield	Tea Tree Gully	6
Caitlin	Moyle	Goodwood Saints	5
Kayleigh	Clarke	Flinders Park	5
Jo	Potter	Golden Grove	5
Chelsea	Matthews	Goodwood Saints	5
Penney	Bills	Tea Tree Gully	4
Amanda	Klose	Tea Tree Gully	4
Victoria	Myers	Flinders Park	4
Hannah	Wiberg	Goodwood Saints	4
Vanetta	Renfrey	Flinders Park	4

MINOR ROUNDS

Round 1	Gaza	0.3-3	8.5-53	Brighton Bombers	Round 8	Brighton Bombers	3.5-23	4.7-31	Gaza
	Tea Tree Gully	10.7-67	0.1-1	Golden Grove		Golden Grove	1.5-11	2.5-17	Tea Tree Gully
	Flinders Park	Cancelled	Cancelled	Henley		Henley	2.0-12	2.11-23	Flinders Park
	Goodwood Saints	0 (Forfeit)	0 (Forfeit)	Blackfriars OS		Goodwood Saints	Bye	Bye	Blackfriars OS
Round 2	Tea Tree Gully	0 (Forfeit)	0 (Forfeit)	Blackfriars OS	Round 9	Flinders Park	8.12-60	3.1-19	Brighton Bombers
	Henley	3.8-26	1.2-8	Goodwood Saints		Goodwood Saints	5.9-39	1.2-8	Henley
	Golden Grove	0.5-5	4.5-29	Gaza		Gaza	0.0-0	3.6-24	Golden Grove
	Brighton Bombers	2.2-14	8.12-60	Flinders Park		Tea Tree Gully	Bye	Bye	Blackfriars OS
Round 3	Tea Tree Gully	11.10-76	0.2-2	Gaza	Round 10	Golden Grove	10.0-60	0 (Forfeit)	Flinders Park
	Goodwood Saints	13.7-85	1.0-6	Brighton Bombers		Brighton Bombers	0.0-0	14.12-96	Goodwood Saints
	Flinders Park	2.4-16	1.1-7	Golden Grove		Tea Tree Gully	9.8-62	1.0-6	Gaza
	Henley	Bye	Bye	Blackfriars OS		Henley	Bye	Bye	Blackfriars OS
Round 4	Golden Grove	2.3-15	0.2-2	Goodwood Saints	Round 11	Tea Tree Gully	0.0-0	0 (Forfeit)	Henley
	Gaza	1.2-8	7.5-47	Flinders Park		Flinders Park	5.6-36	3.1-19	Gaza
	Henley	2.0-12	11.10-76	Tea Tree Gully		Goodwood Saints	1.0-6	4.10-34	Golden Grove
	Brighton Bombers	Bye	Bye	Blackfriars OS		Brighton Bombers	Bye	Bye	Blackfriars OS
Round 5	Goodwood Saints	12.12-84	0.0-0	Gaza	Round 12	Flinders Park	2.4-16	3.1-19	Tea Tree Gully
	Tea Tree Gully	13.16-94	0.0-0	Flinders Park		Brighton Bombers	7.14-56	4.3-27	Henley
	Henley	6.2-38	3.4-22	Brighton Bombers		Gaza	0.0-0	6.6-42	Goodwood Saints
	Golden Grove	Bye	Bye	Blackfriars OS		Golden Grove	Bye	Bye	Blackfriars OS
Round 6	Golden Grove	10.0-60	0 (Forfeit)	Henley	Round 13	Henley	1.2-8	13.13-91	Golden Grove
	Brighton Bombers	0.1-1	20.10-130	Tea Tree Gully		Tea Tree Gully	15.14-104	0.0-0	Brighton Bombers
	Flinders Park	0.0-0	6.11-47	Goodwood Saints		Goodwood Saints	8.7-55	0.0-0	Flinders Park
	Gaza	Bye	Bye	Blackfriars OS		Gaza	Bye	Bye	Blackfriars OS
Round 7	Tea Tree Gully	0.2-2	1.8-14	Goodwood Saints	Round 14	Gaza	0 (Forfeit)	10.0-60	Henley
	Henley	4.7-31	2.1-13	Gaza		Brighton Bombers	1.7-13	4.11-35	Golden Grove
	Golden Grove	10.12-72	0.0-0	Brighton Bombers		Goodwood Saints	0.1-1	5.8-38	Tea Tree Gully
	Flinders Park	Bye	Bye	Blackfriars OS		Flinders Park	Bye	Bye	Blackfriars OS

MAJOR ROUNDS

1st Semi Final

Golden Grove	7.4-46	2.6-18	Flinders Park
--------------	--------	--------	---------------

2nd Semi Final

Tea Tree Gully	1.1-7	1.4-10	Goodwood Saints
----------------	-------	--------	-----------------

Preliminary Final

Tea Tree Gully	2.8-20	2.0-12	Golden Grove
----------------	--------	--------	--------------

Grand Final

Goodwood Saints	2.2-14	4.7-31	Tea Tree Gully
-----------------	--------	--------	----------------

WOMEN'S DIVISION 3



GRAND FINAL

Goodwood Saints (2.3-15) d. Brighton Bombers (1.2-8)

Best on Ground: Jessica Chyer, Goodwood Saints

Umpires:

Field – David Aylward, Martin Daunt

Boundary – Telemachus Corolis, Brodie Symons

Goal – Maeve Elshaug-Betson, Ron Kennealy

LADDER

Club	Played	Win	Loss	Draw	Bye	For	Against	%	Points
Goodwood Saints	14	13	1	0	0	584	174	335.63	26
Golden Grove	14	10	4	0	0	472	309	152.75	20
Brighton Bombers	14	9	5	0	0	374	261	143.30	18
Flinders Park	14	8	6	0	0	427	366	116.67	16
Hope Valley	14	7	6	1	0	348	360	96.67	15
Kenilworth	14	4	9	1	0	360	455	79.12	9
Mitcham	14	4	10	0	0	237	340	69.71	8
Scotch OC	13	0	13	0	1	128	619	20.68	0

NARELLE SMITH MEDAL LEADERBOARD

First Name	Surname	Club	Votes
Jordan	Woodards	Golden Grove	25
Lucinda	Lawless	Hope Valley	19
Natasha	Fazzalari	Flinders Park	16
Millie	Yardley	Golden Grove	14
Alicia	Wordingham	Hope Valley	12
Jessica	Chyer	Goodwood Saints	12
Mim	Potter	Goodwood Saints	12
Shantelle	Wise	Kenilworth	10
Courtney	Lier	Brighton Bombers	10
Hayley	Taheny	Hope Valley	10
Madelyn	Griffiths	Goodwood Saints	8
Zara	Bowles	Goodwood Saints	8
Zoe	MacGill-Rankin	Mitcham	8
Mia	Brown	Brighton Bombers	8
Hannah	Wurfel	Brighton Bombers	7
Gemma	Monaghan	Mitcham	7
Emma	Whyte	Goodwood Saints	7
Eve	Mackenzie	Goodwood Saints	6
Eloise	Steer	Brighton Bombers	5
Sophie	Haines	Kenilworth	5

LEADING GOAL KICKER LEADERBOARD

First Name	Surname	Club	Goals
Hayley	Taheny	Hope Valley	17
Emma	Morrison	Kenilworth	16
Elena	Siegert	Goodwood Saints	15
Jamie	Rapana-Burnett	Golden Grove	14
Kaylah	Usher	Flinders Park	14
Zara	Bowles	Goodwood Saints	13
Grace	Jobson	Golden Grove	12
Brylee	Cook	Hope Valley	12
Jordan	Woodards	Golden Grove	11
India	Battifuoco	Flinders Park	11
Alicia	Mcneill	Flinders Park	10
Maddisen	Kammermann	Brighton Bombers	9
Emma	Whyte	Goodwood Saints	9
Georgia	Bedding	Brighton Bombers	8
Abbey	Grieve	Kenilworth	8
Madeleine	Steele	Golden Grove	7
Phoebe	Parsons	Brighton Bombers	7
Tessa	Hawkes	Kenilworth	7
Mim	Potter	Goodwood Saints	6
Teagan	Fry	Henley	5

MINOR ROUNDS

Round 1	Hope Valley	2.6-18	3.2-20	Brighton Bombers	Round 8	Brighton Bombers	5.5-35	3.3-21	Hope Valley
	Kenilworth	6.2-38	4.10-34	Golden Grove		Golden Grove	6.7-43	4.3-27	Kenilworth
	Flinders Park	9.12-66	3.5-23	Fitzroy		Scotch OC	2.2-14	3.1-19	Flinders Park
Round 2	Mitcham	2.3-15	6.12-48	Goodwood Saints	Round 9	Goodwood Saints	5.3-33	0.4-4	Mitcham
	Mitcham	8.7-55	1.3-9	Kenilworth		Kenilworth	3.4-22	4.5-29	Mitcham
	Golden Grove	6.6-42	0.6-6	Hope Valley		Flinders Park	5.3-33	2.1-13	Brighton Bombers
	Brighton Bombers	4.3-27	5.5-35	Flinders Park		Goodwood Saints	9.8-62	0.0-0	Scotch OC
Round 3	Goodwood Saints	7.11-53	1.0-6	Fitzroy	Round 10	Hope Valley	5.5-35	4.3-27	Golden Grove
	Goodwood Saints	7.5-47	0.2-2	Brighton Bombers		Mitcham	3.7-25	1.0-6	Scotch OC
	Kenilworth	4.5-29	4.5-29	Hope Valley		Golden Grove	4.4-28	4.3-27	Flinders Park
	Mitcham	5.5-35	1.2-8	Fitzroy		Brighton Bombers	1.7-13	4.2-26	Goodwood Saints
Round 4	Flinders Park	4.7-31	6.2-38	Golden Grove	Round 11	Hope Valley	1.7-13	2.3-15	Kenilworth
	Hope Valley	5.2-32	2.7-19	Flinders Park		Flinders Park	4.2-26	4.5-29	Hope Valley
	Brighton Bombers	5.3-33	2.4-16	Mitcham		Goodwood Saints	8.12-60	3.1-19	Golden Grove
	Golden Grove	5.10-40	1.1-7	Goodwood Saints		Kenilworth	6.4-40	1.2-8	Scotch OC
Round 5	Fitzroy	3.2-20	13.9-87	Kenilworth	Round 12	Mitcham	0.1-1	3.3-21	Brighton Bombers
	Goodwood Saints	8.5-53	3.2-20	Hope Valley		Golden Grove	4.8-32	2.3-15	Mitcham
	Kenilworth	5.1-31	8.3-51	Flinders Park		Hope Valley	2.2-14	6.5-41	Goodwood Saints
	Fitzroy	1.1-7	9.10-64	Brighton Bombers		Flinders Park	5.6-36	3.5-23	Kenilworth
Round 6	Mitcham	2.2-14	5.4-34	Golden Grove	Round 13	Scotch OC	0.1-1	5.6-39	Brighton Bombers
	Brighton Bombers	6.7-43	4.4-28	Kenilworth		Golden Grove	11.10-76	0.2-2	Scotch OC
	Hope Valley	3.7-25	2.1-13	Mitcham		Kenilworth	0.2-2	5.6-36	Brighton Bombers
	Flinders Park	3.2-20	3.10-28	Goodwood Saints		Mitcham	0.3-3	2.5-17	Hope Valley
Round 7	Scotch OC	2.7-19	5.3-33	Golden Grove	Round 14	Goodwood Saints	10.8-68	1.6-12	Flinders Park
	Kenilworth	1.0-6	4.8-32	Goodwood Saints		Scotch OC	2.4-16	5.3-33	Hope Valley
	Hope Valley	8.8-56	3.3-21	Scotch OC		Flinders Park	5.3-33	1.2-8	Mitcham
	Brighton Bombers	0.3-3	3.8-26	Golden Grove		Golden Grove	0.0-0	3.7-25	Brighton Bombers
	Mitcham	0.4-4	2.7-19	Flinders Park		Goodwood Saints	3.8-26	0.3-3	Kenilworth

MAJOR ROUNDS

Qualifying Final

Golden Grove	1.5-11	2.4-16	Brighton Bombers
--------------	--------	--------	------------------

Elimination Final

Flinders Park	4.6-30	5.9-39	Hope Valley
---------------	--------	--------	-------------

1st Semi Final

Golden Grove	2.4-16	1.6-12	Hope Valley
--------------	--------	--------	-------------

2nd Semi Final

Goodwood Saints	2.7-19	1.5-11	Brighton Bombers
-----------------	--------	--------	------------------

Preliminary Final

Brighton Bombers	3.4-22	2.3-15	Golden Grove
------------------	--------	--------	--------------

Grand Final

Goodwood Saints	2.3-15	1.2-8	Brighton Bombers
-----------------	--------	-------	------------------

WOMEN'S DIVISION 4



GRAND FINAL

Pulteney (3.2-20) d. Pembroke OS (2.4-16)

Best on Ground: Georja Osborne, Pulteney

Umpires:

Field – Jack Moore, Christopher Peters

Boundary – Miller Jolly, Nevaeh Jolly

Goal – David Burness, Lynton Davies

LADDER

Club	Played	Win	Loss	Draw	Bye	For	Against	%	Points
Pembroke OS	14	12	2	0	0	634	206	307.77	24
Pulteney	14	11	3	0	0	613	187	327.81	22
Gepps Cross	14	10	4	0	0	543	335	162.09	20
Lockleys	14	8	5	1	0	497	296	167.91	17
Hectorville	14	8	6	0	0	489	309	158.25	16
Ingle Farm	14	7	7	0	0	452	409	110.51	14
West Croydon	14	6	7	1	0	339	370	91.62	13
Glenunga	14	2	10	0	0	155	690	22.46	4

STEVEN BAXTER & JULES SMITH MEDAL LEADERBOARD

First Name	Surname	Club	Votes
Ailene	Hiebner	Ingle Farm	25
Rosie	Boon	Hectorville	17
Harriet	Rowe	Lockleys	16
Victoria	Cirocco	Pulteney	13
Georja	Osborne	Pulteney	12
Kailie	Healey	West Croydon	8
Erini	Gikas	Glenunga	8
Elle	Lineage	Hectorville	8
Annabelle	Harris	Lockleys	7
Lara	Kittle	Pulteney	7
Ashleigh	Vaskelainen	West Croydon	7
Isabel	Spooner	Lockleys	7
Rhianne	Spence	Ingle Farm	7
Jenna	Maloney	Gepps Cross	7
Jazmine	Egan	West Croydon	6
Jessica	Searle	Hectorville	6
Mollie	Kristensen	Lockleys	6
Shannen	Solly	Gepps Cross	5
Emily	Bartsch	Hectorville	5
Elyce	Borrelli	Pulteney	5

LEADING GOAL KICKER LEADERBOARD

First Name	Surname	Club	Goals
Susan	Mountstephen	West Croydon	25
Taylah	Roberts	Hectorville	15
Cassandra	Glover	Pulteney	14
Lusiya	Azina	Pulteney	14
Kailie	Healey	West Croydon	12
Nikki	Thompson	Gepps Cross	12
Amy	Reid	Ingle Farm	11
Melissa	Wilson	Ingle Farm	11
Georja	Osborne	Pulteney	10
Sarah	Hart	Hectorville	10
Krysten	Dewar-Cutting	Lockleys	10
Lani	Collins	Ingle Farm	9
Deontae	Greenoff	Hectorville	9
Brooke	Williams	Gepps Cross	8
Emmie	Kulcsar	Lockleys	8
Amber	Hopkins	Pembroke OS	8
Taylor	Price	Pulteney	8
Jasmin	Staltari	Marion	8
Jenna	Maloney	Gepps Cross	7
Ailene	Hiebner	Ingle Farm	7

MINOR ROUNDS

Round 1	Marion	11.12-78	1.1-7	Rosewater	Round 8	Gepps Cross	4.5-29	7.2-44	Pembroke OS
	West Croydon	5.3-33	4.1-25	Lockleys		Lockleys	2.7-19	3.1-19	West Croydon
	Pulteney	5.6-36	4.2-26	Hectorville		Ingle Farm	10.9-69	1.3-9	Glenunga
	Glenunga	2.5-17	6.9-45	Ingle Farm		Hectorville	3.8-26	1.3-9	Pulteney
Round 2	Rosewater	0.0-0	19.12-126	Pulteney	Round 9	Pulteney	11.6-72	1.1-7	Gepps Cross
	Ingle Farm	1.8-14	8.9-57	Lockleys		Pembroke OS	2.3-15	1.6-12	West Croydon
	West Croydon	7.8-50	2.8-20	Marion		Glenunga	0.0-0	6.16-52	Hectorville
	Hectorville	4.8-32	2.1-13	Glenunga		Lockleys	2.6-18	3.10-28	Ingle Farm
Round 3	West Croydon	4.6-30	2.8-20	Pulteney	Round 10	Pulteney	2.6-18	0.3-3	West Croydon
	Ingle Farm	3.6-24	6.7-43	Hectorville		Hectorville	6.6-42	2.1-13	Ingle Farm
	Glenunga	8.5-53	3.6-24	Rosewater		Pembroke OS	10.4-64	5.2-32	Lockleys
	Marion	1.2-8	3.10-28	Lockleys		Gepps Cross	8.2-50	0.1-1	Glenunga
Round 4	Rosewater	0.0-0	12.16-88	Ingle Farm	Round 11	Lockleys	3.5-23	2.4-16	Hectorville
	West Croydon	8.7-55	1.3-9	Glenunga		Pulteney	4.7-31	4.3-27	Pembroke OS
	Hectorville	0.2-2	8.5-53	Lockleys		Ingle Farm	1.5-11	3.5-23	Gepps Cross
	Marion	0.1-1	5.7-37	Pulteney		Glenunga	2.4-16	3.1-19	West Croydon
Round 5	West Croydon	4.6-30	5.7-37	Ingle Farm	Round 12	Gepps Cross	8.3-51	4.2-26	Hectorville
	Hectorville	16.13-109	0.0-0	Rosewater		Pembroke OS	11.14-80	0.0-0	Glenunga
	Lockleys	5.7-37	1.3-9	Pulteney		Pulteney	6.3-39	1.1-7	Lockleys
	Glenunga	5.5-35	1.7-13	Marion		Ingle Farm	10.6-66	3.2-20	Wesy Croydon
Round 6	Hectorville	5.9-39	2.4-16	West Croydon	Round 13	West Croydon	2.1-13	4.7-31	Hectorville
	Gepps Cross	9.8-62	2.2-14	Lockleys		Lockleys	9.10-64	0.2-2	Gepps Cross
	Pulteney	10.5-65	0.1-1	Glenunga		Ingle Farm	2.1-13	7.7-49	Pembroke OS
	Pembroke OS	2.4-16	3.5-23	Ingle Farm		Glenunga	0.1-1	9.12-66	Pulteney
Round 7	Lockleys	10.0-60	0 (Forfeit)	Glenunga	Round 14	Glenunga	0 (Forfeit)	10.0-60	Lockleys
	Ingle Farm	2.1-13	9.6-60	Pulteney		Pembroke OS	5.3-33	3.7-25	Hectorville
	Hectorville	3.2-20	3.7-25	Pembroke OS		Pulteney	3.7-25	1.2-8	Ingle Farm
	West Croydon	2.1-13	5.4-34	Gepps Cross		Gepps Cross	3.3-21	3.8-26	West Croydon

MAJOR ROUNDS

1st Semi Final

Gepps Cross	3.4-22	2.4-16	Eastern Park
-------------	--------	--------	--------------

2nd Semi Final

Pembroke OS	6.3-39	6.2-38	Pulteney
-------------	--------	--------	----------

Preliminary Final

Pulteney	3.3-21	1.6-12	Gepps Cross
----------	--------	--------	-------------

Grand Final

Pembroke OS	2.4-16	3.2-20	Pulteney
-------------	--------	--------	----------

WOMEN'S DIVISION 5



GRAND FINAL

Eastern Park (3.3-21) d. Fitzroy (1.2-8)

Best on Ground: Luci Johninke, Eastern Park

Umpires:

Field – Rob McKay, Aaron Reval

Boundary – Zoe Blundell, Lea Zhao

Goal – Lynton Davies, Alex Scarman

LADDER

Club	Played	Win	Loss	Draw	Bye	For	Against	%	Points
Eastern Park	15	13	2	0	0	757	270	280.37	26
Woodville South	15	7	7	1	0	388	435	89.20	15
Elizabeth	15	6	9	0	0	339	485	69.90	12
Fitzroy	15	6	9	0	0	378	556	67.99	12
Kilburn	15	4	10	1	0	387	518	74.71	9
North Haven	15	3	12	0	0	205	712	28.79	6

ANNI SERGEANT MEDAL LEADERBOARD

First Name	Surname	Club	Votes
Alicia	Butler	Eastern Park	28
Samantha	Saunders	Eastern Park	22
Amber	Elvin	Woodville South	14
*Kimberlee	Kite	Elizabeth	16
Talana	Knaggs	Kilburn	11
Madeline-Rose	Agius	Kilburn	10
Emily	Koch	Woodville South	9
Bethany	Sharpe`	Fitzroy	8
Madyson	Woods	North Haven	8
Aaliyah	Osborne	North Haven	7
Jenna	Ellis	Elizabeth	7
Brittany	Spooner	Gepps Cross	6
Narelle	Henderson	Fitzroy	6
Reni	Schlink	Woodville South	6
Shannen	Solly	Gepps Cross	5
Jenna	Maloney	Gepps Cross	5
Luci	Johninke	Eastern Park	4
Brooke	Williams	Gepps Cross	4
Chelsea	Joy	Elizabeth	4
Kelsi	Ley	Kilburn	4

LEADING GOAL KICKER LEADERBOARD

First Name	Surname	Club	Goals
Amber	Elvin	Woodville South	21
Madeline-Rose	Agius	Kilburn	21
Kayla	McConnell	Eastern Park	20
Alicia	Butler	Eastern Park	13
Samantha	Saunders	Eastern Park	13
Tayla	Ley	Kilburn	11
Bek	Imgraben	Eastern Park	10
Alicia	Shelley	Eastern Park	10
Jenna	Maloney	Gepps Cross	9
Brooke	Williams	Gepps Cross	9
Lisa	Kirby	Fitzroy	8
Crystal	Sumner	Kilburn	8
Luci	Johninke	Eastern Park	7
Kyekye	James	Elizabeth	7
Erin	Grainger	Eastern Park	7
Nikki	Thompson	Gepps Cross	7
Bethany	Sharpe	Fitzroy	6
Kelli	Terrall	Eastern Park	6
Nartiea	Morgan	Elizabeth	6
Hayley	Nisbet	Eastern Park	6

MINOR ROUNDS

Round 1	North Haven	1.0-6	8.10-58	Gepps Cross	Round 9	Eastern Park	11.18-84	2.2-14	North Haven
	Elizabeth	6.3-39	1.3-9	Kilburn		Elizabeth	7.3-45	2.4-16	Fitzroy
	Woodville South	2.5-17	9.9-63	Eastern Park		Woodville South	2.6-18	1.0-6	Kilburn
Round 2	Kilburn	13.9-87	0.0-0	North Haven	Round 10	North Haven	3.10-28	2.2-14	Woodville South
	Gepps Cross	6.12-48	6.5-41	Eastern Park		Fitzroy	5.4-34	2.6-18	Kilburn
	Woodville South	6.9-45	2.1-13	Elizabeth		Eastern Park	7.8-50	2.2-14	Elizabeth
Round 3	Woodville South	0.2-2	11.15-81	Gepps Cross	Round 11	Elizabeth	5.8-38	4.5-29	Kilburn
	Elizabeth	3.3-21	0.9-9	North Haven		Eastern Park	6.8-44	6.3-39	Woodville South
	Eastern Park	8.9-57	2.1-13	Kilburn		North Haven	4.2-26	5.3-33	Fitzroy
Round 4	Kilburn	3.2-20	2.8-20	Woodville South	Round 12	Fitzroy	5.6-36	3.4-22	Eastern Park
	North Haven	2.2-14	13.13-91	Eastern Park		Kilburn	9.5-59	0.3-3	North Haven
	Gepps Cross	11.9-75	0.0-0	Elizabeth		Woodville South	6.3-39	3.7-25	Elizabeth
Round 5	Kilburn	2.3-15	12.11-83	Gepps Cross	Round 13	Woodville South	3.0-18	4.12-36	Fitzroy
	Elizabeth	0.2-2	3.7-25	Eastern Park		Elizabeth	5.5-35	3.6-24	North Haven
	Woodville South	6.8-44	1.2-8	North Haven		Eastern Park	11.9-75	2.1-13	Kilburn
Round 6	Fitzroy	3.6-24	4.4-28	North Haven	Round 14	Fitzroy	4.7-31	2.3-15	Elizabeth
	Eastern Park	3.5-23	3.4-22	Woodville South		North Haven	1.2-8	11.11-77	Eastern Park
	Kilburn	8.5-53	4.6-30	Elizabeth		Kilburn	6.7-43	1.1-7	Woodville South
Round 7	North Haven	3.3-21	0.7-7	Kilburn	Round 15	Elizabeth	0.3-3	5.5-35	Eastern Park
	Elizabeth	3.8-26	4.5-29	Woodville South		Fitzroy	8.11-59	2.2-14	Kilburn
	Eastern Park	5.6-36	4.2-26	Fitzroy		Woodville South	6.9-45	0.0-0	North Haven
Round 8	Fitzroy	3.1-19	4.5-29	Woodville South					
	Kilburn	0.1-1	5.4-34	Eastern Park					
	North Haven	2.4-16	5.3-33	Elizabeth					

MAJOR ROUNDS

1st Semi Final

Elizabeth	5.5-35	6.4-40	Fitzroy
-----------	--------	--------	---------

2nd Semi Final

Eastern Park	9.13-67	3.1-19	Woodville South
--------------	---------	--------	-----------------

Preliminary Final

Woodville South	1.1-7	0.11-11	Fitzroy
-----------------	-------	---------	---------

Grand Final

Eastern Park	3.3-21	1.2-8	Fitzroy
--------------	--------	-------	---------

WOMEN'S DIVISION 6

POWERADE



GRAND FINAL

Edwardstown (3.5-23) d. Loreto OS (2.4-16)

Best on Ground: Jess Patching, Edwardstown

Umpires:

Field – Shane Moss, Sarah Ronayne

Boundary – Tyson Psaila, James Hutchins

Goal – Roberto Lombardi, Ethan Scarman

LADDER

Club	Played	Win	Loss	Draw	Bye	For	Against	%	Points
Edwardstown	11	10	1	0	2	520	136	382.35	21
Loreto OS	12	7	5	0	2	468	281	166.55	14
Modbury	11	6	5	0	2	335	211	158.77	13
Marion	12	5	5	1	2	164	411	39.90	11
Adelaide University	12	3	8	1	2	206	415	49.64	7
Rosewater	13	2	9	0	2	224	627	35.73	4
Athelstone	12	2	10	0	2	173	803	21.54	4

GEORGI ILEY MEDAL LEADERBOARD

First Name	Surname	Club	Votes
Jess	Patching	Edwardstown	20
Bella	Simpson	Loreto OS	15
Kayla	Catford	Edwardstown	13
Eliza	Cunningham	Pembroke OS	12
Abbey	Hampel	Adelaide University	12
Mia	Ebert	Modbury	11
Emily	Page	Modbury	11
Chloe	Landwehr	Adelaide University	10
Alexis	Nieass	Athelstone	7
Tallara	Power	Marion	6
Jessica	Armstrong	Marion	6
Jaimee	Banning	Modbury	6
Katelyn	Wilson	Marion	6
Jana	Ivancic	Edwardstown	5
Annie	Green	Loreto OS	5
Shae-Lea	Fischer	Loreto OS	5
Grace	McNicol	Adelaide University	4
Meg	Henderson	Adelaide University	4
Serena	Lienert	Edwardstown	3
Annie	Coffey	Rosewater	3

LEADING GOAL KICKER LEADERBOARD

First Name	Surname	Club	Goals
Jess	Patching	Edwardstown	36
Lucy	Franzon	Loreto OS	12
Mia	Ebert	Modbury	12
Grace	McNicol	Edwardstown	9
Kayla	Catford	Edwardstown	9
Sarah	Malpas	Pembroke OS	9
Abbey	Hampel	Adelaide University	8
Amber	Hopkins	Pembroke OS	8
Lulu	Tierney	Pembroke OS	7
Eliza	Cunningham	Pembroke OS	7
Amelia	Rosella	Loreto OS	6
Ailis	Nola	Rosewater	6
Annie	Green	Loreto OS	5
Jayla	Wood	Modbury	5
Ereni	Vithoukaskas	Loreto OS	5
Louise	Condo	Edwardstown	5
Jasmin	Staltari	Marion	5
Annabelle	Langley	Loreto OS	4
Alycia	Wood	Modbury	4
Alexis	Nieass	Athelstone	4

MINOR ROUNDS

Round 1	Marion	0.1-1	12.13-85	Athelstone	Round 8	Rosewater	6.4-40	1.5-11	Adelaide University
	Edwardstown	3.6-24	1.4-10	Loreto OS		Loreto OS	2.5-17	8.6-54	Edwardstown
	Pembroke OS	6.14-50	0.0-0	Modbury		Athelstone	0.3-3	5.1-31	Marion
	Adelaide University	Bye				Modbury	Bye		
Round 2	Adelaide University	1.0-6	10.15-75	Pembroke OS	Round 9	Athelstone	1.5-11	14.15-99	Rosewater
	Modbury	Cancelled	Cancelled	Edwardstown		Marion	3.3-21	1.3-9	Loreto OS
	Loreto OS	12.9-81	2.1-13	Marion		Edwardstown	4.2-26	1.8-9	Modbury
	Athelstone	Bye				Adelaide University	Bye		
Round 3	Modbury	4.6-30	0.3-3	Adelaide University	Round 10	Loreto OS	9.4-58	1.4-10	Rosewater
	Pembroke OS	19.21-135	1.2-8	Athelstone		Adelaide University	1.3-9	7.5-47	Modbury
	Edwardstown	9.5-59	4.2-26	Marion		Marion	3.7-25	2.5-17	Edwardstown
	Loreto OS	Bye				Athelstone	Bye		
Round 4	Adelaide University	2.0-12	8.8-56	Edwardstown	Round 11	Marion	2.4-16	1.1-7	Rosewater
	Loreto OS	1.1-7	11.6-76	Pembroke OS		Edwardstown	5.2-32	1.4-10	Adelaide University
	Modbury	1.12-18	3.2-20	Athelstone`		Athelstone	0.1-1	13.9-87	Modbury
	Marion	Bye				Loreto OS	Bye		
Round 5	Pembroke OS	10.0-60	0 (Forfeit)	Marion	Round 12	Rosewater	1.9-15	6.7-43	Edwardstown
	Modbury	3.4-22	6.5-41	Loreto OS		Loreto OS	3.2-20	5.4-34	Modbury
	Adelaide University	5.10-40	2.1-13	Athelstone		Athelstone	2.4-16	7.10-52	Adelaide University
	Edwardstown	Bye				Marion	Bye		
Round 6	Loreto OS	6.7-43	2.0-12	Adelaide University	Round 13	Modbury	6.10-46	1.2-8	Marion
	Edwardstown	15.16-106	1.1-7	Athelstone		Adelaide University	1.4-10	7.9-51	Loreto OS
	Marion	1.5-11	0.3-3	Modbury		Athelstone	0.0-0	15.13-103	Edwardstown
	Rosewater	Bye				Rosewater	Bye		
Round 7	Modbury	5.4-34	3.4-22	Rosewater	Round 14	Athelstone	0.1-1	9.15-69	Loreto OS
	Adelaide University	1.6-12	1.6-12	Marion		Marion	0.0-0	4.5-29	Adelaide University
	Loreto OS	8.14-62	1.2-8	Athelstone		Edwardstown	0.0-0	0 (Forfeit)	Marion
	Edwardstown	Bye				Modbury	Bye		

MAJOR ROUNDS

1st Semi Final

Modbury	5.4-34	1.2-8	Marion
---------	--------	-------	--------

2nd Semi Final

Edwardstown	4.9-33	3.5-23	Loreto OS
-------------	--------	--------	-----------

Preliminary Final

Loreto OS	3.7-25	2.8-20	Modbury
-----------	--------	--------	---------

Grand Final

Edwardstown	3.5-23	2.4-16	Loreto OS
-------------	--------	--------	-----------

PREMIERS AND MEDALLISTS



Division 1 Men


Premiers: Port District

Keith Sims Medal:

Nick Favretto

Club: Goodwood Saints

Votes: 22



Division 2 Men

Premiers: Broadview

FA Bloch Medal:

Henry Papatolis

Club: PHOS Camden

Votes: 23

MEN'S DIVISIONS

Division	Premiers	Medallist	Medal Name	Club
D1R	St Peter's OC	Alek Kudra	EA Davoren Medal	St Peter's OC
D2R	Broadview	Lukas Antoniadis	G Palasis Medal	Adelaide University
D3	Golden Grove	Tim Davey Jake Pitman	GS Heard Medal	Modbury Golden Grove
D3R	Golden Grove	Alex Stearne	DG McKay Medal	Flinders Park
D4	Pembroke OS	Frank Timpano	JW Schultz Medal	Pooraka
D4R	Plympton	Daniel De Lawyer	RB Lambert Medal	Kenilworth
D5	Hectorville	Ben Haren Daniel Mason Jake Mazzone	JB Dicker Medal	Lockleys Gepps Cross Hectorville
D5R	Lockleys	Chris Smith	JR Wilson Medal	Elizabeth
D6	Trinity OS	Patrick O'Dea	AG Bert Medal	Marion
D6R	Trinity OS	Matthew Perry Sean Bayzand	AEC Treloar Medal	Trinity OS Marion
D7	Greenacres	Matthew Gibson	RA Stennett Medal	Greenacres
D7R	Adelaide Lutheran	Craig Benrley	FJ Monten Medal	Adelaide Lutheran
C1	Prince Alfred OC	Karl Siebels	P Collins Medal	Prince Alfred OC
C2	Henley	Scott Sullivan	JA Burchell Medal	Athelstone
C3	Modbury	Joel Vaneveld	CG Tideman Medal	Modbury
C4	Pembroke OS	Lachy Wilhelm	HD Naylor Medal	Mitcham
C5	Lockleys	James Ramsell	CC Sando Medal	Elizabeth
C6	Adelaide University	Aden Miegel	HV Millard Medal	Adelaide Lutheran
C7	St Peters OC	Daniel Golding	RH Elix Medal	Tea Tree Gully
C8	Henley	Adam Hobba Joshua Spiniello	DA Tohill	Flinders Park Prince Alfred OC

PREMIERS AND MEDALLISTS



Division 1 Women
Premiers: SMOSH West Lakes

Gina Dutschke Medal:
Celestina Dona

Club: Morphetville Park

Votes: 19



Division 2 Women
Premiers: Henley

Catherine Mulvihill Medal:
Letisha Ackland

Club: Blackfriars OS

Votes: 17

WOMEN'S DIVISIONS

Division	Premiers	Medallist	Medal Name	Club
D1R	SMOSH West Lakes	Katelyn Wittmann	Louise Crowe Medal	SMOSH West Lakes
D2R	Tea Tree Gully	Katie Gloede	Murray Amos Medal	Golden Grove
D3	Goodwood Saints	Jordan Woodards	Narelle Smith Medal	Golden Grove
D4	Pulteney	Ailene Hiebner	Stephen Baxter & Jules Smith Medal	Ingle Farm
D5	Eatern Park	Alicia Butler	Anni Sergeart Medal	Eatern Park
D6	Edwardstown	Jess Patching	Georgi Iley Medal	Edwardstown



LEADING GOALKICKERS

MEN'S DIVISIONS



**Men's Division 1
Leading Goalkicker:**

Jock McLeay
St Peter's OC

Division	Name	Club	Goals
D1	Jock McLeay	St Peter's OC	45
D1R	Daniel McCabe	Old Ignatians	41
D2	Tristan Carcuro	Sacred Heart OC	52
D2R	Jackson Fox	Sacred HJeart OC	43
D3	Liam Verity	Modbury	83
D3R	Harry Parker	Edwardstown	79
D4	Daniel Nobes	Hope Valley	84
D4R	Sam Prior	Mitcham	62
D5	Ben Haren	Lockleys	104
D5R	Billy Elliot	Gepps Cross	49
D6	Domenico Barilla	Trinity OS	60
D6R	Matthew Perry	Trinity OS	78
D7	Matthew Gibson	Greenacres	91
D7R	Joel Clarke	Adelaide Lutheran	78
C1	Karl Siebels	Prince Alfred OC	75
C2	Daniel Wilksch	Henley	48
C3	Joel Vaneveld	Modbury	74
C4	Samuel Proud	Walkerville	23
C5	Jamie Hibbett	Gepps Cross	46
C6	Zac Fahey	Adelaide University	39
C7	Andrew Twynstra	Old Ignatians	57
C8	Joel Chapman	Henley	95

WOMEN'S DIVISIONS



**Women's Division 1
Leading Goalkicker:**

Brianna Walling
Morphettville Park

Division	Name	Award Name	Club	Goals
D1	Brianna Walling	Trudy Glazbrook Award	Morphettville Park	14
D1R	Elizabeth Probyn-shingles	Fiona Clancey Award	Morphettville Park	12
D2	Ruth Wallace	-	Blackfriars OS	33
D2R	Amanda Donetzkow	-	Tea Tree Gully	21
D3	Hayley Taheny	-	Hope Valley	17
D4	Susan Mountstephen	-	West Croydon	25
D5	Amber Elvin	-	Woodville South	21
D6	Jess Patching	-	Edwardstown	36



PROUDLY SUPPORTING



A NEW DAWN FOR A BRIGHTER FUTURE.

PARTICIPATE IN A CLINICAL TRIAL.
GET PAID UPTO \$10,000 TO HELP
ADVANCE MEDICAL RESEARCH.

FIND OUT MORE:
www.cmax.com.au



1800 150 433



WOMEN'S
TEAM
of the **YEAR**

MILLIE MCCARTHY
OLD IGNATIANS

BRIANNA WALLING
MORPHETTVILLE PARK

REMY GRANT (VC)
SMOSH WEST LAKES

LINDSAY BIGG
MORPHETTVILLE PARK

ALANNA ROCHOW
HAPPY VALLEY

KIANA LEE
SMOSH WEST LAKES

LILI-FONTINI GAMBRANIS
OLD IGNATIANS

MATTEA BREED
PAYNEHAM NU

CHARLOTTE DOLAN
TEA TREE GULLY

NICOLETTE DUNN
MORPHETTVILLE PARK

BESSIE BARRETT
HAPPY VALLEY

TEAGAN USHER
SMOSH WEST LAKES

TESS MORCOM (C)
MORPHETTVILLE PARK

RAYNE RIVALLAND
HAPPY VALLEY

JESS MEACHIN
PAYNEHAM NU

RUCKS

CELESTINA DONA
MORPHETTVILLE PARK

TABATHA SAVILLE
ADELAIDE UNIVERSITY

ELAINE GRIGG
BROADVIEW

INTERCHANGE

CHARLOTTE SPENCE
BROADVIEW

MADELINE GREEN
HAPPY VALLEY

ASTRID GOOLEY
SMOSH WEST LAKES

DJIMILA TOTHAM
PAYNEHAM NU

COACH

BRAD DAY
SMOSH WEST LAKES

ASSIST. COACH

BRAD FERRALL
MORPHETTVILLE PARK





MEN'S TEAM of the YEAR



JOCK MCLEAY
ST PETERS OC

WILL ABBOTT (C)
OLD IGNATIANS

NICK BURGESS
ST PETER'S OC

RYAN SPITTLE
TEA TREE GULLY

JASON NYSKOHUS
PORT DISTRICT

GAVIN SHEPHARD
PORT DISTRICT

TIM BACCANELLO
ROSTREVOR OC

NICK FAVRETTO (VC)
GOODWOOD SAINTS

MICHAEL MCMAHON
GLENUNGA

JARMAN SIGAL
BRIGHTON BOMBERS

HAYDEN JOLLY
PRINCE ALFRED OC

CHRIS CURRAN
PRINCE ALFRED OC

COOPER GAFFNEY
PORT DISTRICT

BRAD MCKENZIE
PAYNEHAM NU

TYLER MARTIN
TEA TREE GULLY

RUCKS

TOM CARTER
GOODWOOD SAINTS

NIGEL OSBORN
BRIGHTON BOMBERS

SAM GRAY
PORT DISTRICT

INTERCHANGE

ALEX HAREN
GLENUNGA

JACK TRENGOVE
PRINCE ALFRED OC

JESSIE O'BRIEN
ST PETERS OC

COACH
JOSH RAMSEY
PRINCE ALFRED OC

ASSIST. COACH
NATHAN GRIMA
GLENUNGA

JAMES HARGREAVES
ST PETERS OC



CLUB CHAMPIONSHIP CUP

ALL DIVISIONS

Rank	Club	Teams	Points
1	Golden Grove	7	31.0
2	Pembroke OS	5	28.1
3	Lockleys	5	28.0
4	Plympton	3	27.7
5	Port District	4	25.0
6	Henley	6	24.9
7	Gepps Cross	4	24.0
8	PHOS Camden	3	23.7
9	Prince Alfred OC	5	23.5
10	Modbury	5	23.0
11	Sacred Heart OC	4	22.8
12	Greenacres	2	22.5
13	Trinity OS	3	22.3
14	Goodwood Saints	5	22.2
15	Flinders Park	6	21.9
16	Hectorville	4	20.8
17	Edwardstown	4	20.8
18	Old Ignatians	6	20.3
19	St Peters OC	4	19.8
20	Adelaide Lutheran	3	19.7
21	Athelstone	4	17.8
22	Broadview	5	17.7
23	Marion	4	16.9
24	Tea Tree Gully	6	16.5
25	Blackfriars OS	4	16.3
26	SMOSH West Lakes	5	16.2
27	Walkerville	3	16.0
28	Adelaide University	10	15.8
29	Colonel Light Gardens	3	15.3
30	Mitcham	4	14.4
31	Seaton Ramblers	3	14.3
32	Rosewater	3	14.0
33	Hope Valley	4	13.0
34	Houghton Districts	3	12.5
35	West Croydon	3	12.3
36	Flinders University	3	12.0

Rank	Club	Teams	Points
37	Central United	2	11.5
38	Pooraka	3	11.3
39	Kenilworth	3	11.3
40	Elizabeth	4	10.7
41	Fitzroy	3	10.3
42	Morphettville Park	5	10.1
43	Rostrevor OC	5	10.0
44	Mitchell Park	2	9.9
45	Eastern Park	4	9.7
46	Woodville South	4	9.5
47	Salisbury North	3	9.0
48	Ingle Farm	3	9.0
49	Payneham NU	5	8.9
50	Pulteney	3	8.7
51	Kilburn	3	8.3
52	Westminster OS	2	7.9
53	Scotch OC	4	7.9
54	Brighton Bombers	5	7.8
55	CBC OC	3	7.7
56	Angle Vale	1	7.3
57	Happy Valley	2	7.2
58	Unley Mercedes Jets	3	7.0
59	Gaza	5	6.8
60	Mawson Lakes	2	5.4
61	Brahma Lodge	3	5.0
62	Glenunga	4	4.3
63	Hackham	2	4.1
64	Portland	2	3.8
65	North Haven	5	3.1
66	St Pauls OS	3	3.0
67	O'Sullivan Beach Lonsdale	2	2.9
68	Salisbury	2	0.3
69	Para Hills	2	-1.1



The Club Championship Cup is awarded to the most successful Adelaide Footy League Club in terms of winning matches in all of its Divisions throughout the season and conducting its affairs in a manner befitting a Member Club of The League.

Teams are awarded five points for a win, three for a draw and two for a loss. Points are also deducted for Club penalties, including not attending compulsory League meetings. The total number of points is divided by the Club's number of teams to produce a final points average.

Well done to Golden Grove!

OTHER AWARDS

Award	Division	Name	Club
Adelaide Footy League Presidents Volunteer Award	All Divisions	Nathan Grace	Hectorville

CERTIFICATES OF MERIT*

Name	Club
Matthew Kerin	Goodwood Saints
Craig Kirkbright	Goodwood Saints

Name	Club
Martin Hill	Goodwood Saints
Steve Partington	Goodwood Saints

Certificates of Merit are awarded at the conclusion of each season to club and league volunteers who have provided

PLAYER LIFE MEMBERSHIP - 150 GAMES*

Name	Club
Andrew Malone	Westminster OS
Guy Marshall	Westminster OS
Andrew McLean	Westminster OS
Sam Wigg	Westminster OS
Scott Simpson	Westminster OS
Gareth Allen	Westminster OS
Daniel Cross	Westminster OS
Luke Harris	Westminster OS
Richard Veroude	Westminster OS
Dennis Laundy	Westminster OS
Kym Reed	Westminster OS
Graham Archer	Westminster OS
Mark Ambrose	Westminster OS

Name	Club
Michael Quilliam	Westminster OS
Luke Warburton	Westminster OS
Robert Hayes	Westminster OS
Tom Easton	Westminster OS
Brock Kay	Westminster OS
Pauls Sanders	Westminster OS
Matthew Newman	Westminster OS
Luke Malcolm	Westminster OS
Jack Eastwood	Broadview
Eric Hayat	Broadview
Ross Pickering	Unley Mercedes Jets
Luke Heaslip	Unley Mercedes Jets
-	-

Player Life Membership is awarded at the conclusion of each season to players who have reached 150 games for the League.

300 GAMES*

Name	Club
Mark Richardson	Adelaide Lutheran
Andrew McLean	Westminster OS

400 GAMES*

Name	Club
N/A	

*Clubs are responsible for supplying information to the League on Certificates of Merit, Player Life Members (150 Games), 300 Game players and 400 Game players.



Thank you to our Media Partners in 2022

The Advertiser



We are pleased to support the following Charities in 2022



LIFE MEMBERS

MEN'S FOOTBALL



Prof. Henry Naylor †



Dr. Frank Hone (1934) †



Jack Massey (1938) †



Hugh Millard (1948) †



Clarrie Tideman (1948) †



Dr. Doug McKay (1949) †



Corey Treloar (1958) †



Graham Wilson (1958) †



Ted Nazer (1959) †



Hibble Main (1961) †



Dr. Elix (1962) †



Fred Monten (1974) †



Alan Statton (1974) †



Howard Mutton (1977) †



Keith Sims OAM (1978) †



Frank Cockburn (1984) †



Graham Bert (1990) †



John Dicker (1993)



Don Tothill (1996) †



Elaine Davoren (1998)



Peter Collins (2003) †



Jeff Burchell (2003)



Dr. Fred Bloch (2005)



Rex Lambert (2005)



Chris Sando (2007)



Ian Wallace (2009)



John Wilson (2007) †



Geoff Heard (2011)



John Schulz APM (2011)



Garry Palasis (2012)



Nick Kyriazopolous (2012)



Ron Stennett (2015) †



Shaun Ryan (2019)

WOMEN'S FOOTBALL



Deb Pitman (1998)



Murray Amos (2007)



Nancy Tidswell (2009)




Tiffany Lee (2009)



Catherine Mulvihill (2009)



Maritza Galic (2010)



Narelle Smith (2010)



Stephen Baxter (2011)



Cassandra Hartley (2012)



Trudy Glazbrook (2012)



Sarah Masiero (2013)



Jules Smith (2014)

MADE IN ADELAIDE FOR ADELAIDE




NEWS

NIGHTLY 6.00